

Герберт Пухта, Гюнтер Гернгрос, Пітер Льюїс-Джонс

# Англійська мова English

Підручник для 2 класу  
закладів загальної середньої освіти  
(з аудіосупроводом)

Рекомендовано Міністерством освіти і науки України



Київ  
Видавництво «Лінгвіст»  
2019

УДК 811.111 кл2 (075.2)  
П90

*«Рекомендовано Міністерством освіти і науки України»*  
(Наказ Міністерства освіти і науки України від 28.03.2019 № 407)

Видано за державні кошти.  
Продаж заборонено

**Пухта Г., Гернгрос Г., Льюїс-Джонс П.**

П90 Англійська мова. Підруч. для 2 кл. закл. загальн. середн. освіти (з аудіосупроводом) / Пухта Г., Гернгрос Г., Льюїс-Джонс П. – К.: Видавництво «Лінгвіст», 2019. – 112 с.  
ISBN 978-617-7713-21-9

Підручник з аудіосупроводом призначений для вивчення англійської мови в 2-му класі, розроблений згідно з Державним стандартом початкової загальної середньої освіти Нової української школи та відповідно до Типової освітньої програми для закладів загальної середньої освіти. Підручник має ґрунтовну комунікативну й діяльнісну спрямованість, розвиває навички образного, логічного та критичного мислення і створює міцну основу для подальшого навчання.

УДК 811.111 кл2 (075.2)

**Аудіосупровід до підручника Ви знайдете за посиланням**  
<https://lib.imzo.gov.ua/>

ISBN (англ.) 978-110-8728-90-4  
ISBN (укр.) 978-617-7713-21-9

© Quick Minds, Cambridge University Press, 2014  
© Quick Minds (Ukrainian edition), Cambridge  
University Press and Publishing House Linguist, 2019

# Contents

<b>Back to school</b>	<b>4</b>
<b>Unit 1 The school bag</b>	<b>10</b>
<b>Unit 2 The zoo</b>	<b>18</b>
<b>Unit 3 My bedroom</b>	<b>26</b>
<b>Review: Back to school, units 1, 2 and 3</b>	<b>34</b>
<b>Unit 4 Come to my party!</b>	<b>36</b>
<b>Unit 5 Off we go!</b>	<b>44</b>
<b>Unit 6 Sports club</b>	<b>52</b>
<b>Review: units 4, 5 and 6</b>	<b>60</b>
<b>Unit 7 In the countryside</b>	<b>62</b>
<b>Unit 8 Amusement park</b>	<b>70</b>
<b>Unit 9 At the beach</b>	<b>78</b>
<b>Review: units 7, 8 and 9</b>	<b>86</b>
<b>Culture: units 1–8</b>	<b>88</b>
<b>I can do: units 1–8</b>	<b>97</b>
<b>Grammar focus</b>	<b>106</b>
<b>Map of the course</b>	<b>110</b>

# Back to school

1 CD 1  
02

Listen and look. Then listen and say the words.

1 door

2 bookcase

3 wall

4 clock

5 window

6 board

7 cupboard

8 chair

9 floor

2 CD 1  
03

Listen and chant.

3

Talk to a friend.

Number 4.

It's a clock.



# 1 Read and match.

1



Hi! How are you?

a



No, I haven't.

2



Have you got a book?

b



I'm fine. Thanks.

2

CD 1  
04

# Listen and say.

## Grammar focus

Hello. How are you?  
Have you got a pencil?

I'm fine, thanks.  
Yes, I have.  
No, I haven't.



3

# Play the guessing game.

Hi. How are you?

I'm fine. Thanks.

Have you got a book?

Yes, I have.


1 CD 1  
06

Listen and sing.




2

Say the alphabet.






**1** CD 1  
08 Listen and match.

**1** 

**a** R-U-B-B-E-R

**b** P-E-N-C-I-L

**2** 

**2** CD 1  
09 Listen and say.

**Grammar focus**

What's this?  
How do you spell that?

It's a ruler.  
**R-U-L-E-R.**




**3** Ask and answer.


How do you spell *notebook*?

N-O-T-E-B-O-O-K.

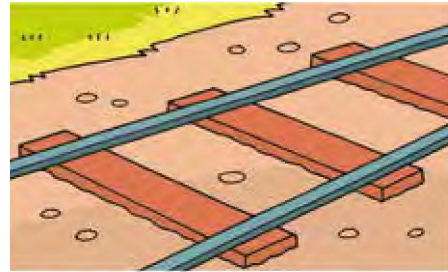



# 1 CD 1 12 The tree on the track






2 Look at the pictures and spell the words.



3 Find who says ...

But the tree is on the track!

4 <sup>CD 1</sup> Listen and say. <sub>14</sub>



Troy's **gr**andpa's got a **gr**eat big **gr**een **dr**agon.

# 1

# The school bag

1 CD 1  
16

Listen and look. Then listen and find numbers 11–20.

6 sixteen (16)

5 fifteen (15)

4 fourteen (14)

2 twelve (12)

10 twenty (20)

3 thirteen (13)

9 nineteen (19)

7 seventeen (17)

8 eighteen (18)

1 eleven (11)

2 CD 1  
17

Listen and chant.

3

Ask and answer.

How many computer games?

11

1 CD 1  
18

### Listen, look and number.



- a  There's a chair.
- b  There's a clock.
- c  1 There are some pencils.
- d  There's a bookcase.

2 CD 1  
19

### Listen and say.

#### Grammar focus

**There's a** cupboard.  
**There's 1** window.

**There are some** chairs.  
**There are 12** books.



3

### Play the action game.



1 CD 1  
20

Listen and sing.



2

Point and say.

There's a clock.

There are some cats.

1

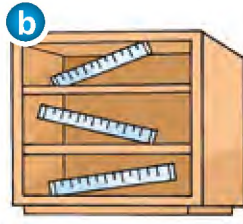
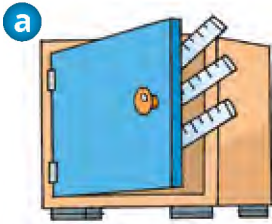
Read and choose the correct picture.

1 Where are the rulers?

They're in the cupboard.

2 Where are the pencils?

They're under the chair.



2

CD 1  
22

Listen and say.

**Grammar focus**

**Where's** the pencil?

It's in the cupboard.

**Where are** the books?

They're on the floor.



3


Look at the picture. Ask and answer.

Where are the notebooks?

They're in the cupboard.



# 1 CD 1 24 The burglars





2 Read and say 'yes' or 'no'.

- 1 There are three burglars at the school.
- 2 The burglars take a computer.
- 3 There are some monsters in the classroom.
- 4 The children stop the burglars.

3 Find who says ...  Hurry up!

4  Listen and say.



Harry's hall is full of hats.

Learn and think

$3 + 4 =$   
 $6 - 3 =$

# Tangrams

1 CD 1  
28

Listen and look at the shapes.

Can you see them in your classroom?

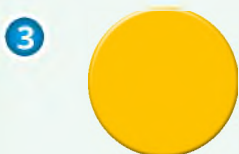


triangle



square

My book is a rectangle.



circle



parallelogram




rectangle

2

Read and answer.

The tangram is an old Chinese toy.  
What shapes can you see?


I can see a square. I can't see a circle.



3

Look at the tangrams. What shapes are missing? **Think!**

The blue triangle is missing.



4

Make a tangram.



Project

a Use your tangram to make the pictures.



- b Use your tangram to make a new picture.
- c Name the shapes in your tangram.




# 2

# The zoo

1 CD 1  
30

Listen and look. Then listen and say the words.



2 CD 1  
31

Listen and chant.

3

Ask and answer.

Do you like snakes?

Yes, I do. / No, I don't.

1 CD 1 32

Look, listen and write the names.



Peter Mary Jack Ben Lily Paul



Jack



2 CD 1 33

Listen and say.

Grammar focus

He **likes** spiders.

She **doesn't like** apples.



3

Draw an animal. Tell your friends about it.



This is Freddy the frog. He likes spiders. He doesn't like apples.

1 CD 1  
34

Listen and sing.



2 CD 1  
34

Listen again and tick (✓) the food you hear in the song.



- 1 
- 2 
- 3 
- 4 
- 5 
- 6 



1 Look, read and match.

1



2



3



4



- |                               |   |                  |
|-------------------------------|---|------------------|
| 1 Does Taras like snakes?     | a | No, she doesn't. |
| 2 Does Kira like spiders?     | b | Yes, he does.    |
| 3 Does Zlata like crocodiles? | c | Yes, she does.   |
| 4 Does Makar like parrots?    | d | No, he doesn't.  |

2

CD 1  
36

Listen and say.

Grammar focus

Does Mark like monkeys?

Yes, he **does**.

Does Emma like parrots?

No, she **doesn't**.



3

Look at the table. Ask and answer.



Mark



Emma



# 1 CD 1 37 The zoo keeper





2 Read and match.



a Thunder

b Misty

c Flash

d Whisper

3 Find who says ... No, my keys!

4 CD 1 39 Listen and say.



Mike **f**lies by **p**ies in the sky.



1

Read and say 'yes' or 'no'.

# Hipsway Zoo

What's your favourite animal? Is it the lion? The monkey? The hippo? The lion likes meat, the monkey likes fruit and the hippo likes grass. Come and see them!

- 1 There are cats at the zoo.
- 2 The lion likes meat.
- 3 The hippo doesn't like grass.

2

CD 1  
41

Listen and answer.

- 1 What's the name of the parrot?
- 2 Where's she from?
- 3 How old is she?
- 4 What's her favourite food?

1.	The name of the parrot is ...



3

Ask and answer.

Does Daisy the parrot like fruit?


Yes, she does.

1



Daisy

2



Sally

3



John

4



Peter

Create  
that!

1 1  
43

Listen and imagine.  
Then draw your picture.



2

Show your picture to your friends. Then tell.

This is my animal. It's half  
bear and half mouse.  
It likes cheese and honey.



# 3

# My bedroom

1 CD 2  
02

Listen and look. Then listen and say the words.



2 CD 2  
03

Listen and chant.

3

Ask and answer.

Where's the book?

It's on the wardrobe.

1 CD 2  
04

### Listen and point.

a



b



c



d



2 CD 2  
05

### Listen and say.

#### Grammar focus

I like **this** book.

I like **these** books.

I like **that** book.

I like **those** books.



3

### Talk about your classroom.



I like those books.

I don't. I like these books.

1 CD 2  
06

Listen and sing.



2

Ask and answer.

Do you like these chairs?

No, I don't.

1 Read and match.



1 Is this cap yours?

Yes, it's mine.

2 Are these jeans yours?

Yes, they're mine.

a



b



2

CD 2  
08

Listen and say.

Grammar focus

Is this hat **yours**?

Yes, it's **mine**. / No, it's not **mine**.

Are these socks **mine**?

Yes, they're **yours**!




3

CD 2  
09

Listen and point. Then play 'Who says?'


Think!



Who says, 'The elephant is mine?'

May. My turn! Who says 'The football is yours?'

# 1 CD 2 10 Tidy up!





2 Act out the phone call at the end of the story. **Think!**



3 Find who says ...

Bag, books, balls and dolls.

4 <sup>CD 2</sup><sub>12</sub> Listen and say.



Look at the **books** all over the **room**!

Learn and  
think



# Recycling

1

Read and talk about the question.

Rubbish is bad for the environment  
and recycling is a good idea.  
What things do we throw away?




2

CD 2  
14

Listen, read and point.



Think!

- 1 We can make old newspapers into new paper.
- 2 We can make old bottles into new glass.
- 3 We can make old cans into new metal.
- 4 We can make old fruit and vegetables into earth for the garden.



3

Read and put the rubbish into the correct bin.



4

Think of more things to put in these bins.

Think!

We can put magazines in the paper bin.

5

Make some recycling bins for your classroom.

Project



# The spelling game



# Act out at the zoo

1 Look, read and plan.

Our zoo keepers can answer all your questions.



## Useful language

### Child

Where's the ... from?

Is it dangerous?

Does it like ... ?

Thank you.

### Zoo keeper

It's from ...

Yes, it is. / No, it isn't.

It likes ...

You're welcome.

2 Act out your play.

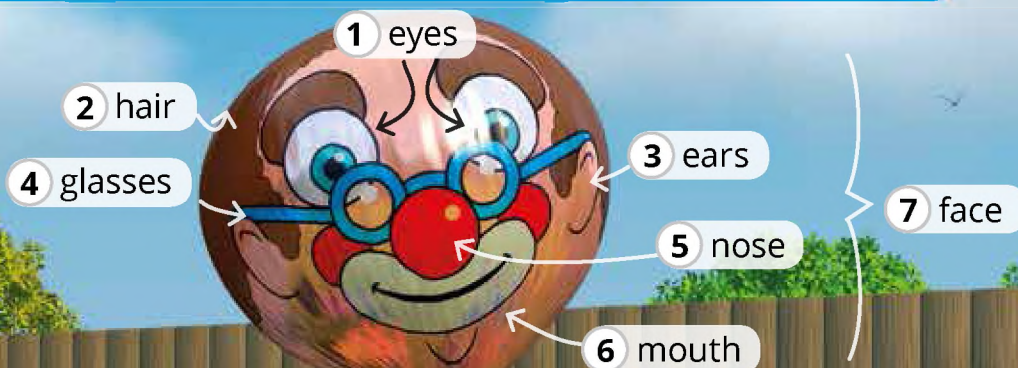


# 4

# Come to my party!

1 CD 2  
17

Listen and look. Then listen and say the words.



2 CD 2  
18

Listen and chant.

3

Point and ask.

What's this?

It's your nose.

1

Read and say the names.



Jim



Sue



Sally



Paula

- 1 She's got brown hair.
- 2 She's got red hair.
- 3 He's got blue eyes.
- 4 She's got pink glasses.

2

CD 2  
19

Listen and say.

**Grammar focus**

**She's got** green eyes.

**He's got** long hair.



3

Play the guessing game.

She's got glasses.



Is it ... ?

1 CD 2  
20

Listen and sing.



2


Point and say.

She's got grey hair.

He's got brown eyes.

1 Read and say.


1



1 Has she got a yellow nose?

Yes, she has. / No, she hasn't.


2



2 Has he got a green face?

Yes, he has. / No, he hasn't.

3



3 Has she got red ears?

Yes, she has. / No, she hasn't.

4



4 Has he got black hair?

Yes, he has. / No, he hasn't.

2 <sup>CD 2</sup>  
22

Listen and say.

Grammar focus

Has he got a big mouth?

Has she got green eyes?

Yes, he has.

No, she hasn't.



3

Choose an avatar. Ask and answer.

Has he got red hair?


No, he hasn't.



1 CD 2  
24




# Thunder's party



7

The blindfold is not on your eyes! That's not fair!



8

No medals for us today.



2

Look at the picture and choose the correct sentence.

Think!



- 1 That's not fair!
- 2 We're the winners!
- 3 Let's have a race.
- 4 Let's play.

3

Find who says ...

Let's play *Pin the tail on the donkey*.

4

CD 2  
26

Listen and say.



Jane and a snake make cakes on a rainy day.

Skills



1 CD 2  
28

Listen and point.



Jolly



Poppy

2

Draw a clown face and play the game.





1 CD 2 30

Listen and imagine. Then draw your picture.



2

Show your picture to your friends. Then tell.

This is my birthday party. Here is a big birthday cake. This is Matt. He's got glasses.

These are my friends. There are lots of presents. My friend has got blonde hair.

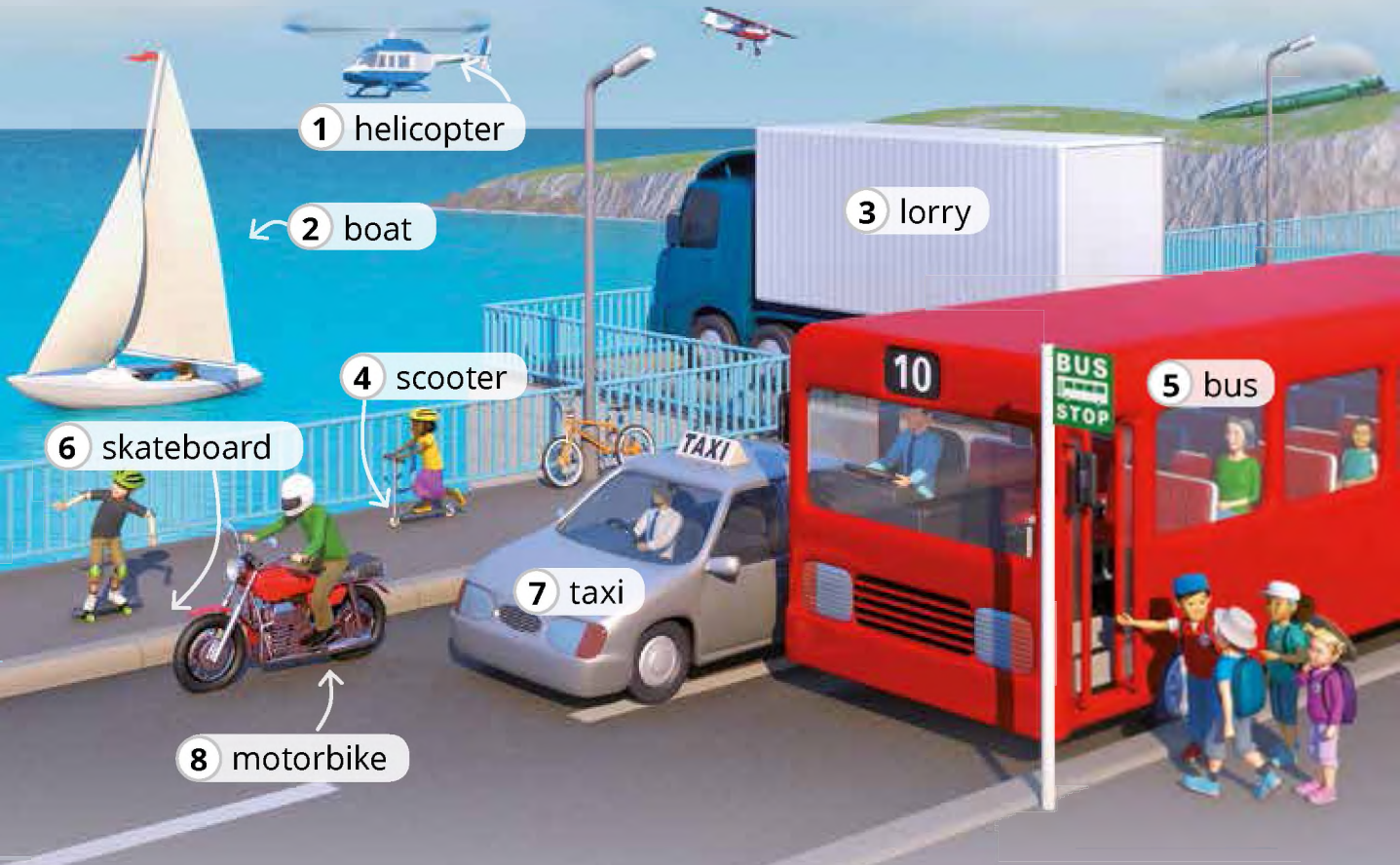


# 5

# Off we go!

1 CD 2  
32

Listen and look. Then listen and say the words.



1 helicopter

2 boat

3 lorry

4 scooter

6 skateboard

5 bus

7 taxi

8 motorbike

2 CD 2  
33

Listen and chant.

3

Ask and answer.

What's your favourite transport?

My favourite transport is ...

1 Follow the lines. Then say.



1 Paul

I'm flying a \_\_\_\_\_ .  
I'm not flying a \_\_\_\_\_ .



2 Ruth

I'm riding a \_\_\_\_\_ .  
I'm not riding a \_\_\_\_\_ .



2 CD 2 Listen and say. 34

**Grammar focus**  
I'm flying a plane.  
I'm not driving a bus.



3 Draw a picture of yourself. Tell your friend about it.



I'm sailing a boat.

1 CD 2  
36

Listen and sing.



2 CD 2  
36


Listen again and say the transports you hear.

Think!



1 CD 2  
38

### Listen and point.



2 CD 2  
39

### Listen and say.

#### Grammar focus

What **are you doing**?  
**Are you flying** a plane?

**I'm flying** a plane.  
**Yes, I am.** / **No, I'm not.**



3

### Play the mime game.

What are you doing?  
Are you swimming?



No, I'm not.  
I'm flying a plane.

# 1 CD 2 40 The bus trip





2 Look at the story and find the things.  
Say the numbers of the pictures.

a plane

a boat

a motorbike

a bike

a helicopter

a taxi

3 Find who says ...

It's my turn to help you!

4 CD 2  
42 Listen and say.



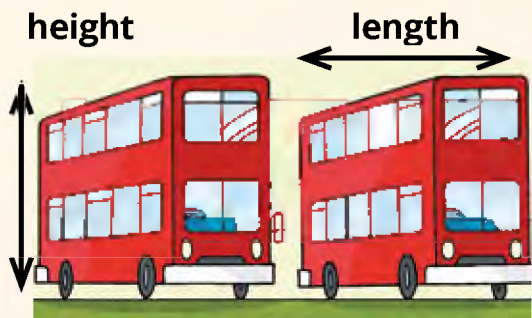
Luke's chewing Sue's new blue shoes!

Learn and think

$3 + 4 =$   
 $6 - 3 =$

# Measuring

**1** Look and read. Say *a* or *b*.




We can measure height and length.



height: line ...  
length: line ...

**2** Read, measure and say.

We use centimetres (cm) to measure small things.  
We can use a ruler.



Pencil A is 5cm long.



Pencil B is 6cm long.




**3** Use a ruler to measure things on your desk.

My rubber is 4cm long.

**4** Read, measure and say.

We use metres (m) to measure big things. We can use a tape measure.



- 1 Ira is 1m tall.
- 2 Vova is 1m and 25cm tall.
- 3 Vika ...
- 4 Sasha ...

**5** Read and measure.



**Think!** **Project**

- 1 Draw a table and write five things that you want to measure.
- 2 Choose a ruler or a tape measure.
- 3 Measure and write your results.

To measure	I use	Measurement
My scooter (length)	ruler	The scooter is 40cm long.
My brother (height)	tape	My brother is 1m and 23cm tall.

# 6

# Sports club

1 CD 3  
02

Listen and look. Then listen and say the words.

## Join a sports club



1 badminton



2 baseball



3 basketball



4 football



5 hockey



6 table tennis



7 tennis



8 volleyball



2 CD 3  
03

Listen and chant.

3

Choose a sports club. Ask and answer.

What are you doing?

I'm playing basketball.

badminton, baseball, basketball, football, hockey,  
table tennis, tennis, volleyball

1 Look and read.



Swimming is fun.



Riding a bike is great.



Playing tennis is difficult.




Playing baseball is boring.

2 <sup>CD 3</sup> <sub>04</sub> Listen and say.

Grammar focus

Flying a kite is difficult.

Playing hockey is fun.




3 Look and match. Then ask and answer.

Think!

Number 1

Driving a lorry is difficult.



flying driving sailing playing riding playing



1 CD 3  
05

Listen and sing.



2

Choose words and read out your new verse.

Playing music is great fun.  
It's fun for everyone ...

1 CD 3 07 Listen and point.



2 CD 3 08 Listen and say.

Grammar focus

What sport do you like doing?

I like playing hockey.

I like playing football.

Me too.

I don't.



3 Ask and answer.



What sport do you like doing?

I like ...

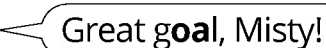
# 1 CD 3 09 The football club






2 Read and say 'yes' or 'no'.

- 1 The Green football team is full.
- 2 Flash likes playing table tennis.
- 3 Flash and Misty start a team.
- 4 Misty and Flash can't win.

3 Find who says ... 

4  Listen and say.



A hippo and a goat with a hole in their boat.

**Skills** 

**1** CD 3  
13

**Listen and tick (✓).**



	football		tennis		basketball		volleyball	
	😊	☹	😊	☹	😊	☹	😊	☹
Jenny	...	...	✓	...	...	...	...	...
Ian	...	...	...	...	...	...	...	...

**2**

**Ask and answer.**

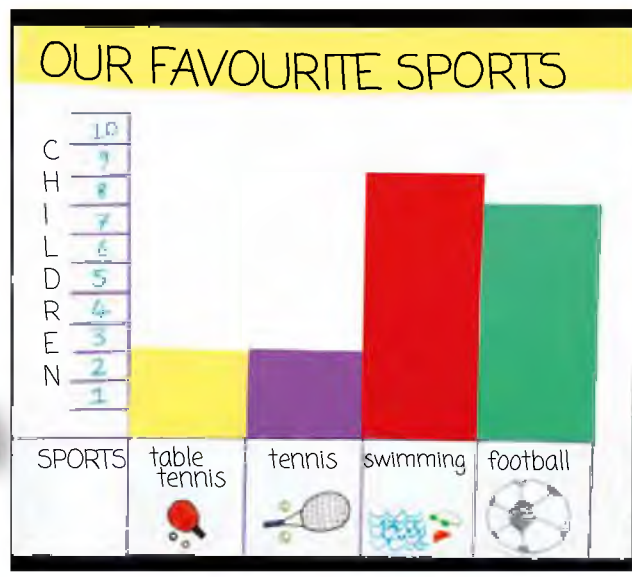
What's your favourite sport?

basketball ||||  
football ||||

It's ...

**3**

**Now write about your class and make a bar chart.**



In our class there are 22 children.  
 8 children like swimming.  
 7 children like football.  
 2 children like tennis.  
 2 children like table tennis.

Create  
that!

1 CD 3  
15

Listen and imagine. Then draw your picture.



2

Write about your picture.  
Then listen to your friends and guess.



My trophy is yellow. It's very big and very beautiful.  
It's a trophy for tennis.

1

Make a poster. **Think!**

# Sports poster

**a** Choose a sport and find pictures.



**b** Stick the pictures on a big piece of paper.



**c** Do you like the sport? Is it easy or difficult? Write on your poster.



2

Talk about sport.

I like playing football ...

# Quiz time



- 1 I'm ... a plane.  
a fly  
b flying  
c to fly

- 2 Riding ... is fun.  
a glasses   b a kite   c a motorbike



- 3 Find the different word.  
a lorry   b mouth   c ears

- 4 Look and say. She's got ...  
a green eyes.  
b glasses.  
c brown hair.



- 5 I'm sailing a ...  
a boat.   b scooter.   c plane.

- 6 What sport does Flash want to play?  
a tennis   b football   c hockey



- 7 Find the different sound.  
a cap   b snake   c cake

- 8 My pencils are 15 cm ...  
a long.   b tall.   c short.



# 7

# In the countryside

1

CD 3  
19

Listen and look. Then listen and say the words.



1 mouse

2 horse

3 cow

4 sheep

5 rabbit

7 child

6 tail

8 chicken

9 goat

2

CD 3  
20

Listen and chant.

3

Make the noise.

What am I? Moooooo ...

A cow.

mouse, horse, cow, sheep, rabbit, tail, child,  
chicken, goat

**1** <sup>CD 3</sup><sub>21</sub> Listen and say 'yes' or 'no'.



**2** <sup>CD 3</sup><sub>22</sub> Listen and say.

**Grammar focus**

mouse - mice    sheep - sheep    person - people  
child - children    woman - women    man - men



**3** Look at the picture and count.



There are three women.

No, there are two women. Look.


1 CD 3  
23

Listen and sing.




2 CD 3  
23

Listen again and say the animals you hear.



1 CD 3  
25

Listen and point.



2

Read and say 'true' or 'false'.

How many legs have they got?

- 1 Chickens have got four legs.
- 2 Goats have got two legs.
- 3 Mice have got four tails.
- 4 Spiders have got eight legs.



3 CD 3  
26

Listen and say.

**Grammar focus**


Cows **have got** four legs.

**How many** legs **have chickens got?** **They've got** two legs.



4

Look at the picture. Close your book and remember.



How many heads have the aliens got?

They've got three heads.

1 CD 3  
28




# We're lost!





2 Look at the picture and choose.


Think!



- 1 Are you OK?
- 2 Come with me.
- 3 Here you are.
- 4 I'm lost.

3 Find who says ... Where's the lake?

4 <sup>CD 3</sup> Listen and say. <sub>30</sub>



The zoo keeper gives the lizard**s** banana**s** for dinner.

Learn and think



# Animal groups

1 CD 3 33

Listen and read about animal groups.

We can put animals into different groups. All animal groups have different features. Here are some examples of features.



skin



hair



feathers



scales

2

Say the missing features.

Think!

## Mammals

have  
hair



bear

## Birds

have  
...



duck

## Reptiles

have  
...



crocodile

## Fish

have  
...



fish

3

Read, look and answer.

All mammals, birds, reptiles and fish have a backbone.



Can you guess what a backbone is?



4

Look and say the animal groups.

Think!



5

Make an animal group display.



Project



# 8

# Amusement park

1 CD 3  
34

Listen and look. Then listen and say the words.



1 ride a roller coaster

2 ride a horse

4 buy chips

3 win a prize

5 drink lemonade

7 eat a burger

6 throw a ball

2 CD 3  
35

Listen and chant.

3

Act out and guess.

Are you eating a burger?

No, I'm eating an apple.

ride a roller coaster, ride a horse, win a prize,  
buy chips, drink lemonade, throw a ball,  
eat a burger



1

Match the children with the pictures.  
Then write the words in your notebook.

throw a ball ride a roller coaster  
eat a sandwich buy a burger



1 Dan

I'd like to buy  
a burger.



2 Sally

I'd like to  
...




3 Rob

I'd like to  
...

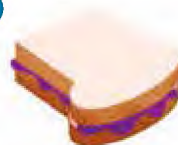


4 Mary

I'd like to  
...



a



b



c



d



2 CD 3 36

Listen and say.

Grammar focus

I'd like to drink some lemonade.

I'd like to ride a horse.



3

Look and act out.



I'd like to play with my new computer game!

I'd like to swim in the sea with my brother!

1 CD 3  
37

Listen and sing.



2 CD 3  
37

Listen again and number.





Think!

1 CD 3 39

Read and match. Then listen and check.

1 Where are the books?

2 Does your sister like crocodiles?

3 Is this scooter yours?

4 Has he got a big nose?

5 What are you doing?

6 Are you playing basketball?

7 What sports do you like doing?

8 How many legs have chickens got?

9 Can you touch your toes?

a Yes, it's mine.

b No, I'm playing tennis.

c Two.

d Yes, he has.

f They're in the bookcase.

g I like playing baseball.

e Yes, I can.

i No, she doesn't.

h I'm buying some chips.



2 Play the question game.

Can you touch your toes?

Yes, I can.

# 1 CD 3 40 Bad apples





2 Read and say.

- 1 Here you are. The man
- 2 I'd like to buy eight apples.
- 3 I've got a bad apple.
- 4 The man has got a box ...

3 Find who says ... What can we do?

4 <sup>CD 3</sup><sub>42</sub> Listen and say.



Where's the **w**atermelon, **W**ally?



1

Read and say 'yes' or 'no'.



1 This is a hippo.



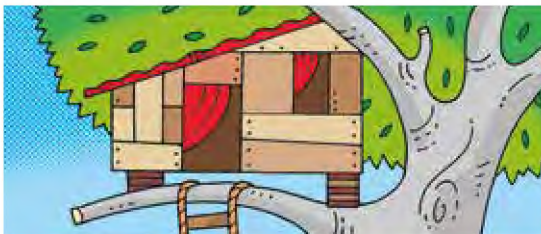
2 This is a bedroom.




3 These are some chairs.



4 These are some glasses.



5 This is a bed.



6 This is a lorry.




1 CD 3  
44

Listen and imagine. Then draw your picture.



2 Show your picture to your friends. Then tell.

This is my fair. There are lots of people. You can eat a burger, drink lemonade or ride a roller coaster. Do you like it?



It looks fun. I'd like to eat a burger.

# 9

# At the beach

1 CD 3  
46

Listen and look. Then listen and say the words.

1 swim in the sea

2 paint a picture

3 eat an ice cream

4 catch a fish

5 take a photo

6 listen to music

7 look for shells

8 make a sandcastle

2 CD 3  
47

Listen and chant.

3

Act and guess.




Swim in the sea.

Yes!

swim in the sea, paint a picture, eat an ice cream,  
catch a fish, take a photo, listen to music, look for  
shells, make a sandcastle



**1** CD 3  
48 Listen and number.



**2** CD 3  
49 Listen and say.


**Grammar focus**

Let's listen to music.

Good idea.  
I'm not sure.  
Sorry, I don't want to.



**3** Look and act out.



Let's ...  
Good idea.

1 CD 3  
50

Listen and sing.



2 CD 3  
50

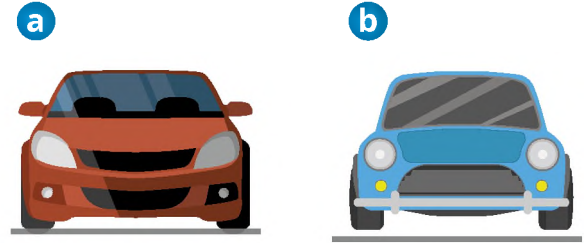

Listen again and number.



1 Read and choose the correct picture.

1 The shell is beautiful and I like it.


2 The car is old, but I like it.



2 CD 3 52 Listen and say.

**Grammar focus**

The sandcastle is nice **and** I like it.  
The bike is old, **but** I like it.



3 Look and match. Then say.

The kite is new and I like it.



old ugly new interesting beautiful



1 CD 3  
53



# The top of the hill





2 Look and match.

Think!



- a run
- b walk
- c race

3 Listen and say.

CD 3  
54



Jean keeps her teeth really clean.

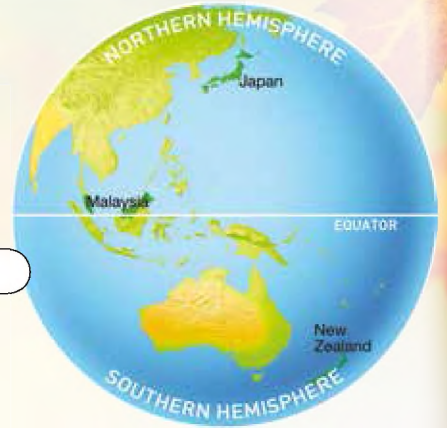
Learn and think



# Seasons

## 1 Read and answer.

The world has two parts: the Northern part and the Southern part.  
In the middle is the Equator.



- 1 Where is your Ukraine? My country is ...
- 2 What countries can you name in the Northern part?
- 3 What countries can you name in the Southern part?

## 2 Read and say the words.

Think!



spring



summer



autumn



winter

## 3 Read and answer.

Many countries have four seasons: spring, summer, autumn and winter; but they have the seasons at different times.

What season is it in Ukraine now?

**4** Look and name the seasons.



**5** Look at the table about England. Then say. **Project**

Country	Seasons	Seasonal activities
 <b>England</b>	spring	plant flowers 
	summer	 
	autumn	make bonfires 
		play in the snow 

**6** Make a poster. Draw a table and write about Ukraine.



# The roads and rail tracks game



# Quiz time



- 1 Cows ... got four legs.  
a have b has c can

- 2 I'd like ... a roller coaster.  
a ride b to ride c rides



- 3 What's the plural of child?  
a childs b childrens c children

- 4 Let's ...  
a catch a fish.  
b swim in the sea.  
c paint a picture.



- 5 The Super Friends are at ...  
a a farm. b an amusement park. c a zoo.

- 6 Who says 'I've got an idea. Come with me'?



- 7 Find the different sound.  
a lizard b bus c zoo

- 8 A mouse and a bear are ...  
a reptiles. b mammals. c birds.





# Telling time

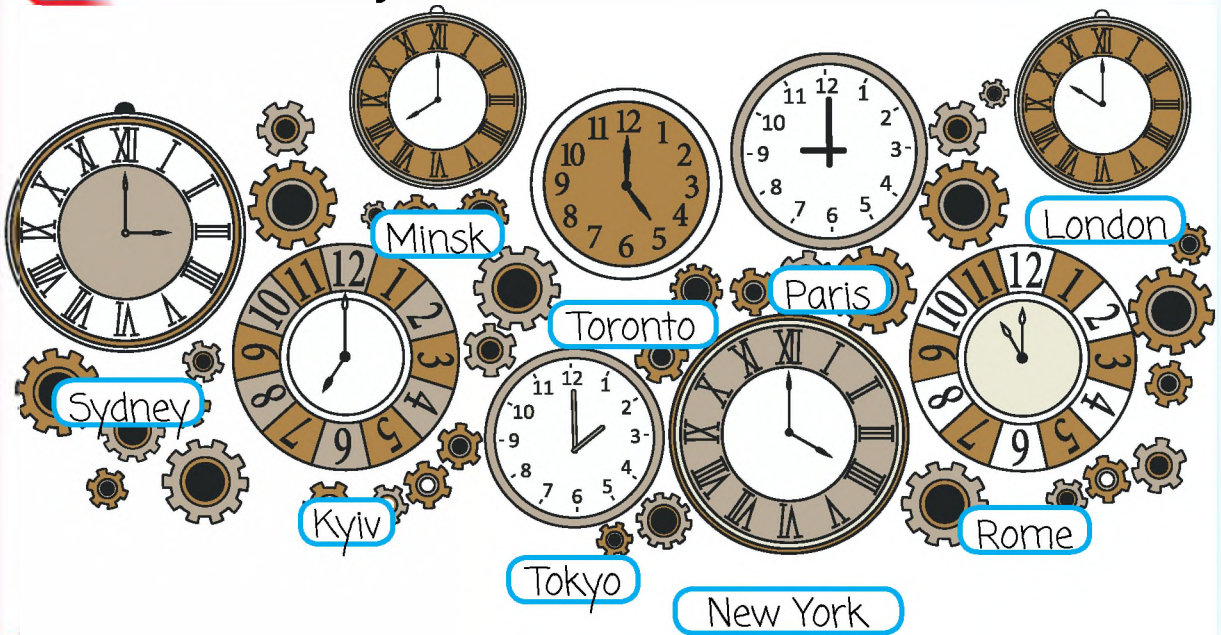
## 1 Read and point.

- A What time is it in New York?
- B It's twelve o'clock.

- A What time is it in Dnipro?
- B It's three o'clock.



## 2 Point and say.



## 3 Ask and answer.

What time is it in Sydney?

It's three o'clock.



# Buying things

1 Point and say. Then read the questions and the answers.

How much is a banana?

It's five hryvnias ten.



₴ 5.10

How much are the carrots?

They are nine hryvnias fifteen.



₴ 9.15



₴ 20.00



₴ 17.15



₴ 10.20



₴ 3.20



₴ 19.00



₴ 2.20

2 CD 3  
58

Listen and say.

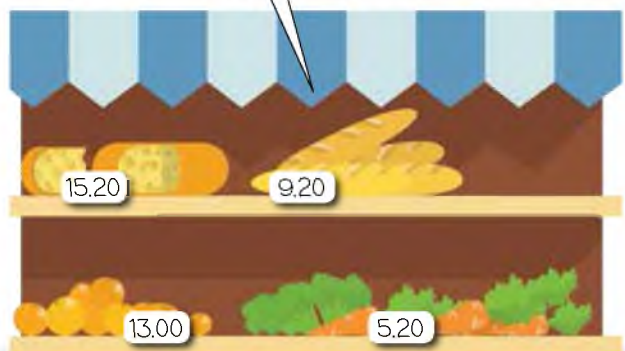
## Grammar focus

- ₴ 1.00 **one hryvnia**
- ₴ 2.00 **two hryvnias**
- ₴ 11.20 **eleven hryvnias twenty**



3

Draw and write.  
Then say.





# New Year and Christmas

1

Read and point.

food

costume

New Year



Christmas



2

Point and say.

3

Draw and say.



We ... on New Year's Day.



We ... at Christmas.





# Birthday

1

Read and match.



a



b



c



d



1 I've got a birthday hat.

a

2 I've got a birthday cake.

...

3 I've got a birthday card.

...

4 I've got a present.


...

2

Look and say. Use the words from the box.

cake presents  
biscuits candles

I've got a cake  
on my table.


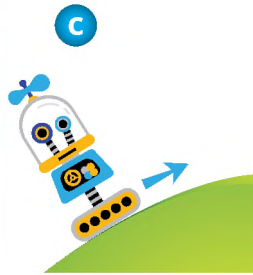





# Let's go!


## 1 Look, read and match.

- 1 The robot is going up.
- 2 The robot is going down.
- 3 The girl is going into the room.
- 4 The girl is going out of the room.



## 2 Look, read and finish the sentences.

- 1 The spider is going up the ...
- 2 The spider is going down the ...
- 3 The girl is going into the ...
- 4 The girl is going out of the ...



## 3 Act and say.

You are going up the stairs.

Yes.



# Favourite activities

## 1 Read and point.

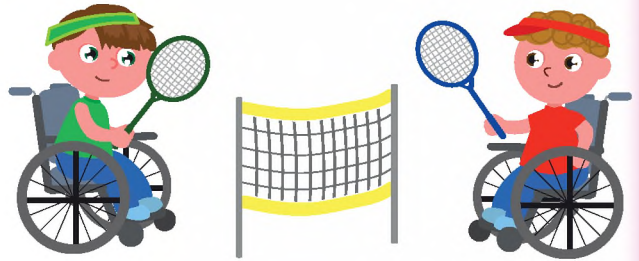
Pavlo: Is flying a kite difficult?

Mariia: Yes, it is.



Mariia: Is playing tennis easy?

Pavlo: No, it isn't.



## 2 Look, read, ask and answer.

Mariia: Is playing basketball fun?

Pavlo: Yes, it is.

fun  
(Yes)



great  
(Yes)



easy  
(No)

boring  
(No)

difficult  
(Yes)



fun  
(Yes)



# Help your friends

## 1 Read and point.



Smile!



Look at the camera!



Watch out!



Listen to your teacher!



Help Tania!



Don't run!

## 2 Play the miming game.



## 3 Work in pairs. Say the phrase and do the action.



# My family

## 1 Read and match.



1 This is my family: my dad and my brother. They'd like to throw a ball.

d

2 This is Taras. He'd like to ride a roller coaster.



3 This is my sister Kira. She'd like to eat a burger.



4 This is my mum. She'd like to ride a horse.



## 2 Read and point to the correct person.



- 1 Hello. I'm Denis. I'm 6. I like dogs.
- 2 This is my mum. Her name's Marta. She is 27. She can touch her toes.
- 3 This is my dad. His name's Makar. He is 28. He likes playing tennis.
- 4 This is my sister. Her name's Ilona. She's got red hair.

## 3 Draw your family and present it to the class.



# Seasons and clothing

1 Look and name the clothes.



2 Point and read the words.



boots



rubber boots



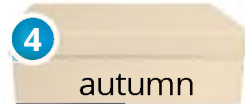
trainers



sandals

3 Look and choose the box for the clothes and the footwear.

Box 1 is for boots. They are for winter.



4 Look and find the mistakes. Then say.

Sandals aren't for winter. They're for summer.




I can do



# Unit 1

1

Look and say.



2

Look again. Ask and answer.

Where is the board?  
It's on the wall.

Where are the toys?  
They're on the floor.

I can do



# Unit 2

1

Look and say.

This is Paul the tiger.  
He likes chicken.



Paul



Peter



Lily



Jack

2

Look again. Ask and answer.

Does Paul the tiger  
like chicken?

Yes, he does.

I can do



# Unit 3

1

Look and say.

I like this bed, I don't like these socks.



2

Look and say. Use 'mine' and 'yours'.

This is a table. It's mine. That is a table. It's ...



... is a bed. It's ...



I can do



# Unit 4

1

Look and say.

She's got glasses.



Sally



Sue

2

Ask and answer.

Has she got  
green eyes?

This is Sue.

Yes, she has.



I can do



# Unit 5

1

Look and say.


I'm flying a helicopter.

1



2

I'm not driving a bus.



3



4



5



6



I can do



# Unit 6

1

Look and say.

I like playing football.  
Playing football is fun.

1



2



3



4



5



6






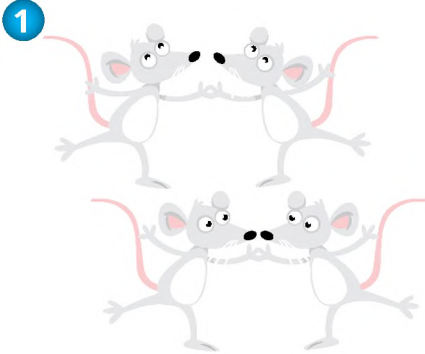


I can do



# Unit 7

1 Look and count the animals.



2 Look again. How many legs have these animals got?

Mice have got four legs.

I can do



# Unit 8

1

Look and say what activities you'd like to do.

I'd like to ride a roller coaster.





# Unit 9

1


Look and say.



2

Look, read and say. Use 'and' and 'but'.


The mat is dirty, but I like it.



dirty



beautiful



old

# Grammar focus

## Back to school

have got

I've / You've got 18 apples.  
I / You haven't got 13 dolls.  
We've got / They've got 15 books.  
We / They haven't got 19 pets.

Have ... got?

Have you got 2 pencil cases?  
Yes, I have. No, I haven't.  
Have they got 17 bananas?  
Yes, they have. No, they haven't.

Say the complete sentences. Use 've got, Have ... got, have.

1 I ... 15 pens.

2 I ... 1 go-kart.

3 ... you ... a cake?

4 Yes, I ...

Spell the word

What's this?  
How do you spell that?  
How do you spell door?

It's a board.  
**B-O-A-R-D.**  
**D-O-O-R.**

Ask and answer how to spell the words.

1 C-H-I-C-K-E-N.

2 S-W-E-A-T-E-R.

1

There is ... / There are ...

Where's / Where are ... ?

There **is** a clock.  
There **are** some cupboards.

Where's the clock?  
It's on the wall.  
Where **are** the books?  
They **are** in the bookcase.

Say the complete sentences. Use *is, are*.

1 There ... a board.

2 Where ... the toys?

## 2

likes / doesn't like

Does ... like?

He/She **likes** monkeys.  
He/She **doesn't** like snakes.

**Does** he/she like crocodiles?  
Yes, he/she **does**.  
No, he/she **doesn't**.

Say the complete sentences. Use *likes*, *doesn't like*, *Does ... like*.

1 He  spiders.

2 She  snakes.

3  she  crocodiles?

4  he  dogs?

## 3

this / that / these / those

yours / mine

I like **this** lamp.  
I like **these** chairs.  
I like **that** mirror.  
I like **those** mats.

Is this cap **yours**?  
Yes, it's **mine**. / No, It's not **mine**.  
Are these jeans **mine**?  
Yes, they're **yours**. / No, they are not **yours**.

Say the sentences. Choose the correct word.

1 I like *this* / *these* pens.

2 I like *that* / *those* caps.

3 Is this T-shirt *your* / *yours*?

4 Yes, it's *mine* / *yours*.

## 4

has got

Has ... got?

He's / She's **got** blue eyes.  
He / She **hasn't** got glasses.

**Has** he/she **got** big ears?  
Yes, he/she **has**. No, he/she **hasn't**.

Say the complete sentences. Use *'s got*, *hasn't got*, *Has ... got*.

1 She  blue eyes.

2  he  glasses?

3 He  brown hair.

4  she  long hair?

# Grammar focus

5

Present Continuous,  
1<sup>st</sup> and 2<sup>nd</sup> person

What are you doing?

I'm **driving** a taxi.  
We / You **are driving** a bus.  
**Are** you **flying** a helicopter?  
Yes, I **am**. No, I'm **not**.  
Yes, we **are**. No, we **aren't**.

What **are** you **doing**?  
I'm **riding** a scooter.  
We're **sailing** a boat.

Say the complete sentences. Use 'm, am, are.

- 1 I ... riding a bike.
- 2 What ... you doing?
- 3 ... you sailing a boat?
- 4 I ... driving a taxi.
- 5 ... you flying a plane?
- 6 Yes, I ...

6

verb+ing

**Playing** tennis **is** difficult.  
**Riding** a bike **is** fun.

What sports do you **like doing**?  
I **like playing** football. **Me too**.  
I **like playing** badminton. **I don't**.

Say the complete sentences about you.

- 1 Riding a scooter is ...
- 2 Playing badminton is ...
- 3 Reading a book is ...
- 4 Standing on one leg is ...
- 5 I like playing ...
- 6 I like eating ...

## 7

### Irregular plural nouns

### How many ... ?

mouse – mice  
sheep – sheep  
child – children  
woman – women  
person – people  
man – men

How many legs **have rabbits got**?  
Rabbits **have got** four legs.  
**They've got** four legs.

Say the sentences. Choose the correct word.

- 1 How many legs have *mice* / *mouses* got?
- 2 *Sheep* / *sheeps* have got 4 legs.

## 8

### I'd like to ...

I'd like to drink some lemonade. I'd like to ride a roller coaster.

Say the complete sentences about you.

- 1 I'd like to eat ...
- 2 I'd like to play ...

## 9

### Let's ...

### and / but

Let's make a cake.  
**Good idea.**  
**I'm not sure.**  
**Sorry, I don't want to.**

The cat is nice **and** I like it.  
The toy is old, **but** I like it.

Read and choose the correct word. Then say your opinion.

- 1 This bike is old, *but* / *and* I like it. Let's ride bikes!
- 2 This shell is beautiful *but* / *and* I like it. Let's look for shells!

# Map of the course

## Back to school (pages 4–9)

<b>Vocabulary</b> The classroom	<b>Grammar</b> Revision of greetings and <i>have got</i> Spelling	<b>Story and value</b> <i>The tree on the track</i> Perseverance <b>Phonics</b> The letter sounds <i>tr</i> , <i>gr</i> and <i>dr</i>	<b>Thinking skills</b> Matching Sequencing
------------------------------------	---	---	--

## 1 The school bag (pages 10–17)

<b>Vocabulary</b> Numbers 11–20	<b>Grammar</b> <i>There's a (cupboard).</i> <i>There's 1 (cat).</i> <i>There are some (chairs).</i> <i>There are 12 (dogs).</i> <i>Where's (the pencil)?</i> <i>Where are (the books)?</i>	<b>Story and value</b> <i>The burglars</i> Teamwork <b>Phonics</b> The letter sound <i>h</i>	<b>CLIL</b> <b>Maths:</b> Tangrams  ▶ <b>Project</b>	<b>Thinking skills</b> Matching Analysis of forms
------------------------------------	--	--	--	---

## 2 The zoo (pages 18–25)

<b>Vocabulary</b> Animals	<b>Grammar</b> <i>(He/She) likes / doesn't like (spiders).</i> <i>Does (Mike/Emma) like (monkeys)?</i> <i>Yes, he/she does. / No, he/she doesn't.</i>	<b>Story and value</b> <i>The zoo keeper</i> Helping people <b>Phonics</b> The letter sounds <i>ie</i> and <i>y</i>	<b>Skills</b> Reading Listening Speaking  ▶ <b>Creativity</b>	<b>Thinking skills</b> Interpreting pictures Matching Hypothesising
------------------------------	--	---	--	--

## 3 My bedroom (pages 26–33)

<b>Vocabulary</b> Furniture	<b>Grammar</b> <i>I like this/that (book).</i> <i>I like these/those (books).</i> <i>Is this (hat) yours?</i> <i>Yes, it's mine. / No, it's not mine.</i> <i>Are these (socks) mine? Yes, they're yours.</i>	<b>Story and value</b> <i>Tidy up!</i> Tidiness <b>Phonics</b> The letter sound <i>oo</i>	<b>CLIL</b> <b>Science:</b> Recycling  ▶ <b>Project</b>	<b>Thinking skills</b> Matching Imagining Hypothesising Reflection
--------------------------------	---	---	---	--

▶ **Review: Back to school, units 1, 2 and 3 (pages 34 and 35)**


The spelling game

Act out at the zoo


## 4 Come to my party! (pages 36–43)

<b>Vocabulary</b> The face	<b>Grammar</b> <i>He/She's got (dark eyes).</i> <i>Has he/she got (green eyes)?</i> <i>Yes, he/she has. / No, he/she hasn't.</i>	<b>Story and value</b> <i>Thunder's party</i> Being a good loser <b>Phonics</b> The letter sounds <i>a-e</i> , <i>ai</i> and <i>ay</i>	<b>Skills</b> Listening Speaking  ▶ <b>Creativity</b>	<b>Thinking skills</b> Matching Interpreting pictures
-------------------------------	---	--	---	---

## 5 Off we go! (pages 44–51)

Vocabulary	Grammar	Story and value	CLIL	Thinking skills
Transport	<i>I'm (fly)ing (a plane). I'm not (driv)ing (a bus). What are you doing? Are you (fly)ing (a plane)? Yes I am. / No, I'm not.</i>	<i>The bus trip</i> Being generous <b>Phonics</b> The letter sounds <i>u–e, ew, ue</i> and <i>oe</i>	<b>Maths:</b> Measuring  <b>Project</b>	Matching Predicting Mathematical reasoning

## 6 Sports club (pages 52–59)


Vocabulary	Grammar	Story and value	Skills	Thinking skills
Sport	<i>(Flying a kite) is difficult. difficult, fun, great, boring What sport do you like doing? I like playing (hockey). Me too. / I don't.</i>	<i>The football club</i> Including people <b>Phonics</b> The letter sounds <i>o, oa</i> and <i>o–e</i> .	Listening Speaking Writing  <b>Creativity</b>	Matching Interpreting pictures

 Review: units 4, 5 and 6 (pages 60 and 61)


Sport poster

Quiz time


## 7 In the countryside (pages 62–69)

Vocabulary	Grammar	Story and value	CLIL	Thinking skills
Farm animals	<i>mouse-mice, sheep-sheep person-people, child-children woman-women, man-men How many (legs) have (chickens) got? They've got (2 legs).</i>	<i>We're lost</i> Asking for help when you need it <b>Phonics</b> The letter sounds <i>z</i> and <i>s</i>	<b>Science:</b> Animal groups  <b>Project</b>	Interpreting pictures Classifying Organizing information Matching

## 8 Amusement park (pages 70–77)

Vocabulary	Grammar	Story and value	Skills	Thinking skills
Amusement park	<i>I'd like to (drink a lemonade). Revision</i>	<i>Bad apples</i> Being honest <b>Phonics</b> The letter sounds <i>w</i> and <i>wh</i>	Reading  <b>Creativity</b>	Matching Analysis of statements

## 9 At the beach (pages 78–85)

Vocabulary	Grammar	Story and value	CLIL	Thinking skills
Holidays	<i>Let's (listen to music). Good idea. / I'm not sure. / Sorry, I don't want to. The sandcastle is nice and I like it. The bike is old, but I like it.</i>	<i>The top of the hill</i> Modesty <b>Phonics</b> The letter sounds <i>ee</i> and <i>ea</i>	<b>Science:</b> Seasons  <b>Project</b>	Inferring meaning Interpreting visual information

 Review: units 7, 8 and 9 (pages 86 and 87)

The roads and rail tracks game

Quiz time

 Culture. Units 1–9 (pages 88–96) I can do. Units 1–9 (pages 97–105)

**Grammar focus:** pages 106–109

Навчальне видання  
Герберт Пухта, Гюнтер Гернграсс, Пітер Льюїс-Джонс

## АНГЛІЙСЬКА МОВА ENGLISH

Підручник для 2 класу закладів загальної середньої  
освіти (з аудіосупроводом)

Рекомендовано  
Міністерством освіти і науки України

Підписано до друку 24.06.2019. Папір офсетний.  
Друк офсетний. Формат 60\*90/8, 12 умовн. друк. арк.  
Тираж 117 221 прим. Замовлення №\_\_\_\_\_.

Віддруковано у ТОВ «КОНВІ ПРІНТ».  
Свідоцтво про внесення суб'єкта видавничої справи  
до Державного реєстру видавців, виготівників  
і розповсюджувачів видавничої продукції.  
Серія ДК № 6115, від 29.03.2018 р.  
03680, м. Київ, вул. Антона Цедіка, 12  
Тел. (044) 332-84-73

ТОВ «Видавництво «Лінгвіст»  
04208, м. Київ, просп. Василя Порика, 9-Г, к. 58  
Свідоцтво про внесення суб'єкта видавничої справи  
до Державного реєстру видавців, виготівників  
і розповсюджувачів видавничої продукції.  
Серія ДК №6168 від 03.05.2018 р.  
Адреса редакції: 04071, Київ,  
вул. Нижній Вал 17/8  
Email: publishing@linguist.ua  
Тел. (044) 599-32-28

ISBN (англ.) 978-110-8728-90-4

ISBN (укр.) 978-617-7713-21-9

© Quick Minds, Cambridge University Press, 2014  
© Quick Minds (Ukrainian edition), Cambridge University Press  
and Publishing House Linguist, 2019

Усі права застережено.

Жодна частина цього видання не може бути відтворена  
у будь-якій формі і будь-якими засобами без дозволу  
правовласника.



www.publishing.linguist.ua

## Thanks and acknowledgements

### Authors' thanks

We would like to thank a number of people whose contributions proved invaluable at various stages of the planning, writing and production process of Quick Minds.

Many thanks go to our editorial team – Pablo Fernández de Córdoba, Flavia Lomborghini, Emma Stubbs, Julieta Hernandez and Yevheniia Zhukova – for being such a wonderful team, for their enthusiasm, their dedication to the project, their hard work and their fabulous can-do spirit.

A special thank you goes to Esteban García, our Production Controller.

We would like to thank Jeannine Bogaard, Publishing Manager; Angus Oliver, Director, Cambridge University Press Iberia; Frances Lowndes, Global Publishing Director and John Tuttle, Deputy Managing Director, ELT, at Cambridge University Press for making this project possible. Thank you all most warmly for your support and encouragement.

Herbert Puchta Gunter Gerngrass Peter Lewis-Jones

The publishers are grateful to the following contributors:

Victoria Bewick: freelance writer

Oliver Design: concept design

Blooberry Design Ltd: book design and page make-up

Chefer and Abel Gantoff Sosa: cover design

Hilary Fletcher and Helen Bartlett: picture research

John Green and Tim Woolf, TEFL tapes; Bendito Sonido: audio recordings

Robert Lee and TEFL tapes: song writing

Tripode Fotografia and Stephen Bond: commissioned photos

Special thanks to Kay Bentley and Robert Quinn for their contribution in the development of the CLIL sections.

Special thanks to Iryna Shastova for her contribution in the development of the CULTURE section.

Special thanks to Yevheniia Zhukova for her contribution in the development of the I CAN DO section.

Special thanks to Karen Elliot for developing and writing the phonics material.

The publishers and authors would like to thank the following consultants:

Lucy Frino, Pippa Mayfield, Susannah Reed, Hilary Ratcliff, Melanie Williams, Anne Shovkallik

The publishers and authors are grateful to the following teachers that took part in class observation and interviews

Florentina Benito, Pilar Blanco, Isabel Caballero, Manuela Cabeza, María Dolores Clemente, Almudena Cortés, María Enrile, Luisa Fernanda Fernández, Mary Finbow, Dolores García, Irene García, María Elena García, Alicia Gil, Pablo Gimenez, Paz Gomez, Carlota Gonzalez, Carolina Jimenez, Gema Hernandez, Yolanda Ibanez, Teresa Ivars, Carlos Lopez, Carolina Montes, Rut Perez, Beatriz Rey, Sergio Rodriguez, Angela Romero, Virginia Rubio, Eva Ruiz, Francisca Sánchez, Luis Sierra, Pedro Tielve, Javier Toledo, Guiomar Yague, Marta Zahira

The publishers are grateful to the following illustrators:

Andy Parker; Clive Goodyer (Beehive); Andrew Hennessey; David Semple; Chris Lensch (Sylvie Poggio); Bernice Lum; Anna Hancock (Beehive); Marek Jagucki; Ben Hasler (NB Illustration); Red Jelly; Katy Jackson (Bright); Graham Kennedy

The publishers are grateful to the following children for their contribution:

Lucía Aguirregomezcora Platero, Beltran Burriel Lopez, Ruben Gallego Guillen, Lola Lozano Sierra, Hector Massa Sanchez

The publishers are grateful to the following for permission to reproduce copyright photographs and material:

p. 21 (l): Shutterstock/© Provasilich; p. 21 (c): Shutterstock/© Yellowjs; p. 21 (cr): Shutterstock/© Ivonne Wierink; p. 21 (r): iStock/© Riverlim; p. 34 (tr): Alamy/© Louise Murray; p. 34 (cl): Corbis/© Image Source; p. 34 (cc): Photolibary.com/© Still Pictures/Chris James; p. 34 (ccr): Shutterstock/© Barbro Bergfeld; p. 34 (r): Alamy/© vario images GmbH&CoKG; p. 34 (bl): Alamy/© Esa Hildu; p. 34 (bd): Photolibary.com/© Peter Arnold Images/James L. Amos; p. 34 (br): Shutterstock/© Rafa Irujo; p. 34 (br): Alamy/© Louise Hamer; p. 50 (tr): Shutterstock/© Dmitry Rubchenko; p. 55 (cl): Thinkstock/© Hienna Technologies; p. 55 (cr): Shutterstock/© D Waljaw; p. 55 (c): Shutterstock/© Ter ekhov Igor; p. 55 (bl): iStock/© Elemental Imaging; p. 55 (bc): iStock/© MarsBars; p. 55 (br): Shutterstock/© Aaron Amat; p. 68 (tl): Corbis/© Chris Mattison/Frank Lane Picture Agency; p. 68 (tr): Shutterstock/© Svecia; Stickers; (pear core) Shutterstock/© mikedray; (banana skin) iStock/© Mark Andrew Photography; (newspaper) Shutterstock/© tan4kk; (jar, bottle) iStock/© mm88; (wire) Thinkstock/© iStock; (box) Shutterstock/© Itelilo; (can) Shutterstock/© prism68; (duck) Shutterstock/© Liane M.; (cow) iStock/© redimal; (lizard) Thinkstock/© iStock; Shutterstock/© Dirk Erckan

We are unable to trace the copyright holders of the photographs that appear on pages 34–35 (background), 50–51 (background) and 68–69 (background).

p. 88 (l): Shutterstock/© Redfox1980; p. 88 (tl): Shutterstock/© rospoint; p. 88 (bo): Shutterstock/© Tairina; p. 89 (banana): Shutterstock/© Suraton; p. 89 (carrots): Shutterstock/© ya\_blue\_ka; p. 89 (sandwich): Shutterstock/© dlor12; p. 89 (peas): Shutterstock/© TeianaMal; p. 89 (sausages): Shutterstock/© Spreadthesign; p. 89 (orange): Shutterstock/© uililaaa; p. 89 (apple): Shutterstock/© Studio\_G; p. 89 (b): Shutterstock/© Macrovector; p. 89: Shutterstock/© leksakon; p. 90 (salad): Shutterstock/© zefirich KCE; p. 90 (Santa Clause): Shutterstock/© Boyko.Pictures; p. 90 (Kutia): Shutterstock/© EKramar; p. 90 (carols): Shutterstock/© Lyudochka; p. 90 (boy): Shutterstock/© TES\_PHOTO; p. 90 (girl): Shutterstock/© Bairachnyi Dmitry; p. 90 (New Year picture): Shutterstock/© Dolly; p. 90 (Christmas picture): Shutterstock/© Sarycheva Olesia; p. 91 (cake): Shutterstock/© Panda Vector; p. 91 (present): Shutterstock/© Studio\_G; p. 91 (card): Shutterstock/© zleart; p. 91 (hat, biscuits, cake below, present below): Shutterstock/© pic hayashi; p. 92 (door): Shutterstock/© MISSA; p. 92 (girl): Shutterstock/© GraphicSRI; p. 92 (robot): Shutterstock/© Marish; p. 93 (child): Shutterstock/© graphic\_line; p. 94 (smile): Shutterstock/© Digart CT; p. 94 (camera): Shutterstock/© Rvector; p. 94 (watch out): Shutterstock/© RedlineVector; p. 94 (teacher): Shutterstock/© Irina Strelnikova; p. 94 (family): Shutterstock/© Niwat singsamarn; p. 94 (kids playing): Lorelyn Medina; p. 95 (roller coaster): Shutterstock/© James Kirklik; p. 95 (woman with a horse): Shutterstock/© BestPhotoStudio; p. 95 (girl): Shutterstock/© BlueOrange Studio; p. 95 (dad and son playing): Shutterstock/© LightField Studios; p. 95 (family): Shutterstock/© tynyuk; p. 96 (boxes): Shutterstock/© Kseniia\_designer; p. 96 (footwear): Shutterstock/© Olga Kovalska; p. 96 (footwear); Shutterstock/© Elena Abrazhevich; p. 96 (clothes); Shutterstock/© Viktoria Kazakova; p. 97 (clothes); Shutterstock/© Lorelyn Medina; p. 98 (room): Shutterstock/© Sofiyav; p. 98 (boys at the desk): Shutterstock/© stockshope; p. 98 (children in beds): Shutterstock/© Susowoodo; p. 99 (girl): Shutterstock/© Olga1818; p. 99 (children): Shutterstock/© here; p. 100 (bus): Shutterstock/© Olga Ermakova; p. 100 (lorry): Shutterstock/© ideyweb; p. 100 (scooter): Shutterstock/© Nuteia Pancake; p. 100 (skateboard): Shutterstock/© AnutaBerg; p. 104 (children): Shutterstock/© Olga1818; p. 104 (sandcastle): Shutterstock/© brgfx; p. 104 (mat): Shutterstock/© CloudyStock

**CAMBRIDGE**  
UNIVERSITY PRESS

Cambridge University Press is part of  
the University of Cambridge.

www.cambridge.org