


Oksana Karpiuk

ENGLISH

PUPIL'S BOOK

4




О. Д. КАРП'ЮК

АНГЛІЙСЬКА мова

Підручник для 4 класу
загальноосвітніх навчальних закладів

Рекомендовано Міністерством освіти і науки України



Київ
«Навчальна книга»
2004

БІБЛІОТЕКА
Середньої школи № 5
г. Верхнеднепровск

ББК 81.2АНГ-922

К26

Рекомендовано Міністерством освіти і науки України
(Лист Міністерства освіти і науки України № 1/11-901 від 03.03.04)

Видано за рахунок державних коштів. Продаж заборонено.

Карп'юк О. Д.

К26 Англійська мова: Підруч. для 4 кл. загальноосвіт. навч. закл.— К.:
Навчальна книга, 2004.— 160 с.

ISBN 966-329-002-1.

ББК 81.2АНГ-922

ISBN 966-329-002-1

© О. Д. Карп'юк, 2004
© Н. О. Чернишова, І. В. Бабенцова,
художнє оформлення, 2004
© ТОВ «Навчальна книга», 2004

Lesson 1**1. Look, listen and read.****nationality** [ˌnæʃəˈnælɪtɪ]

What nationality is he? – He is English. What nationality are you? – I am Ukrainian.

Britain → British, England → English

He lives in Britain. He is from England.
He is English. / He is an Englishman.



They are from England, too.
They are Englishmen.
The English drink tea many times a day.

**Germany → German** [ˈdʒɜ:mən]

He is from Germany. He is German.

**France → French** [frentʃ]

They are from France. → They are French.
Frenchmen speak French.

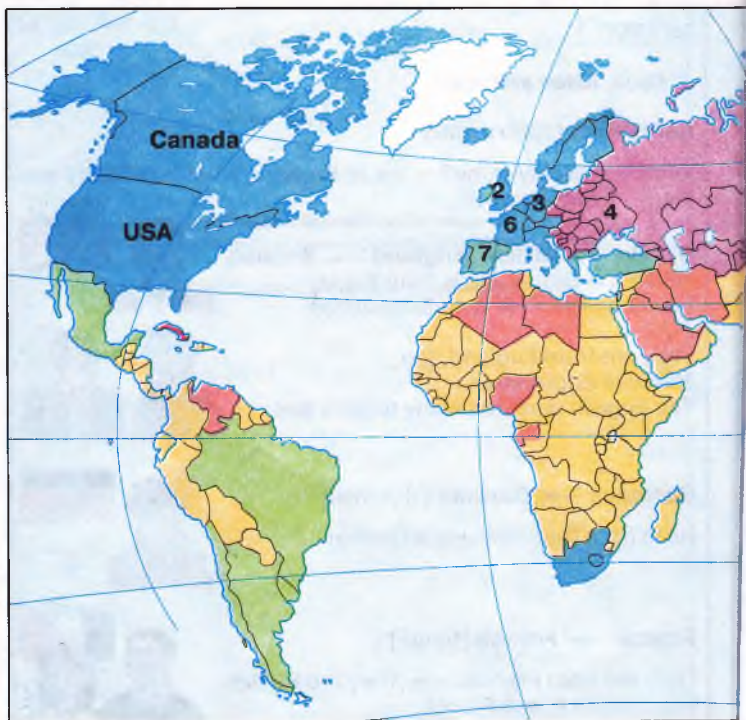
**Canada** [ˈkænədə] → **Canadian** [kəˈneɪdɪən]

She is from Canada. She is Canadian.
Canadians speak English and French.

**Ukraine → Ukrainian** [juˈkreɪnɪən]

We are from Ukraine. We are Ukrainians.
Some Ukrainians live in Canada.





The USA / America → American [ə'merɪkən]

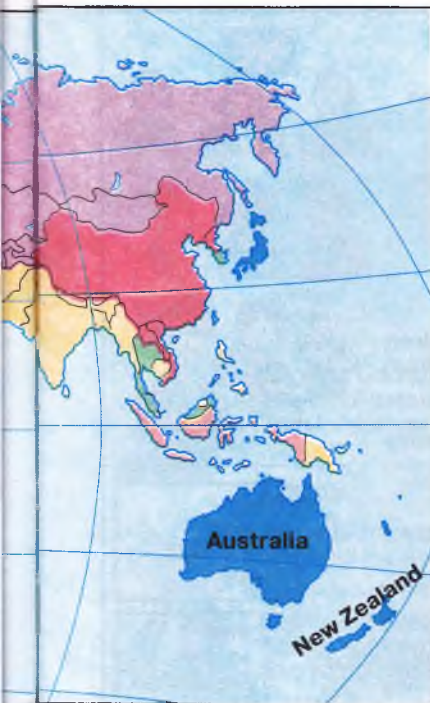
This girl is from the USA / from America.
She is American.
Americans speak English.



Australia [ə'streɪliə] → **Australian** [ə'streɪliən]

They are from Australia.
They are Australians.
Australians speak English.





1. Canada



2. the United Kingdom



3. Germany



4. Ukraine



5. the USA/America



6. France



7. Spain



8. Australia



9. New Zealand



New Zealand [nju:'zi:lənd] → **a New Zealander** [nju:'zi:ləndə]

This man is from New Zealand.
He is a New Zealander.
New Zealanders live on the islands.



Englishmen, Americans, Canadians, Australians and New Zealanders speak English. **They are English-speaking people** ['ɪŋɡlɪʃ 'spi:kɪŋ 'pi:p(ə)].

2. Compare¹ and remember.

man
[mæn]



men
[men]



woman
[ˈwʊmən]



women
[ˈwɪmɪn]



child
[tʃaɪld]



children
[ˈtʃɪldrən]



¹ **compare** [kəmˈpeə(r)] – порівнювати

3. Read, choose and fill in.

- 1) Liz and Robert are five. They are ...
- 2) Mary Poppins is a ...
- 3) These men live in France. They are ...
- 4) Is this clown a ... or a ... ?
- 5) Look at this little ... !
- 6) She doesn't speak English. She is not an ...
- 7) Mrs Potter and Mrs Alison are nice ...

man
woman
Englishwoman
child

men
women
Frenchmen
children

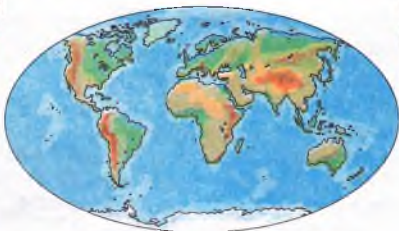
PLAYTIME

4. Song.

We Are the Citizens¹ of One Big World!

She's not English.
He's not American.
They're the citizens of one big world!

¹ **citizen** [ˈsɪtɪzn] – громадянин



He's not German.
She's not Italian.
They're the citizens of one big world!



Chorus:



We're all the citizens } *3 times*
We're all the citizens of one big world!



You're not Spanish.
You're not Egyptian¹.
You're the citizens of one big world!



We're not Finns².
We're not Australians.
We're the citizens of one big world!



Chorus.

¹ **Egyptian** [i'ʤi:ptʃn] – египтянин; египтянка

² **Finn** [fɪn] – фін; фінка

Lesson 2

1. Look, ask and answer.

Miss E. Harlow
14 Parkway
Apt 3
New York
94704
the USA




Mr & Mrs Grey
19 West Road
London
SW12 2AX
Great Britain

- Example: A₁: Where does Miss Harlow live?
B₁: She lives in the USA / in America.
A₂: What nationality is she?
B₂: She's American.
A₃: How do you spell Harlow?
B₃: H-A-R-L-O-W.



2. You are at the International School Party. Choose and make one of these cards. Interview each other using the following questions:

What's your name? How old are you? Where are you from?
What nationality are you? What's your telephone number?

Helen 
9
Australia
Australian
tel.

James 
11
the USA
American
tel.

Kate 
10
Canada
Canadian
tel.

Betty 
9
England
English
tel.

3. Introduce your classmate at the International School Party.



Lesson 3

1. Read and say what Bill's penfriend writes in his letters.

Bill's Penfriend



This is Taras Petrenko. He is Ukrainian. Taras lives in Kyiv. His hobby is computer games. He likes playing football, too.

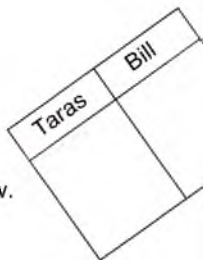
Taras goes to school and his favourite lesson is English. Ukrainian schoolchildren listen, read, write and speak English at their English lessons. They learn new words, sing songs and play games, too.

Taras is Bill's penfriend. In his letters he tells about his family, friends and country. Bill knows that his penfriend's favourite meal is a plate of Ukrainian borsch. He knows that Ukrainians like to play a vertep show at Christmas. They sing koliadas – Ukrainian carols – at this day. Bill has got a present from Taras – some Ukrainian Easter eggs called pysankas. The penfriends have got an idea to meet in England. Taras wants to see the country where his penfriend lives.



2. Read, choose and copy into two columns¹ in your exercise books.

- His favourite sport is cricket.
- He speaks Ukrainian.
- He goes to the football club.
- He has got many computer games at home.
- He eats hot cross buns at Easter.
- He has got a present from Ukraine.
- Maths is his favourite lesson.
- He acts as a king in a Christmas vertep show.
- He likes borsch for dinner.
- He helps his grandpa with gardening.
- He helps his grandpa on the farm.
- He doesn't know Ukrainian.



¹ column ['kɒləm] – графа, колонка

3. Read, choose and complete.

HOW MUCH DO YOU KNOW?

- 1) Penfriends are boys and girls who...
a) ...write with pens. b) ...write letters to their friends.
- 2) Ukrainians are boys and girls who...
a) ...live in Ukraine. b) ...eat Ukrainian borsch.
- 3) Ukrainian borsch is never made of...
a) ...vegetables. b) ...fruit.
- 4) In England they sing ... at Christmas.
a) carols. b) koliadas.
- 5) Santa Claus puts the presents into...
a) ...bags. b) ... stockings.
- 6) They say ... brings coloured eggs for Easter in England.
a) a chicken. b) a bunny.
- 7) Canadians speak...
a) ...Canadian. b) ...English.
- 8) Mother Goose is from...
a) ...England. b) ... the USA.
- 9) Hobby is what you...
a) ...like doing at home.
b) ...enjoy doing in your free time.



4. Read, fill in and then tell what you know:

a) about Bill;

Bill is...

His family are Mr ..., his father, ...

His friends are... They live in...

His hobby is... He likes playing...

He goes to school. His favourite subject is...

He likes it because...

b) about the country where Bill lives.

Bill lives in...

Englishmen speak...

In England they play...

At Christmas...

At Easter...

They say...

Lesson 4

1. Read and compare.

He **is playing** tennis *now*.

She **is going** to bed *now*.

It **is raining** *at the moment*.

They **are playing** hide-and-peek *now*.

We **are having** a picnic *now*.

I **am doing** a puzzle *now*.

He **plays** tennis on Wednesdays.

She *usually* **goes** to bed at 9 o'clock in the evening.

It *often* **rains** in autumn.

They *sometimes* **play** hide-and-peek in the garden.

We **have** picnics in summer.

I **like** doing puzzles *in my free time*.

2. Make some 'always'-sentences.

Example: Mrs Bond **is visiting** her friend.

Mrs Bond **always visits** her friend on Wednesdays.

- 1) Mr Black is reading.
- 2) John is playing tennis.
- 3) Mr and Mrs Brown are watching TV.
- 4) I'm listening to music.
- 5) Betty is doing her homework.
- 6) We are dancing.
- 7) Miss Poppins is flying with her umbrella.
- 8) Mark is painting.
- 9) Mum is cooking.
- 10) Vicky is planting flowers.
- 11) They are gardening.
- 12) Mr Williams is playing golf.

3. Read and choose the right form¹.

I am an English girl. My name is Tina. I (*am living/live*) in London. At the moment I (*am sitting/sit*) at the window. I sometimes (*am sitting/sit*) here. I can look into the garden.

¹ the right form – правильна форма

Some children (*are playing/play*) there now. They usually (*are playing/play*) after school. Look, a boy (*is running/runs*) after a ball. Boys usually (*are playing/play*) ball. Look, an old man (*is coming/comes*) into the garden. He sometimes (*is coming/comes*) here. He never (*is running/runs*). He (*is walking/walks*) slowly. He usually (*is watching/watches*) the boys' game. He (*is watching/watches*) the game now.

4. a) Answer the questions.

- 1) Are you American?
- 2) Do you speak Spanish?
- 3) Are you learning English now?
- 4) Do you like English?
- 5) Are you at school now?
- 6) Do you watch cartoons?
- 7) Are you watching cartoons now?
- 8) Do you play chess?
- 9) Do you wear dresses?
- 10) Are you wearing trousers now?

Yes, I do.
No, I don't.
Yes, I am.
No, I am not.

b) Now ask your classmate similar (подібні) questions.

5. Use one word from the box to complete each question.

Has Is Does Are Have Do

- 1) ... you know Mary Poppins?
- 2) ... you her friend?
- 3) ... she got nice hair?
- 4) ... she beautiful?
- 5) ... she wear nice clothes?
- 6) ... she got many friends?
- 7) ... Mary English?
- 8) ... she like singing?
- 9) ... she got a magic umbrella?
- 10) ... they nice children?
- 11) ... they live in London?
- 12) ... they got pets?



Lesson 1

1. Look, listen and repeat.

HOUSEHOLDING

['haʊs, həʊldɪŋ]



tidy ['taɪdɪ] (up) the room

do the cooking

do the ironing
['aɪəniŋ]

do the washing-up

water the plants

fix things
['fiks'θɪŋz]

walk [wɔ:k] the pet


sweep the floor
['swi:pðə'flɔ:(r)]

air [eə] the room

go shopping / do one's shopping
['ʃɒpiŋ]

feed [fi:d] the pet

2. Look, listen and say.



a) *Mother:* Bill, come and do the washing-up, please.

Bill: I can't, Mum. I'm busy. Ask Kate.

Mother: What are you doing?

Bill: I am fixing a toy car for Tom.

Kate: It's not fair¹! You never do the washing-up.

Bill: Yes, I do. Sometimes.

b) *Kate:* I always do the washing-up!

¹ **fair** [feə] – справедливо



PLAYTIME

3. Mime game.

- Are you walking your dog?
- No, I'm not.
- Are you going shopping?
- Yes, I am!



do the washing-up; do the ironing;
sweep the floor; tidy (up) the room;
water the plants; fix *something*;
feed the pet; air the room; do the cooking

4. Look and say what the people are doing.

Father is fixing the chair. Mother...



5. Act out the scene.



Lesson 2

1. Listen and read.

early ['ɜ:lɪ] early in the morning; to come early.

Jack doesn't like to wake up early. That's why he is always late for school. "You must get up early!" says his teacher.

weekday ['wi:kdeɪ] Monday, Tuesday, Wednesday, Thursday and Friday are weekdays. We go to school on weekdays. Father and mother go to work on weekdays.

On Weekdays

It is summer now. Kate and Bill don't go to school in summer. They have summer holidays.

On weekdays Mrs Brown gets up early in the morning. She does the cooking for her family. At 8 o'clock the Browns sit down to table and have breakfast. Then Mr and Mrs Brown say goodbye to their children and go to work.

Here comes Tom. "Where is Mum?" he asks. He is always late to say Mum goodbye. Kate gives Tommy breakfast and then does the washing-up. Bill tidies up the room and then sweeps the floor in the kitchen. Tom makes his bed and feeds the pet. It is a funny parrot. It's name is Carl. Kate waters the plants. Sometimes she asks Bill to do the shopping.

When Mrs Brown comes home the flat is usually tidy and clean. "Oh my little helping hands, thank you!" she says to her children.



2. a) Answer the questions about the Browns as in the example.

– Who cooks breakfast on weekdays?

– Mrs Brown **does**.

– Who goes to work?

– Mr and Mrs Brown **do**.

1) Who gives breakfast to the little brother on weekdays?

2) Who feeds the bird?

3) Who tidies the room?

4) Who sweeps the floor?

5) Who does the washing-up?

6) Who waters the flowers?

7) Who does the shopping?

8) Who says 'thank you' to the kids?

b) It is Monday morning now. Answer the questions as in the example.

– Who is cooking breakfast now?

– Mrs Brown **is**.

– Who is going to work now?

– Mr and Mrs Brown **are**.

1) Who is giving breakfast to the little brother now?

2) Who is feeding the bird now?

3) Who is tidying the room now?

4) Who is sweeping the floor now?

5) Who is doing the washing-up now?

6) Who is watering the flowers now?

7) Who is doing the shopping now?

3. Ask and answer.

A₁: Who sweeps the floor in your room?

B₁: I **do**.

A₂: Who goes shopping in your family?

B₂:

A₃: Who fixes things in your home?

B₃:

A₄:

B₄:



ВАНДОВА

Средняя школа № 5

г. Виршица

Lesson 3

1. a) Look, read and remember.

Yes / No questions



| | | | |
|--|--------------------------------|-------------------------|--------------------------------|
| 1 Do / Does Am / Is / Are | 2 I / you / he / she | 3 go going | 4 to school? |
| Do Is | you she | go going | to school? to school (now)? |

– Yes, I do. / No, I don't.

– Yes, she is. / No, she isn't.

b) Interview each other about household chores using Yes / No questions.

2. Listen, repeat and remember.

Six Serving¹ Men

I have six honest² serving men.

They taught³ me all I knew⁴.

Their names are **What** and **Why** and **When**

And **How** and **Where** and **Who**.

Rudyard Kipling

Wh
o
at
en
ere
y

¹ **serving** ['sɜ:vɪŋ] **man** – слуга

² **honest** ['ɒnɪst] – честный

³ **taught** [tɔ:t] – навчили

⁴ **knew** [nju:] – узнав

3. Your classmate has got a new friend. Fill in and ask him/her.

- 1) ... is your friend's name?
- 2) ... does he/she live?
- 3) ... old is he/she?
- 4) ... nationality is he/she?
- 5) ... he/she kind?
- 6) ... is his/her favourite sport?
- 7) ... games does he/she like to play?

What; Where; How; Is

4. Look, read and remember.

Wh-questions

| | | | | |
|-------------------------------------|----------------------------|--------------------|----------------------|--------------|
| 1 | 2 | 3 | 4 | 5 |
| What Where When Why How | do / does am / is / are | I / you / he / she | do? go? going? | (to school?) |
| Where When | is do | she you | going? go | to school? |

- I go to school on weekdays.
- She is going to the Zoo.

5. Choose and copy the questions into two columns.

| Yes / No questions | Wh-questions |
|--------------------|--------------|
| ... | ... |

- | | |
|----------------------------------|-----------------------------|
| What is he doing now? | How does he do the cooking? |
| Is he cooking now? | What is he cooking? |
| Does he do all the cooking well? | Is he cooking soup? |

6. Interview each other about everyday chores using all types of questions you know.

Lesson 4

1. Listen and repeat.



basket
[ˈbɑːskɪt]



apple pie
[.æp(ə)lˈpaɪ]



flour
[flaʊə(r)]



fridge
[frɪdʒ]

2. Look, listen and say.

- a) **Kate:** Well, here is some flour. Here are some eggs. Here is some milk. Here is some sugar... Oh, there is some butter in the fridge!



- b) **Bill:** What are you doing here?

Kate: I am making an apple pie. But... but... there aren't any apples...

Bill: Yes, there are. Look, they are in the basket!

Kate: Oh, thank you, Billy!

3. Read and compare.

There are some eggs in the fridge.
There are some sausages in the fridge.
There are some oranges in the fridge.

There is some juice in the fridge.
There is some cheese in the fridge.
There is some apple pie in the fridge.
There is some jam in the fridge.





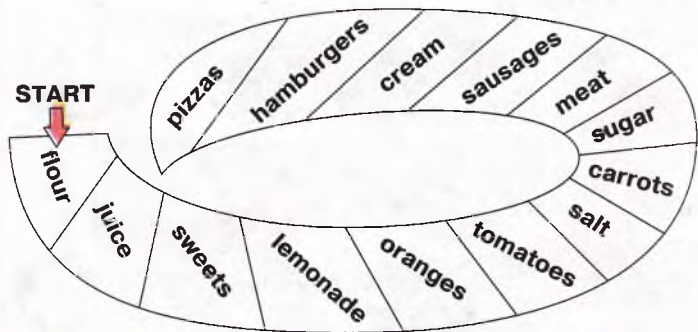
4. Act out the scene of the lesson.



PLAYTIME

5. Game.

Help the children to choose **There is some ...** or **There are some...**



There are
some apples.



There is
some milk.

Lesson 5

1. Listen and repeat.



+

There is some soup.
There is some meat.

There are some tomatoes.
There are some bananas.

-

There isn't any oil.
There isn't any bread.

There aren't any toasts.
There aren't any sandwiches.

?

- **Is there any** salt?
- No, **there isn't**.
- **Is there any** soup?
- Yes, **there is**.

- **Are there any** apples?
- No, **there aren't**.
- **Are there any** tomatoes?
- Yes, **there are**.

2. Ask and answer.



A: Are there **any** apples?
B: No, there aren't,
but there is **some** cake.



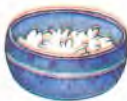
3. Remember.



+ There is **some** milk. / There are **some** eggs.
? Is there **any** milk? / Are there **any** eggs?
- There isn't **any** milk. / There aren't **any** eggs.

Lesson 6

1. Listen and repeat.



rice
[raɪs]



chicken
['tʃɪkɪn]



hungry
['hʌŋɡri]



thirsty
['θɜːsti]

2. Look, listen and say.

Tom: Is there any food in the fridge?

Bill: Let's see. There is some salad.

Tom: Mmm! I like salad. Are there any eggs?

Bill: Sorry, there aren't any eggs. But there is some milk and juice. Are you thirsty?

Tom: No, I am not thirsty... I'm very hungry!



Bill: O-o-ups, we haven't got any food, Tommy. Let's go shopping. But where is Kate?..

3. Talk with your classmate.

a) A: It's so hot today. I'm thirsty! Let's drink some... Is/Are there any ...?

B: Sorry, there isn't/aren't any... but there is / are some...

b) A: I'm hungry! Is/Are there any ...?

B: Let's see. O-o-ups, there isn't/aren't any... but there is/are some...



4. Fill in some or any.

Nick: I'm really thirsty. Is there ... orange juice?

Vicky: No, but there's ... cola.

Nick: Great! Is there ... ice-cream?

Vicky: No, but there is ... banana yoghurt.

Nick: Oh, it's OK! What about oranges? Are there ...?

Vicky: Yes, there are ... oranges. There's ... cake, too. Look!

Nick: Mmm, I love cake!



5. Act out the scene.



Lesson 7

1. Listen and repeat.



bar
[ba:(r)]



pack
[pæk]



can
[kæn]



bottle
['bɒtl]



jar
[dʒɑ:(r)]



bag
[bæg]



carton
['kɑ:tn]

2. Listen and read.

a **can** of fish, a can of coca-cola
a **bottle** of water, a bottle of oil
a **pack** of butter, a pack of eggs
a **bar** of chocolate
a **carton** of milk, a carton of juice
a **bag** of flour, a bag of rice
a **jar** of jam, a jar of tomatoes

3. Look, listen and say.

Kate: Hello.

Seller: Hello, Kate. What do you want today?

Kate: I want a bag of potatoes, please.

Seller: Here you are. Anything else?¹

Kate: I also want a pack of eggs and some sausages, please.

Seller: Sorry, we haven't got any sausages but we have got eggs. Here you are. A pack of eggs.



¹ Anything else? – Щось іще?

Kate: I want a jar of cucumbers and a carton of orange juice.
Seller: Here you are. A jar of cucumbers and a carton of juice.
Anything else?
Kate: Er – well... a bar of chocolate, please...

4. You are in a food shop. You've got a shopping list. Talk with your classmate. He is a seller.

Shopping List

a bottle of oil
a bag of rice
a carton of milk
a jar of tomatoes
a bar of chocolate
a pack of tea
one lemon

A: I want...

B: Here you are.

Anything else?

A: Well, I also want...

B: Sorry, we haven't got any ...
but we have...

A:

B:



5. a) Listen and read.

MEMO¹

Kate,

we've got some tomatoes, but we haven't got any potatoes. There is some milk in the fridge but there aren't any eggs.

We haven't got any oil! Can you get some?

Your Mum.

b) Read again and write out only the true sentences.

- | | |
|-----------------------------|-----------------------------|
| 1) There are some tomatoes. | 4) There are some sausages. |
| 2) There are some potatoes. | 5) There are some eggs. |
| 3) There is some milk. | 6) There isn't any oil. |

¹ **memo** ['mɛtəv] – записка з нагадуванням

Lesson 8

1. Listen and compare.

There is some sugar in the bag.



There are 3 bags of sugar.



There is some oil in the bottle.



There are 2 bottles of oil.



There is some chocolate.



There are 2 bars of chocolate.



There is some cream in the jar.



There are 5 jars of cream.



2. Listen and read.

money ['mʌni] Have you got any money? You need some money for shopping. Look, there is some money on the table. Oh no, there isn't any money here.



Ukrainian money



American money



English money

3. Fill in is or are.

- 1) There ... some money on the table.
- 2) There ... 3 jars of jam on the shelf.
- 3) ... there any money in your pocket ([ˈpɒkɪt] – кишенья)?
- 4) ... there any carrots in the basket?
- 5) There ... not any money in my bag.
- 6) There ... not any toasts in the toaster.




PLAYTIME

4. Rhyme.

Shopping

A bear and a bunny
Have much money.
They go to the shop
For carrots and honey.
When the bear and the bunny
Ask for some carrots and honey,
The man in the shop
Says, "Where is your money?"
How strange¹ and funny!
They really have money –
And that's how they buy
Their carrots and honey.



¹ **strange** [streɪndʒ] – дивно

Lesson 9

1. Read Bill's letter.

Hello, Taras!

Thank you for your letter.

You are lucky¹ your mother is a housewife². My mother is not.

When father goes to work, she goes to work with him, too.

We, children, must help her about the house. My sister does the ironing and washing-up. I go shopping and feed our pet. Sometimes I help Dad to fix things.

Mum doesn't like when it is not clean in the house. She says, "The right thing in the right place." So we tidy our rooms, sweep the floor and water the flowers.

Today Mum is very tired and I want to help her. I am going to do the shopping. There is some milk but there isn't any bread in the house. I should go to the shop and get some white bread and a jar of jam. Kate wants to make some toasts for tea. She is good at making toasts.


You know, we are big tea-drinkers. We have tea several times a day. We often drink it with milk.

We, Englishmen, love our homes. "There isn't any place like home," – people in Britain say. We like to have pets at home and do gardening. There are always lots of flowers in front of houses.

You can come and see. We are glad to meet you in England.

Bye for now,

Bill.



*Taras Petrenko
12 Horlivs'ka Str
Flat 3
Kyiv 02091
Ukraine*

¹ **you are lucky** ['lʌki] – тобі повезло

² **housewife** ['hauswaɪf] – домашня господарка

2. Answer the questions.

- 1) How does Bill help Mum about the house?
- 2) What do his brother and sister do?
- 3) What does Bill's mother like to say?
- 4) What does Bill usually do if Mum is tired?
- 5) What is Kate good at?
- 6) Are the British people big tea-drinkers?
- 7) Do people in Britain drink tea with milk or lemon?
- 8) What do people in Britain like to say?

3. Choose and complete.

- 1) There are 3 packs of ...
a) chocolate. b) eggs. c) juice.
- 2) There is a bottle of ...
a) sugar. b) bananas. c) milk.
- 3) There are 2 jars of ...
a) olives. b) rice. c) sweets.
- 4) There is a can of ...
a) tea. b) cola. c) salt.
- 5) They have got a bar of ...
a) apples. b) coffee. c) chocolate.
- 6) I've got a carton of ...
a) meat. b) juice. c) onions.
- 7) There are some bags of ...
a) flour. b) chocolate. c) coca-cola.

4. In your exercise book, write a memo for your mum. Start like this:

MEMO

Mum,
We've got some ... but...

.....
.....
...

Lesson 10 REVISION

1. Answer the questions.

- 1) Do you help your mum about the house?
- 2) How can you help her?
- 3) What does your brother/sister do at home?
- 4) Have you got a pet? Who feeds it?
- 5) Who fixes things in your family?

2. Read and put Yes/ No and Wh-questions to the sentences.

- 1) The British people are big tea-drinkers.
- 2) They drink tea with milk.
- 3) Englishmen love their homes.
- 4) "There isn't place like home," they say.

3. Fill in some or any.

- 1) They haven't got ... potatoes in the house.
- 2) There is ... salad in the fridge.
- 3) Are there ... apples in the basket?
- 4) I haven't got ... bananas but I've got ... oranges.
- 5) Is there ... cream in the jar?
- 6) There are ... bottles of juice on the table.

4. Write a letter to your penfriend about householding in your home.

5. Make up your shopping list and act out the scene "In the Shop".



Lesson 1

1. Look, listen and act out.

a) *Bill*: Kate, this is Taras. Taras, this is my sister Kate.

Kate: Hello, Taras. Nice to meet you.

Taras: Hi, Kate. I've got some presents from Ukraine. Here you are.

Kate: How nice! Thanks. And this is our brother Tom.

Taras: Hello, Tommy. Here is a present for you.

Tom: Thanks a lot.



b) *Taras*: Oh, you've got a pet at home!

Tom: Yes, we've got a parrot. Look at it!

The parrot: Look at me! Look at me! I am Carl!

2. Listen and repeat.



Tom is kind. He gives me water and fruit. I love **him**.

Kate is friendly. She gives me seeds. I love **her**.

Bill and Taras are nice, too. They like **me**. I like **them**.

3. Remember.



| | | | |
|-----|-------|------|--------|
| I | - me | we | - us |
| you | - you | you | - you |
| he | - him | they | - them |
| she | - her | | |
| it | - it | | |

4. Ask and answer.



A: Do you know him?
 B: Yes, I do.
 He is Tom.
 He's Bill's brother.



5. Act out the scene.



You are meeting your friend from England.

- Say that you are pleased to meet him/her.
- Introduce your brother/sister to him/her.
- Take him/her to meet your parents.



PLAYTIME

6. Poem.

Look at **him**.
 He can jump and swim.
 Look at **her**.
 She has got a coat with fur¹.
 Look at **them**.
 They are eating some jam.
 Look at **us**.
 We are sitting on the grass.



¹ fur [fɜ:(r)] - хутро

Lesson 2

1. Listen and repeat.



in the country
[ˈkʌntri]



in the town
[taʊn]



in the city
[ˈsɪti]

2. Look, listen and say.

a) *Mrs Brown:* Do you live in a town or in the country?

Taras: I live in Kyiv. It is a big city.

Mrs Brown: Oh! Do you live in a house or in a flat?

Taras: In a flat.

Kate: What's it like?¹

Taras: Well, it's small. There are two bedrooms, a living-room, a kitchen, a bathroom and a toilet.



b) *Mrs Brown:* Sorry, children. I must go. Kate, show our flat to Taras, please. Well, see you later.

Kate: OK. Bye, Mum.

Taras: Thank you, Mrs Brown.

Bill and Tom: Bye, Mum.

¹ **What's it like?** – Яка вона?

3. Read and say what it is.

- 1) a place where we can live
- 2) a thing on which to sit at the table
- 3) a room where we can wash our face and hands
- 4) a thing on which to sit in front of the TV
- 5) a room where we can cook
- 6) a thing on which to sleep
- 7) a room where all the family usually watch TV in the evening
- 8) a thing which is usually on the floor

4. This is Jim from the USA. Ask him about the place he lives in.

You: Do you live in a ... or... ?

Jim:

You: What is it like?

Jim: It's... There are... There is...



PLAYTIME

5. Rhyme.

Some people live in the country
Where the houses are very small.
Some people live in the city
Where the houses are very tall.
But in the country where the houses are small,
The gardens are very big.
And in the city where the houses are tall,
There are no gardens at all.

E. Segal



Lesson 3

1. Listen and repeat.



- a) **between** [br'twi:n]
There is a cat *between* the armchairs.
- b) **in the middle** ['midl] **of**
There is a mouse *in the middle of* the room.



- c) **around** [ə'raʊnd]
There are three cats *around* the mouse now.
- d) **in the corner** ['kɔ:nə(r)]
There is a TV *in the corner of* the room.



- e) **behind** [br'haɪnd]
Where is the mouse? - It is *behind* the TV now.



- f) **above** [ə'baʊv]
Where is one of the cats? - It is on the lamp *above* the table.

- g) Where are the other two cats? – They are *behind* the window now.



2. a) Read the text with sentences of the second paragraph¹ in the wrong order.

In the Browns' Flat

Bill lives in a three-bedroom flat. There is a living-room, a kitchen, a dining-room, a bathroom and a toilet. And there are three bedrooms, of course. One bedroom is for mother and father, one is for Kate and one is for Bill and Tom.

There is one window in each bedroom. This room is for Mum and Dad. There are pink curtains² on the window in their bedroom. This room is for Kate. Under the window there is a desk. There's a vase on the table. This room is for Bill and Tom. There are three roses in the vase. In front of the desk there is a chair. In the left corner there's a computer and under it there is a computer block. To the left of the window there's a lamp. There is a picture on the wall above the computer. There is a bed near the wall and there is a bookshelf above it. There is a sofa near the wall with two plants above it. There is a rug near the bed. There is a stereo tape recorder between two armchairs. The curtains in this room are blue. There is a parrot above the toybox to the right of the window. The curtains on this window are white. There are two lamps above the bed on the wall. There is a calendar on the wall behind the lamp. There is a mirror³ with a small table in their room.

¹ **paragraph** ['pærəgrɑ:f] – параграф

² **curtain** ['kɜ:tɪn] – штора

³ **mirror** ['mɪrə(r)] – дзеркало



b) Look at these pictures and guess whose room is in each picture.

c) Read the text again, choose and write out sentences for each bedroom.

3. a) Draw your own room and write what there is in it.

b) Interview your classmate about his/her room.

Example: A: **Is there** a table in your room?

B: Yes, **there is**. / No, **there isn't**.

A: **Are there** pictures on the wall?

B: Yes, **there are**. / No, **there aren't**.

A:

B:

Lesson 4

1. Listen and repeat.



fireplace
['faɪəpleɪs]



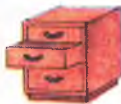
mirror
['mɪrə(r)]



hall
[hɔ:l]



cupboard
['kʌbəd]



chest of drawers
[ˌtʃestəv'drɔ:z]



bookcase
['bʊkkeɪs]



wardrobe
['wɔ:drəʊb]

2. Look at the picture for a moment. Then cover it and name all the things you can remember. Use the words and word combinations in the box.



There is...
There are...

next to; behind;
in the middle of;
under; near; on;
in front of; above;
in the corner;
between; around;
to the left/right of

3. Listen and read.

furniture ['fɜːnɪtʃə(r)] old furniture, new furniture, a piece of furniture.

There is some furniture in the house but there isn't any furniture in this room. What colour is the furniture in the bedroom?

comfortable ['kʌmf(ə)təbl] comfortable armchair, comfortable room.

I like this furniture – it is so comfortable for children! I don't like this sofa – it is not comfortable (I can't sleep well on it).

tradition [trə'dɪʃn] good tradition, interesting tradition.

Ukrainians have a tradition to eat kutia on Christmas Eve. In Britain, there is a tradition to put presents for kids into stockings.

traditional [trə'dɪʃənəl] Traditional English tea is tea with milk. A fireplace is a traditional place in English homes. Pupils in our school wear a traditional green uniform.

wonderful ['wʌndəfʊl] wonderful river, wonderful flower.

What a wonderful place! What a wonderful day! What a wonderful tradition!

4. Name:

a) all the pieces of furniture you know.

b) all the traditions of the British you know.

5. Act out the scene. Your friend's family has got a new flat in other town. You are on the phone now.

A: Hello, ...

B: Hi, ...

A: You know, we've got a new flat in...

B: What's it like?

A: Well, it's... There are... There is...

B: Is there a... ?

A: Yes, there is. / No, there isn't.

B: You are lucky. ...is really comfortable.

A: Oh yes. We all like it.



Lesson 5

1. Listen and repeat.

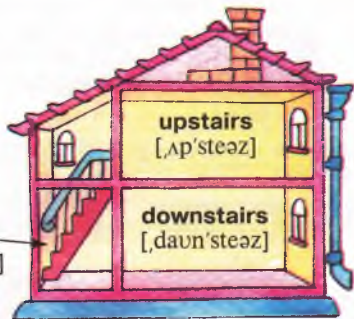
light switch
[ˌlaɪtˈswɪtʃ]



key
[ki:]



stair
[steə(r)]



2. Look, listen and say.

a) *Kate:* There is a light switch here. There is a telephone here, and there are keys near it, too.

Taras: Is there a bathroom upstairs?

Kate: Yes, there is.

Taras: Have you got a TV upstairs?

Bill: No, it is downstairs, in the living-room.

Taras: Are there interesting programmes for children in the daytime?

Kate: Yes, there are. There are lots of cartoons on TV every day.



b) *Bill*: Look, *Taras*! There is a computer in my room. Let's go upstairs and play a computer game.

Taras: All right. But... listen, there is a knock at the door.

Bill: Kate, go and answer the door, please.

Kate: OK.

3. Look at the first picture from Ex. 2 and say what there is in the hall.

4. Look at this doll's house. Say what there is in her house.



Upstairs in the house there is...

Downstairs in the house there is...



5. Act out the scene of the lesson.



Lesson 6

1. Listen and repeat.



switch on/off

['switʃ'ɒn]

['switʃ'ɒf]

turn on/off

['tɜ:n'ɒn]

['tɜ:n'ɒf]



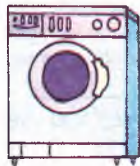
iron

['aɪən]



cooker

['kʊkə(r)]



washing machine

['wɒʃɪŋmə,ʃi:n]



microwave oven

['maɪkrəweɪv'ʌvən]



vacuum cleaner

['vækjuəm,kli:nə]



dishwasher

['dɪʃ,wɒʃə(r)]

2. Listen and say.

a) **Bill:** Who is that?

Kate: It's a postman.

Bill: Are there any letters for us?

Kate: No, there aren't any letters, but there is a very big parcel.

Bill: What's in the parcel?

Kate: I am afraid, I don't know.

Bill: We can open it.



- b) *Bill*: Wow! It's a real dishwashing machine!
Kate: I think¹ this is for mother. It is her birthday on Tuesday.
 This dishwasher is father's birthday present for her.
Bill: Let's switch on the machine and see how it works!

think [θɪŋk] – думати; вважати, гадати, припускати

3. Ask and answer.



A₁: Are there any ... for us?
 B₁: No, there aren't, but there is a...

A₂: Is this ... for us/me?
 B₂: No, it isn't. It is ...'s birthday on ...
 This is a present for him/her.



4. Read and remember.

Switch off/turn off the washing machine/the microwave oven/the dishwasher/the computer/the TV/the vacuum cleaner/the radio/the light/the tape recorder.

1. **Close** the window! 2. **Switch off/turn off** the toaster!



3. **Turn off** the water!
 • **Turn off** the gas.
 • **Close** the fridge/the door.



PLAYTIME

5. Game.

BE ECONOMICAL!¹

You need:



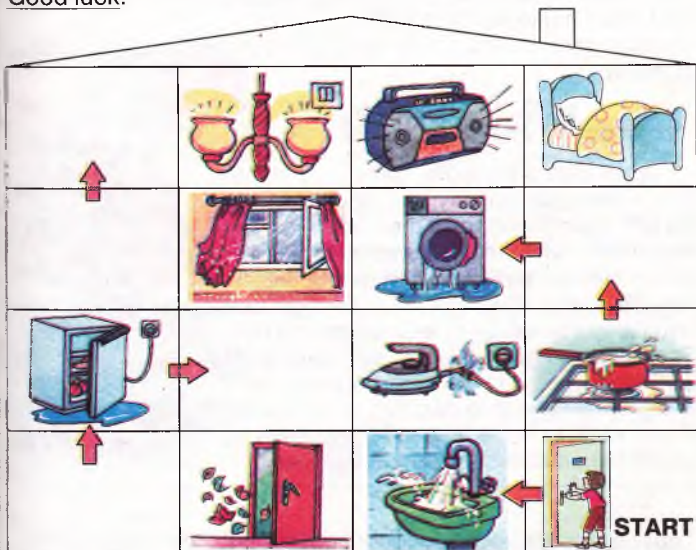
If you are on an empty square, wait for your next turn. (Якщо ти у пустому квадраті – зачекай на наступний хід.)

If you are on a picture, tell what to do. (Якщо ти у квадраті з малюнком – дай відповідну команду.)

If you do well, have an extra go. (Якщо ти сказав правильно, ходи знову.)

If you don't know, miss a turn. (Якщо ж не знаєш, як бути добрим господарем – пропускай хід.)

Good luck!



¹ Be economical! – Будь добрим господарем!

Lesson 7

1. Listen and repeat.

| | | | | |
|----|----|----|-----|----|
| 20 | 30 | 40 | 50 | 60 |
| 70 | 80 | 90 | 100 | |

2. Listen, read and compare.

| | | | | | | |
|-----|---------------|--------------|---|----|---------|------------|
| 13 | thirteen | [ˌθɜːˈtiːn] | – | 30 | thirty | [ˈθɜːti] |
| 14 | fourteen | [ˌfɔːˈtiːn] | – | 40 | forty | [ˈfɔːti] |
| 15 | fifteen | [ˌfɪˈfiːn] | – | 50 | fifty | [ˈfɪftɪ] |
| 16 | sixteen | [ˌsɪksˈtiːn] | – | 60 | sixty | [ˈsɪksɪ] |
| 17 | seventeen | [ˌsevnˈtiːn] | – | 70 | seventy | [ˈsevəntɪ] |
| 18 | eighteen | [ˌeɪˈtiːn] | – | 80 | eighty | [ˈeɪtɪ] |
| 19 | nineteen | [ˌnaɪnˈtiːn] | – | 90 | ninety | [ˈnaɪntɪ] |
| 100 | (one) hundred | [ˈhʌndrəd] | | | | |

3. Read.

BIRTHDAY PARTIES

A birthday is a special¹ day for a person. It is a personal holiday, but people like to be with their friends and their family on this day. That's why they make up birthday parties. "Happy birthday and many happy returns of the day!"² Englishmen usually say to a man or woman on this day. Friends write greetings on birthday cards and give presents. At a birthday party there is always a cake with candles on the table. If you want to know how old the person is, count the candles or read the number!



¹ **special** [ˈspeʃl] – особливий

² **Happy birthday and many happy returns of the day!** –
Поздоровляю з днем народження, бажаю довгих років життя!

4. Ask and answer.

Mrs Evans

Mr Smith

Mr Jones

Mrs Green



A: How old is Mr / Mrs ... ?
B: He / She is ...



5. Look, read and make up your own greeting card for your friend's or your family member's birthday.



*This comes with love
to wish you every happiness¹
for today and always.*



*Love you, Mummy, very much,
So here's a great big kiss²
For the nicest³ person in the
world -
The one who's reading this!*



¹ to wish you every happiness ['hæpɪnɪs] – бажаю щастя

² so here's a great big kiss – міцно-міцно цілую тебе

³ the nicest – найкращий, наймиліший

Lesson 8 REVISION

1. Read the text to know what traditional English homes are like.

English Homes

Some English families live in flats, but lots of people have got their own¹ houses. There are two floors² in a traditional English house.

Two or three bedrooms and a bathroom are upstairs. The living-room, the dining-room, the kitchen and a hall are downstairs.

The living-room is usually a favourite in the house. There is always a sofa, some chairs and armchairs in it. There is often a carpet on the floor. It makes the room comfortable. The British people usually have a fireplace in the living-room. They sometimes call this room a sitting-room because they often spend evenings in armchairs near the fireplace. They read books, watch TV, listen to music or sit around and talk. People in Britain like their homes and often say, "There is no place like home" or "East or West, home is best."³



¹ own [əʊn] – власний

² floor [flɔ:(r)] – поверх

³ East [i:st] or West [west], home is best. – У гостях добре, а дома найкраще.

2. Answer the questions.

- 1) Do all people in Britain live in their own houses?
- 2) How many floors are there in a traditional English house?
- 3) Which rooms are usually upstairs/downstairs?
- 4) Which room is a favourite in a traditional English house?
- 5) How do Englishmen sometimes call a living-room? Why?
- 6) What do the British think of their homes?

3. Read and say.

This is Janet. She is from England.
She wants to know about your flat/house.
Tell her about it.




4. Fill in.

- Can you see ... ? I am sitting in the tree.
Can you see ... ? We are looking through the glass.
Can you see ... ? They are eating some jam.
Can you see ... ? He is watching a dream.
Can you see ... ? She's behind the door.

her
me
him
them
us

5. Act out the scene with your classmate.

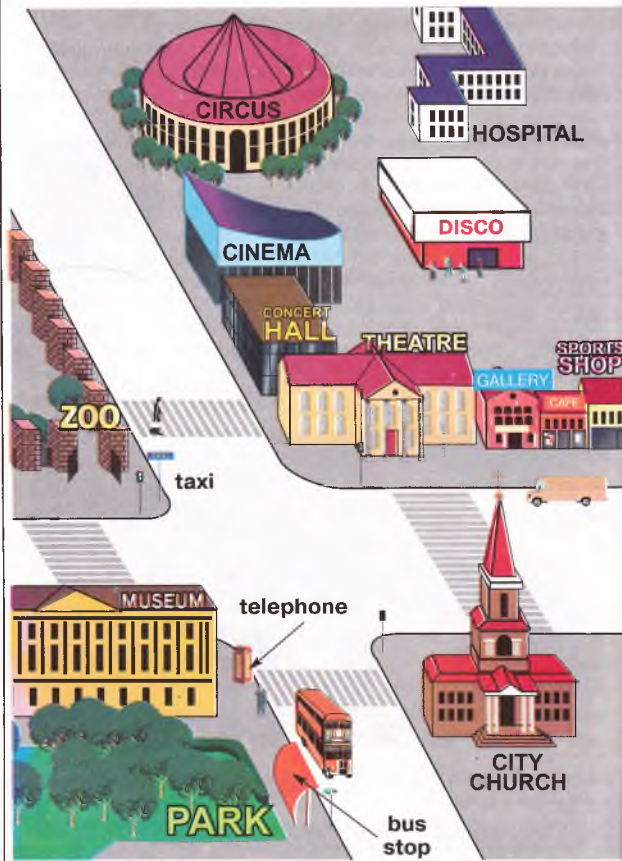


You come to your friend's birthday party. Greet him/her. Give your friend a present.

Your friend says he/she is pleased to see you. He/She thanks you for your greetings and presents.

Lesson 1

1. Look and say which words you know.



2. Listen and repeat.



theatre
['θiətə]



gallery
['gæləri]



museum
[mju:'ziəm]



cinema
['sɪnəmə]




circus
['sɜ:kəs]




concert hall
['kɒnsət,hɔ:l]

3. Look, listen and say.

- a) *Kate:* I am going to get some food.
Taras: May I go with you?
Kate: Sure!



- b) *Kate:* Look, this is our street.
Taras: It's very long. Where is the food shop?
Kate: It's next to the gallery.
Taras: And where is the gallery?
Kate: The gallery is up the street.



c) *Taras*: What is this beautiful building?

Kate: Which one?

Taras: The one in front of us.

Kate: It is a concert hall.

Taras: Is there a theatre in the street?

Kate: No, there isn't. But there are two cinemas and a museum down the street¹.

Taras: Wow!

¹ **down the street** – далі по вулиці

4. Look, listen and read.

centre ['sentə] in the centre, to the centre, around the centre.
The centre of the town is usually the place which is in the middle of it.

central ['sentrəl] central park, central street.
Khreschatyk is the central street in Kyiv.

downtown 'To be/go downtown' means to be in/go to the centre of the town/city.

uptown 'To be/go uptown' means to be/go away from the centre of the town/city.



The cinema is **opposite** the circus.

opposite [ˈɒpəzɪt] Where is the toy shop? – It is opposite the bus stop. To be opposite the bus stop is to be in front of it but usually on the other side of the road¹.

¹ road [rəʊd] – дорога

**5. Look at the picture. Imagine you are in the phone box.
a) Say what there is in the street.**



b) Ask and answer.

downtown; uptown; opposite;
in front of; next to;
to the left/right; between



A: Where is...?

B: It is...



Lesson 2

1. Look, listen and say.



- a) *Bill*: Here's the bus stop.
Taras: Which bus should we take?
Bill: We can take bus number 3 or 5.
Taras: Where must we get off?
Bill: In the city centre. But first we should buy a bus pass¹ for you.

- b) *Conductor*: Can I see your pass, please?
Taras and Bill: Yes, here you are.



¹ **bus pass** ['bʌspɑ:s] – (проїзний) квиток на автобус

2. Listen and read.

should [ʃʊd] We should close the window: it's cold today. You shouldn't eat ice-cream, dear. Should we call a doctor? You should eat fruit and vegetables.

get off Where should we get off? – You should get off in the village centre. Let's get off at the next¹ stop!

buy [baɪ] to buy a new dress, to buy some food in the shop. You should buy a bus pass. Go to a book shop – you can buy there any book you like. He buys newspapers every Sunday.

take a bus Which bus should we take to get to Green Street? – Take the number 5 bus. Don't take the number 3 bus. It doesn't go there! Take a bus at the bus stop near that house.

¹ **next** [nekst] – наступний



3. Act out the scene of the lesson.



PLAYTIME

4. Game.

GUESSING THE WAY

Work in pairs. Take a map of your town.

A. is going to some place.

B. is asking questions and trying to guess where A. is going to.

A: Which bus should you take?

B: I can...

A: Where should you get off?

B: At/In...

A: Are you going to...?

B: Yes, I am! / No, I am not.



Lesson 3

1. Look, listen and say.



Bill: Excuse me.

Policeman: Yes?

Bill: Where is the Appolo Cinema here?

Policeman: Go straight ahead. The cinema is at the end of Green Street.

Taras and Bill: Thank you very much.

Policeman: Not at all.

2. Look, listen and repeat.



go straight ahead
['gəʊ,streɪtə'hed]

turn left
['tɜ:n'left]



turn right
['tɜ:n'raɪt]

go along the street
['gəʊ ə,lɒŋðə 'stri:t]



cross the street

go up

go down



3. Listen and read.

first [fɜːst] **then** [ðen] First listen then repeat. First think then do. First listen to the teacher then do the homework. First look to the left then look to the right. First look then go.

get to How can I get to a bus stop? How can we get to the hospital? Can you tell me how to get to the museum, please?

way This way, please. Don't go that way – that is not the entrance. That's the exit. Where is the way to the circus, please? Can you tell me the way to the theatre?

far – Is the school far from your house?
– No, it isn't very far.
– How far is the cinema?
– Oh, it's far from here. You should take the number 7 bus.

4. Read and answer one question.

Road Safety¹

You **should** cross the street at the crossing.

You **should** cross the street when the light is green.

You **should** first look right when you cross the street in London.

● **Should** you first look left or right when you cross the street in your town?

Remember these rules when you cross the road.

¹ **road safety** [ˌrəʊd'seɪftɪ] – правила безпеки вуличного руху

5. Learn and act out the dialogues with your classmate.

- 1) A: Excuse me. Is this the right way to the Gallery?
B: Yes, it is. Go straight ahead. It's at the end of the street.
- 2) A: Excuse me.
B: Yes, can I help you?
A: Could you tell me how to get to the Circus?
B: Well, you can take a taxi or the number 3 bus.
- 3) A: Can you help me, please? Is there any café here?
B: Yes, there is. Cross the street and turn right. It is the *Pizza World Café*.
- 4) A: Excuse me. How can I get to the supermarket?
B: Go along Queen Street. Turn left. The supermarket is on your left.



PLAYTIME

6. Role-play.

ASKING THE WAY



Make a map of a town.

You are a policeman.

Some people are asking you the way. You are answering their questions.



Lesson 4

1. Look, listen and repeat.



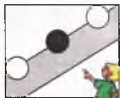
short

shorter


the shortest



near



nearer



the nearest



small



smaller



the smallest



big



bigger



the biggest



long



longer



the longest

2. Listen and read.

This river is longer than that river. But the Oz River is the longest. Market Street is shorter than Oxford Street. But Green Street is the shortest.

A car is bigger than a bike. But a bus is the biggest.

A town usually is smaller than a city. But a village is the smallest.

The bus stop is nearer than the bus station. But the taxi stop is the nearest.

3. Read and answer.

- 1) Which animal is smaller: a hare or a fox?
- 2) Which way is shorter from your house: to your school or to the food shop?

- 4) Which shop is bigger: a food shop or a supermarket?
 6) What is the smallest animal?
 7) Which is the shortest way to your school from your home?
 9) Whose bag is the biggest in your class?

4. Remember.

good – better – the best
 ['betə] [best]



This blue dress is **better** than that yellow one. But the red dress is **the best**. Pete is a **better** sportsman than Nick. But Bill is **the best**.

5. Compare Shon and Ron.



Shon

tall; short;
 thin; fat;
 strong; weak



Ron

PLAYTIME

6. Song.

I always say "big, big, big",
 Even when "small" is enough¹,
 Seems I always want the biggest stuff².

I always say "big, bigger, the biggest",
 Even when "smaller" is well,
 Is something big enough? I can never tell.

But now I know I've made the biggest mess³... oh, yes!
 I see that "smaller" things are sometimes the best ... oh, yes!



¹ **enough** [ɪ'naʊf] – достатньо

² **Seems I always want the biggest stuff.** – Схоже, я завжди хочу мати все найбільше.

³ **mess** [mes] – безладдя, гармидер

Lesson 5

1. Look, listen and repeat.



post office
['pəʊstɒfɪs]



library
['laɪbrəri]

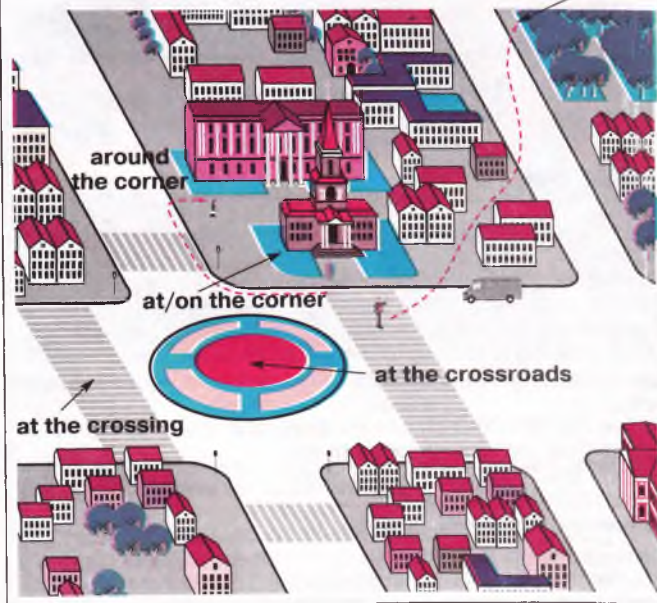


hotel
[həʊ'tel]



bank
[bæŋk]

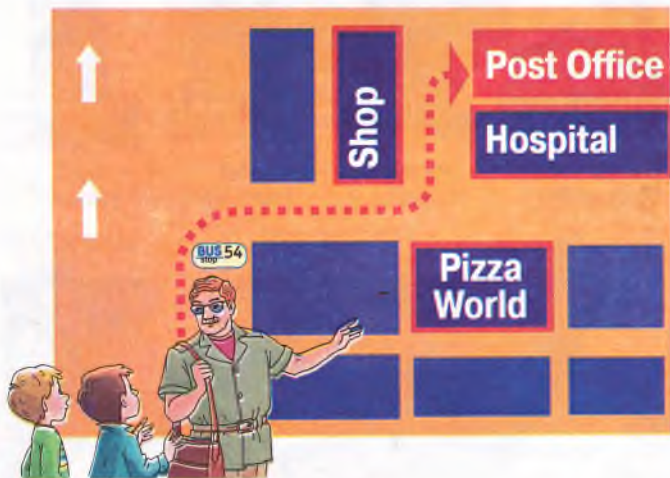
over there



2. Look, listen and say.

Taras: I need a post office to send a letter to my family. Let's have a look at the map where the nearest post office is.

Bill: We should better ask that man.



Bill: Excuse me. Could you tell us where the nearest post office is?

*Passer-by*¹: Yes, certainly. First go straight ahead and turn right at the bus stop. Then you should go along the street to the *Pizza World*. After that you should cross the road, turn left and the post office is at the end of that street on the right.

Bill: So, we should go straight ahead, first turn right, then turn left...

Passer-by: No. You should go along the street to the *Pizza World*. Only then you should turn left.

Bill: Oh yes. The post office is at the end of that street on the right. Thank you very much.

Passer-by: You're welcome.

¹ **passer-by** ['pɑ:səbaɪ] – прохожий

3. Look at the map and do the following tasks:

1. Museum of Modern Art

2. Library

3. Computer Centre

4. Market Centre



5. Post Office

6. Job Centre

7. Information Centre

8. Restaurant
[ˈrestərɒnt]

a) Bill and Taras are walking in London. They are near the Library. Find where Taras wants to go in London.

- 1) Cross the road and go to the end of Queen Street. Turn right. Walk past the Information Centre and the Job Centre. It is next to the Job Centre on the right.

- 2) Go along St. Ebbe's Street. Then turn left. It is at/on the corner of Queen Street on your right.
- 3) Go along Queen Street. Turn left. Go to the end of the street, then turn left. Go along George Street to the crossing. It's at/on the corner on the left opposite the market.

b) You are near the City Library. Read the questions of a passer-by and help him/her find the place.

- 1) Excuse me. Can you tell me where the Information Centre is, please?
- 2) Excuse me. Could you tell me the way to the *Apollo Theatre*, please?
- 3) Excuse me. Can you tell me how to get to the City Church, please?



PLAYTIME

4. Role-play.



Roles: a stranger¹ and a passer-by.

Ask:

- where... is;
- how to get to...;
- what is the best way to get to...;
- how far is...;
- which bus you should take to get to...

Answer using the phrases in the box:

turn right at the crossroads;
cross the road and go straight on;
it is opposite the...; go straight ahead;
turn right at the corner;
it is not very far...; take the number ... bus

¹ **stranger** ['streɪndʒə] – приїжджий, гість

Lesson 6

1. Listen and repeat.



entrance
[ˈentrəns]



exit
[ˈeksɪt]



push
[pʊʃ]



pull
[pʊl]


closed



open



2. Look, listen and say.



a) *Bill*: Entrance is this way.

b) *Taras*: Oh, I can't open the door. Is the post office closed?
Bill: It can't be closed now. It is open. Don't pull the door!
Look up and read. You should push it.
Taras: O-o-u-ps.

- c) *Assistant*¹: Good morning! Can I help you?
Taras: Morning! Could I send² this letter to Ukraine, please?
Assistant: Yes, certainly.
Taras: Thanks.




- ¹ **assistant** [ə'sistənt] – працівник
² **send** [send] – посилати, відсилати

3. Read and match.



BEWARE OF DOGS



FOR LITTER

- a) You must not enter here.
 b) You must put the litter¹ in the bin.
 c) You would better not sit here.
 d) You can visit us now.
 e) You must not feed the animals.
 f) You shouldn't go there.



¹ **litter** ['lɪtə(r)] – сміття



4. Copy and complete the table.

CAN, COULD, MAY, SHOULD, MUST

| + | | ? | |
|-----------|------------------|---------------|---------------|
| I | can go. | Can | <i>I go?</i> |
| He/she/it | could... | Could | he/she/it...? |
| We | may... | May | we...? |
| You | must... | Must | you...? |
| They | should... | Should | they...? |

| | |
|-----------|--------------------------------|
| I | cannot (can't) go. |
| He/she/it | could not /couldn't... |
| We | may not... |
| You | must not (mustn't)... |
| They | should not/shouldn't... |

5. Look at the road signs¹ and say what you can, should and must do.



¹ road sign [ˌrəʊd'saɪn] – дорожній знак

6. Make some questions and answers as to the traffic light(s)¹.

Example: – **Can** I cross the road when the light is red?
– No, you **mustn't**. You **should** cross it when the light is green.

Can I...?

Must we...?

Could you...?

Should we...?

May she...?

¹ traffic light(s) [ˈtræfɪklaɪt(s)] – світлофор

PLAYTIME

7. Song.

The Song of People

Sing a song of people
Walking fast or slow,
People in the city
Up and down they go.

People in the metro,
Underneath¹ the ground,
People driving taxis
Round and round and round...

People going shopping,
People on the bus;
People passing, passing
Next to and in front of us.

Sing a song of people
Who like to come and go;
Sing of city people
You see but never know!

¹ underneath [ˌʌndəˈni:θ] – під

Lesson 7

1. Listen and repeat.



square
[skweə(r)]



tower
[taʊə(r)]



palace
[ˈpælɪs]



bridge
[brɪdʒ]



station
[ˈsteɪʃn]



underground
[ˈʌndəgraʊnd]

2. Read and remember.

400

four hundred
[ˈfɔːrhʌndrəd]

1,000

one thousand
[ˈθaʊznd]

1,000,000

one million
[ˈmɪljən]

700

seven hundred

2,000

two thousand

3,000,000

three million

900

nine hundred

10,000

ten thousand

5,000,000

five million

3. Listen and read.

capital [ˈkæpɪtl] ^{a)} Kyiv is the capital of Ukraine. London is the capital of Great Britain [ˌɡreɪtˈbrɪtən].

a lot of [əˈlɒtəv] There are a lot of toys in this toy shop. There are a lot of shops in our town.

(be) called [kɔːld] How is it called in English? – It is called a *bus pass*. There is a big river called the Dnieper [ˈdniːpə(r)] in Ukraine. They sing Christmas carols called *koliadas* in Ukraine.

famous [ˈfeɪməs] famous place, famous person, famous palace.

What is this park famous for? – It is famous for its old trees.

place of interest There are a lot of places of interest in London. Are there any places of interest in your town? Which of them are famous?

b) **London**

London is the capital of Britain. It is one of the most interesting places in the world. About eight million people live here. There is a big river in London – the Thames. There are a lot of bridges over¹ the river. Tower Bridge is the most famous. It is more than 100 years old.

There are lots of places of interest in London. From Tower Bridge you can see the Tower of London. It is a museum now.

the Thames
[temz]



¹ **over** [ˈəʊvə(r)] – через, над

There are hundreds of interesting collections in it. There is a famous clock in London called Big Ben.

You can see splendid¹ churches in the city. Westminster Abbey is one of the oldest royal churches. St. Paul's Cathedral is the most wonderful classical church in Britain.



Tower Bridge
[ˈtɔwə,brɪdʒ]



the Tower of London



Big Ben



Westminster Abbey
[ˈwest,mɪnstərˈæbɪ]

¹ **splendid** [ˈsplendɪd] – величний, чудовий

London's parks and gardens are really beautiful. In Regent's Park there is the Zoo. It is one of the biggest and most famous zoos in the world.

There are about 10 thousand streets in London with a lot of shops and cafés, cinemas and theatres, galleries and museums. Big red buses run up and down the streets. The oldest metro in the world, called Tube [tju:b], is here in London, too.



St. Paul's Cathedral
[snt'pɔ:lzkə'θi:drəl]

Regent's Park
['ri:dʒənts,pɑ:k]



4. Read and remember.



comfortable



more comfortable



the most comfortable



famous



more famous



the most famous



beautiful



more beautiful



the most beautiful

This pink flower is **more beautiful** than the yellow one. But that blue flower is **the most beautiful**.

Westminster Abbey is **more famous** than St. Sofia's Cathedral¹. But St. Paul's Cathedral is **the most famous**.

A chair is **more comfortable** than a stool². But an armchair is **the most comfortable**, of course.

¹ **St. Sofia's Cathedral** [snt'səʊfiəz kə'θi:drəl] – Софійський собор

² **stool** [stu:l] – табурет, табуретка

5. Read and fill in as in the example.

strong – stronger – the strongest

good – ... – the best

interesting – ... – the most interesting

economical – more economical – ...

large – larger – ...



6. Role-play.

You are a guide¹ in London. Meet some tourists and tell them about the city. They ask you some questions.

¹ **guide** [gaɪd] – екскурсовод

Lesson 8

1. Listen and read.

to change [tʃeɪndʒ] to change the colour, to change the clothes.
Let's change our toys. You should change these pants — they've got oil on them.

to pass [pɑ:s] to pass the place, to pass into the room.
First you should pass the food shop and then you can see the sports shop there. Don't pass that café — they cook well there: you can have a tasty lunch.

to make one's way to You can make your way to one of the most beautiful churches of London. Where should we make our way to now?

2. Look, listen and say.



the National Gallery



Trafalgar Square
[trə'fælgə,skweə(r)]

Taras: Should we take a bus?

Bill: Why? We are in the centre of London. Look, here is Trafalgar Square.

Taras: What is that building to the left of us?

Bill: This is the National Gallery. It has got a fine collection of paintings.

Taras: What monument is there in the centre of the square?

Bill: It is a monument to Admiral Nelson which is called the Nelson Column¹. He is a famous person in the history² of the country.

¹ **column** [kɒləm] — колона

² **history** [hɪstəri] — історія

Bill: Now we are coming to Piccadilly Circus. It is a meeting place of six streets.

Taras: Can we make our way to Buckingham Palace?

Bill: We must pass Hyde Park first... Here we are. Look! Buckingham Palace is in front of us.

Taras: I know this is the home place of the Queen.

Bill: Yes, it is. When the flag is flying the Queen is at home. Look, the Guard is changing! They do it every day at 11 o'clock in the morning.

Taras: Wow, it looks fantastic!



Piccadilly Circus
[ˌpɪkədɪlɪ'sɜːkəs]

Buckingham Palace
[ˌbʊkɪŋəm'pæliːs]



3. Role-play.

You've got a guest¹ at home. You are showing some places of interest in your town to him/her. Your guest is asking you some questions. Start like this:

Let's start from... We are coming to...

Now we can make our way to... We should pass ... first.

Look, we can see... now.

¹ **guest** [gest] – гість

Lesson 9 REVISION

1. Agree or disagree.

- 1) A city is smaller than a town.
- 2) Tower Bridge is one of the most famous bridges in the world.
- 3) There are no trees in our village/town.
- 4) Villages usually are not noisy.
- 5) Towns usually are smaller than cities and bigger than villages.
- 6) Big Ben is one of the most famous churches in the world.
- 7) The London Zoo is one of the largest zoos in the world.

2. Work in pairs.

- a) A. asks what bus should he/she take to get to ... and where to get off.
B. answers.
- b) B. asks where is the nearest ... and how he/she can get to it.
A. gives instructions.



3. Ask and answer about London.

- A: Is there ... in London?
B: Yes, there is. It is... / No, there isn't.
A: Are there any ... in London?
B: Yes, there are.
A: What are they?
B:



4. Write what you should do to be safe when crossing the road.

5. Fill in.

- 1) - ... I speak to Miss Atkins, please?
- I'm sorry, she's not in at the moment.
- ... I phone back later?
- 2) ... I have a hot dog, please?
- 3) You ... put your letter into a letter box.
- 4) Stop! You ... not go there.

| |
|---------------------------------------|
| can could may should must |
|---------------------------------------|

6. Choose and complete.

LONDON QUIZ

1 From Tower Bridge you can see...

- a) St.Paul's Cathedral.
- b) the London Zoo.
- c) the Tower of London.



2 The Queen lives in...

- a) the Tower of London.
- b) Buckingham Palace.
- c) Westminster Abbey.



3 Westminster Abbey is a famous...

- a) museum.
- b) royal church.
- c) circus.

4 In Regent's Park there is the biggest ... in the world.

- a) metro
- b) clock
- c) zoo



5 The Tower of London is a ... now.

- a) museum
- b) gallery
- c) church

6 There is ... in the centre of London.

- a) Piccadilly Circus
- b) Trafalgar Square
- c) Regent's Park



7 There are ... streets in London.

- a) six
- b) one million
- c) ten thousand

8 They change the Guard at...

- a) the National Gallery.
- b) Buckingham Palace.
- c) Big Ben.



Lesson 1

1. Look, listen and repeat.



1. It's five past three. 2. It's quarter ['kwɔ:tə] past three.




3. It's half [hɑ:f] past three. 4. It's twenty to four.



5. It's quarter to four. 6. It's ten to four.

2. a) Look and say.



It's...

b) Ask and answer.



A: What time is it now?
 B: Just a minute. It's...




3. Listen and read.



library
['laɪbrəri]

ticket
['tɪkɪt]



stadium
['stædiəm]



outside
[aʊt'saɪd]
[aʊtsaɪd]

inside
[ɪn'saɪd]
[ɪnsaɪd]

outside outside the stadium, outside the theatre, outside the café, outside the museum.

He is waiting for her outside the cinema. We can meet outside the gallery.

inside inside the stadium, inside the shop, inside the circus.


There are a lot of people inside the concert hall today. There are tens of paintings [ˈpeɪntɪŋz] inside the museum. There are lots of old books inside the library.

4. Listen and say.

Taras: Good afternoon, Mrs Brown.

Mrs Brown: Hello, guys¹! Bill, here is a note from Nick. He is in London.

Bill: Thanks, Mum. Well, let's read:



¹ **guy** [ɡaɪ] – хлопец

Hi, Bill!

I am back¹ in London. I've got three tickets for the football match tonight². But Vicky isn't in the city now. The match starts at half past seven. Would you like to come with me? I am at my grandmother's at the moment. We can meet at quarter past seven outside the stadium. We can go for a pizza after the match! Call me 347-887 before six o'clock.

Nick.

Bill: We are lucky³. Nick has got three tickets. Well, what time is it now?

Taras: It's ten past four.

Bill: Great! Let's call Nick now.

¹ **I am back** – я повернувся

² **tonight** [tə'naɪt] – сьогодні увечері

³ **we are lucky** – нам повезло



5. True or false?

1. Bill is writing to Nick.
2. Nick has got three tickets for the football match.
3. The match starts at 6:00.
4. They can meet inside the stadium.
5. The friends can meet at 7:15.
6. They can go for a pizza before the match.

6. Talk with your classmate.

A: Would you like to go to the...?

B: I'd love to.

A: We can meet at ... inside / outside the...

B: Great! / O-o-u-ps. Sorry, I can't. I am busy at school.



theatre; cinema; circus; gallery; museum;
café; stadium; disco; concert hall; park

Lesson 2

1. Listen and read.

think [θɪŋk] 1. I think he is the best singer. – I don't think so.
2. What do you think? – I think it's not good to be late. But he thinks differently.

agree [ə'gri:] – 1. Let's think together. Two heads are better. – Well, I quite agree on that. But they don't. 2. I can't agree about this. We all don't agree with her. Do you agree?

2. Look, listen and say.



Nick: I think Fernando is the best footballer.

Taras: I don't think so. There are lots of good footballers in both¹ teams.

Nick: But Argentina² is better today!

Bill: Stop! Stop, guys! You aren't inside the stadium now. Look, the waiter is coming up.

Nick: Which pizza is the tastiest here?

¹ **both** [bəʊθ] – обидва, обидві

² **Argentina** [ɑ:dʒən'ti:nə] – Аргентина

3. Listen and read.

Is ice-cream colder than snow?
Is a plane faster than a train?
Is a bike more comfortable than a car?
Is this pink dress better than that green one?

Which film is the most interesting?
Which drink is the tastiest?
Which place is the most famous?
Which month is the hottest?
Which house is the most comfortable?
Which girl is the prettiest?

4. a) Read and answer.

Which juice is sweeter: orange or banana?
Which soup is tastier: mushroom or vegetable?
What car is the most economical?
What animals are the largest?
Which football team is the greatest?
Which footballer is the best?

b) Listen to your classmates' answers. Agree or disagree.

Example:

Classmate: I think ice-cream is colder than snow.

You: I quite agree. / I don't agree. I don't think so. I think snow is colder than ice-cream.



5. Act out the scenes of lessons 1 and 2.



Lesson 3

1. Look, listen and say.



Waiter: Welcome to our café! What would you like to have?

Bill: ...Three cheese and tomato pizzas, please.

Nick: I'm thirsty. How about some juice? Orange juice, for example...

Bill: One large coke, an orange juice and...

Taras: ...and one tomato juice, please.

Waiter: Would you like some ice-cream?

Bill, Nick, Taras: Yes, we'd love some.

Nick: What ice-cream have you got?

Waiter: Fruit, chocolate and vanilla.

Nick: Great! I think chocolate ice-cream is delicious.

Taras: It's OK.

Bill: I agree.

Waiter: Anything else?

Bill: No, thanks.

2. Read and remember.

GOOD *Waiter:* Would you like some ice-cream?

Customer¹: Yes, I'd love some. It's lovely!

It's great!

It's fantastic!

It's very nice!

It's lovely!

It's wonderful!

It's very good!

It's delicious!

It's very tasty!



¹ **customer** ['kʌstəmə] – відвідувач, покупець

OK Waiter: Do you like the soup?
Customer: Oh yes. It's all right.

It's nice. It's OK.
It's good. It's all right.



BAD Jack: How's the pizza?
Sue: It's terrible! ['terəbl]

It's not very good. It's awful! ['ɔ:fɪl]
It's not very nice. It's really awful!
It's terrible. It's really bad.



3. Listen and read.

British Money [ˈmʌni]

1 penny¹, 2 pence [pens], 5 pence,
10 pence, 20 pence, 50 pence,
1 pound² (£1) = 100 pence
5 pounds (£5), 10 pounds (£10),
20 pounds (£20), 50 pounds (£50),
100 pounds (£100)



¹ penny ['penɪ] (множ. pence) – пенні; пенс

² pound [paʊnd] – фунт стерлінгів



4. Act out the scene of the lesson.

5. Role-play.

Work in pairs. Make up the menu.



Task for A. You are a customer. Order¹ what you want to have.
Task for B. You are a waiter. Talk with the customer.

¹ order ['ɔ:də] – замовляти

Lesson 4

1. Listen and read.

magazine [ˌmæɡəˈziːn] There are a lot of magazines in our school library. In these magazines, there are lots of stories and photos. You can read the magazines with your class. Have fun with the mags!

newspaper [ˈnjuːspetə] Our family buys two newspapers every day. In these newspapers, we can read about the news¹ in our country and in the world.

sell [sel] This shop sells shoes. That old woman sells flowers at the bus stop. Could you sell me your bike?

toothpaste [ˈtuːθpeɪst] People clean their teeth with toothpaste. What toothpaste would you like to buy? — *Colgate* is my favourite toothpaste.

soap [səʊp] We should wash our hands with soap before meals. That little girl doesn't like to wash her face with soap. My mum buys some toothpaste and soap for the whole² family.

shampoo [ʃæmˈpuː] What shampoo do you wash your hair with? — *Head & Shoulders* is my favourite shampoo.

medicine [ˈmedsn] Doctors often give us medicines when we are not well. Kids' doctors have got lots of sweet medicines for children. There are a lot of different medicines in each hospital.

¹ **news** [njuːz] – новини, вісті

² **whole** [həʊl] – весь, вся

2. Guess what they sell and say what you can buy at these shops.

1

Super Sports

2

PET
shop

3

TOYS

4

Tony's Shoes

5

Clothes
for
Ladies

6

Italian
Furniture


7

THE
SWEET
SHOP

8

TED's
Fruit & Vegetables

3. Look, listen and repeat.



At the newsagent's they sell newspapers, magazines, copy-books and pens.

At the baker's you can buy bread, buns, rolls, cakes and pies.



At the butcher's they sell meat, chickens and sausages.

At the chemist's you can buy medicines, toothpaste, shampoo and bars¹ of soap.

¹ bar [bɑ:] – брусок (мила)

4. Ask and answer.

sweets; a toothpaste; buns; a parrot; a hat; a mag;
a pair of shoes; a table; a pair of skis; oranges; books;
a frog; medicines



A: Where can I buy...?
B: You can buy it at...
A: Where do they sell...?
B: They sell ... at...



5. Read and compare.

How much **is** it? →
How much **is** this newspaper?
How much **is** the dress?
How much **is** that book?

How much **are** they?
How much **are** these shoes?
How much **are** the jeans?
How much **are** those two books?

It **is** £15 (fifteen pounds).

The dress **is** £50.25 (fifty pounds twenty-five pence).

They **are** £24.10 (twenty-four pounds ten pence).

The jeans **are** £35 (thirty-five pounds).



PLAYTIME

6. Song.

Oranges, pears and apples...

How much are they?

Oranges, pears and apples

Ready today.

Six for sixty-six pence.

It's too much to pay.

Chorus:

What about bananas?

How much are they?

What about bananas?

Are they cheap¹ today?

You can have bananas:

They are cheap today.

I want 12 bananas.

They are cheap today.

I want 12 bananas.

How much are they?

You'll have 12 bananas:

They are cheap today.

Twelve for 48 pence.

But who is to pay?²



¹ **cheap** [tʃi:p] – дешевый

² **But who is to pay?** – Але хто заплатить?

Lesson 5

1. Look, listen and read.



department [dɪ'pɑ:tmənt] There are three departments in the shop: a shoe department, a clothes department and a sports one. There is a big department store¹ in the centre of the town. There are 15 departments inside! There are lots of shops and department stores in Oxford Street in London.

tourist ['tʊərɪst] There are lots of tourists in London every day. Tourists usually visit different places of interest in the capital of Britain.

market ['mɑ:kɪt] There is a big market outside the town. There are a lot of small shops inside the market. They sell lots of different things at the market place.

¹ **department store** [dɪ'pɑ:tmənt.stɔ:(r)] – універсал

souvenir [ˌsu:vəˈnɪə(r)] Tourists like to buy souvenirs to remember the places they visit. My uncle has got a lot of souvenirs from different cities of the world.



souvenirs



market



department

2. Read.

Covent Garden

Covent Garden is a famous tourist centre in London. There is a historic Market Place here. There are lots of places to visit in Covent Garden. You can choose and buy any souvenir for your family and friends. After shopping, you can have lunch or dinner in a small café or in a big restaurant¹. In the evening, you can visit a theatre. There are also lots of comfortable hotels around. Covent Garden is a popular² meeting place.

¹ **restaurant** [ˈrestərənt] – ресторан

² **popular** [ˈpɒpjələ] – популярный

3. Complete.

Covent Garden is a famous ... centre in London.

There is a historic ... Place here.

They sell a lot of ... in Covent Garden.

You can buy there any ... you like.

You can live in a ... and have lunch or dinner in...

It is a popular ... place. You can visit ... with your friends in the evening.

4. Ask your classmate six Wh-questions about Covent Garden.

5. Tell about some popular shopping/tourist centre or market place in your town/village.

Lesson 6

1. Listen and repeat.


small size [saɪz]



big size




a pair of trainers ['treɪnəz]



T-shirt ['ti:ʃɜ:t]



try on ['traɪ'ɒn]



2. Listen and read.

cheap [tʃi:p] Look, this book is £3 and that book is £5. This book is cheaper than that one. I can buy it as a souvenir: it is cheap but pretty lovely!

expensive [ɪk'spensɪv] 1. This dress is very expensive! I can't buy it because I haven't got much money. 2. Rolls Royce is the most expensive car in Britain. Kings and queens usually wear expensive clothes and ride in expensive cars.

light [laɪt] 1. These balloons are very light and you should hold them tight¹. My kite is light and goes fast up the sky.

¹ **tight** [taɪt] – міцно

3. Look, listen and say.

a) *Tom*: Mum, look! The toys are this way.

Mrs Brown: Wait a minute, Tommy. You need a new pair of trainers first. Your old ones look terrible.



b) *Seller*: Can I help you?

Mrs Brown: I'd like a pair of trainers for my son, please.

Seller: What size?

Mrs Brown: Size 28, I think.

Seller: Try this pair on. They are the cheapest, the lightest and the most comfortable.



c) *Tom*: Oh no... they are small for me.

Seller: Try these ones. They are bigger.

Mrs Brown: How much are they?

Seller: £17.

Mrs Brown: Do you like your new trainers, Tommy?

Tom: They are OK. Thanks, Mum. Can we go to the toy department now?



4. Act out the scene "At the Department Store".

Lesson 7

1. Listen and repeat.



camera
[ˈkæməɹə]



film
[fɪlm]



walkman
[ˈwɔ:kməɪn]



CD (compact disc)
[.si:ˈdi:(kəmˈpæktɪsk)]

2. Look, listen and say.

Taras: Can you show me some films for my camera, please?


Seller: Slides or prints? Для слайдів чи фото?

Taras: Slides, please. Oh ... it's very expensive. Have you got cheaper films?

Seller: Have a look at this one. It's cheaper but not worse than that one.

Taras: How much is it?

Seller: £2.50.



3. Read and remember.



bad – worse – the worst

[wɜ:s]

[wɜ:st]

This vegetable soup is bad but that pease soup is terrible!
The pease soup is **worse** than the vegetable one.

This white toothpaste is bad, that blue one is **worse**, but the green toothpaste is **the worst**!

I am not lucky today. It is **the worst** day in my life!

4. a) Look and say what you would like to buy here.



b) Role-play. Work in pairs.
A. is the customer. B. is the seller.
Choose some shop. Make up a dialogue.

5. Write as in the example.

slow - slower - **the slowest**

wonderful - **more** wonderful - **the most** wonderful

strong, short, interesting, young, famous, fantastic, cheap,
expensive, light, good, terrible, bad, delicious

PLAYTIME

6. Rhyme.

Shoes and Boots

Shoes and boots,
Boots and shoes,
Come and buy
The size you use.

Try them on
Before you choose
Shoes and boots,
Boots and shoes.

Lesson 8

1. Listen and repeat.



stamp
[stæmp]



badge
[bædʒ]



postcard
[ˈpəʊstkɑ:d]



coin
[kɔɪn]



comics
[ˈkɒmɪks]

2. Listen and read.

collect [kəˈlekt] to collect books, to collect dolls.

My uncle collects toy cars. My friend is fond of collecting computer games. I am fond of collecting Kinder-toys.

collector [kəˈlektə(r)] famous collector, great collectors.

He is a famous collector of coins. My little brother is a real collector of comics.

collection [kəˈleɪʃn] She has got a good collection of postcards. There are five old stamps in her collection.

theme [θi:m] new theme, interesting themes.

What is the theme of her collection? – Its theme is *Flowers*.

Collecting Things

Some people like to collect things. They are called collectors. Different people can have different collections. My brother likes collecting stamps. He has got a good collection. Collecting stamps is interesting. You can learn about history and famous people or about animals and flowers or sports.

My cousin Jane is a collector, too. She likes collecting dolls. Her father flies all over the world and buys a doll in every country. So she has got a collection of dolls from different countries. Jane has got a Spanish doll, an Italian one, two Greek, three German, one English and two French dolls.

My best friend Mark collects badges. My grandpa has got a collection of coins. There are some very old coins in his collection. They are very expensive.

I am a postcard collector. The theme of my collection is *The Capitals of the World*. I buy postcards at the newsagent's and post office. Sometimes my penfriends send¹ me interesting postcards with different places of interest. I would like to visit them some day.

¹ **send** [send] – відсилати, надсилати

3. Write out only the true sentences.

- Different people like different things.
- Jane's father buys a doll in every country.
- Jane has got three German dolls.
- Jane has got a collection of badges from different countries.
- Grandpa has got some old and very expensive coins.
- You can see different cars on the boy's postcards.
- He would like to buy those cars some day.
- He buys postcards at the newsagent's and post office.



4. Role-play. Work in pairs.

Task for A. You are a stamp /badge/postcard/... collector. Choose the theme and "buy" some stamps /badges/postcards/...

Task for B. You are a newsagent. Help the customer.

A: Have you got any stamps/badges/postcards/... about...?

B: Yes, we have. / Sorry, we haven't got any ... about ... but we have got some about...

A: Can you show me...?

B: Certainly.

A: Where is it/are they from?

B: It is/They are from...

A: How much is it /are they?

B:

A: Oh, it's/they're very expensive.

B: This one is/These ones are cheaper.

Places of Interest

Famous People

Sports

Cars

Birds

5. Tell about your or your friend's/brother's/... collection.

Lesson 9. REVISION

1. a) Read.

Dear Mum and Dad,
I am having a fantastic holiday. London is wonderful! I've got a lot of friends here. We visit museums, cafés and do some shopping. Food is cheap but clothes are expensive here. They sell lots of interesting comics and magazines for children in England. I've got some souvenirs and presents for you.
See you soon.
Love, James.

Mr & Mrs Filton
25 Sun Avenue
Apt 7
Dallas
44100
the USA



b) Make up Wh-questions putting the words given below in the correct order¹.

- 1) James/now?/Where/ is
- 2) is/he/What/doing/there?
- 3) visiting?/What/is/he
- 4) for/his parents?/has/he/got/What
- 5) from?/Where/is James

c) Answer the above questions.

¹ correct order [kə'rekt'ɔ:də] – правильный порядок



PLAYTIME

2. Game.

SHOPPING RACE

You need:



1. Where can you buy a newspaper?
2. Buy a present for your little brother/sister/ for your friend.
3. Where can you buy a dog?
4. One chicken leg is 1.25.
How much are 3 chicken legs?
5. Name 4 things you can buy here.
6. Buy a pair of trainers.
7. Where can you buy skis?
8. Name 5 pets.
9. Name 3 things you can buy here.
10. One chair is 5.50. How much are four chairs?
11. You are a seller. Say what you have got in your shop.
12. Name two shops beginning with the letter *B*.
13. Name 3 things you can buy here.
14. Buy a new T-shirt.

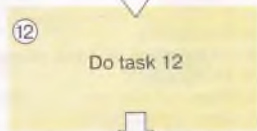
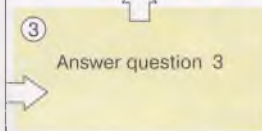
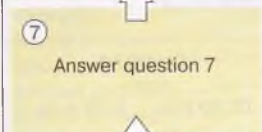


HOME
start here





9



3. Work in pairs. Look, ask and answer.

Example: A: *When is the shop open?*

B: *It's open from quarter past ten to half past five.*

A: *Is it open at six?*

B: *No, it isn't. It is closed at six.*

BUTCHER'S

open

10.15 a.m. – 5.30 p.m.

MUSEUM

open

12.30 p.m. – 5.45 p.m.

DEPARTMENT STORE

open

2.00 p.m. – 9.30 p.m.

CAFÉ

open

9.45 a.m. – 6.15 p.m.

4. Match A and B and read the dialogue.

A: Excuse me.

A: I'd like a pair of jeans, please.

A: Thirty-six.

A: Blue.

A: Can I try them on?

A: Are they OK?

B: Here's a nice pair.

B: What size do you wear?

B: Oh yes! You look great!

B: Yes. Can I help you?

B: What colour would you like?

B: Sure, you can.

5. Answer.

- 1) Do you go to football matches?
What is your favourite football team?
Who is the best footballer in it?
- 2) How is the famous tourist centre in London called?
What can you do there?
- 3) What do people usually collect?
What themes of collections do you know?
- 4) What money do the British people have?

Lesson 1

1. Listen and repeat.

seventh ['sevnθ]

sixth [sɪksθ]

fifth [fɪfθ]

fourth [fɔ:θ]

third [θɜ:d]

second ['sekənd]

first [fɜ:st] **floor**

ground floor [ˌgraʊnd'flɔ:] – первый
поверх



8th

the eighth

9th

the ninth

10th

the tenth

21st

the twenty-first

32nd

the thirty-second

43d

the forty-third

50th

the fiftieth

68th

the sixty-eighth


80th

the eightieth

100th

the one hundredth

2. Look, listen and read.



a) *Nick*: Hey, Vicky! We are over here!

Vicky: Hi, guys!

b) *Bill*: Where were you two last weeks?

Vicky: I was in Brighton [¹'braɪtn]. It's a lovely place at the seaside¹.

Nick: Does your granny live there?

Vicky: No, she doesn't. My mother and I were in a small hotel. There are lots of them in Brighton. Our room was on the third floor.

Bill: Was it comfortable?

Vicky: Yes, the room was OK. It was large and comfortable but the bathroom was small. The hotel was on the hill and the view² was lovely. There were green trees and beautiful flowers behind the hotel. In front of it there was the sea.

Taras: Was the sea warm?

Vicky: Oh yes! The sea was beautiful. The weather was fine. It was so pleasant to swim and lie in the sun!

Nick: Are there any places of interest in Brighton?

Vicky: Sure, there is a museum and there are some galleries. The city has got theatres and cinemas, too. Yesterday we were in Green Hills Park. It was fantastic! So our two weeks in Brighton were wonderful.



¹ **seaside** ['si:saɪd] – морське узбережжя

² **view** [vju:] – вид; пейзаж, краєвид

3. Read and remember.

is → was

It **is** a nice day *today*. → It **was** a nice day *yesterday*.

are → were

We **are** in Kyiv *now*. → We **were** in London *last week*.

I/he/she/it was

we/you/they/were

there is → there was

There is a good footballer in their team *now*. →

There was a good footballer in their team *last year*.

there are → there were

There are ten pizzas in the menu *today*. →

There were five pizzas in the menu *last month*.



4. Tell the class where you were last summer.

5. Write out only the true sentences.

- Vicky was at her granny's last week.
- The weather was fine.
- It was pleasant to swim in the river.
- Her mother and she were in a hotel.
- The room was on the 2nd floor.
- The bathroom was small.
- The hotel was near the river.
- It was cold at the seaside.
- Their two weeks in Brighton were wonderful.

6. Put each fish into the right aquarium [ə'kwɛəriəm].



Lesson 2

1. Listen and read.

Were you at the Zoo last week? – Yes, I was.

Were they at school yesterday? – Yes, they were.

Was the weather fine yesterday? – No, it was not (wasn't).

Were your parents at the concert last Sunday? – No, they were not (weren't).

2. Read and remember.

was not – wasn't [wɒznt]

She **wasn't** at her granny's.

He **wasn't** at the library.

Was the film interesting? – No, it **wasn't**.

were not – weren't [wɜːnt]

We **weren't** in a café.

They **weren't** at work.

Were they in the hospital? – No, they **weren't**.



3. Read task 2 in lesson 1 again and answer.

- 1) Was Vicky at her granny's?
- 2) Was she in a hotel?
- 3) Was the room small?
- 4) Was the view lovely?
- 5) Were there any trees and flowers in front of the hotel?
- 6) Was the sea warm?
- 7) Was the weather bad?
- 8) Was it pleasant to lie in the sun?

4. Look, read and answer as in the example on page 104.

Mr Green is a businessman. He has got a department store.

The department store is open from Monday to Saturday.

There are 5 sellers in different departments every day.

They don't work on Sunday.

It was Saturday yesterday. They were at work.



Example: – *What floor was Mrs Alison on?*
– *She was on the ground floor.*
– *Was she in the clothes department?*
– *No, she wasn't. She was in the café.*

- 1) What floor was Mr Brick on?
Was he in the toy department?
- 2) What floor was Mrs Taylor on?
Was she in the clothes department?
- 3) What floor was Miss Flame on?
Was she in the café?
- 4) What floor was Mr Green on?
Was he in his office?
- 5) What floor was Mr Jackson on?
Was he in the shoe department?

5. a) Interview your classmate about yesterday;
b) Ask your classmate where his/her mother/brother/friend was yesterday.

Example: **Were** you at/in... yesterday?
Was your...?

school, shop, Buckingham Palace, cinema, London, work, Zoo, home, Kyiv, library, café, park, theatre, bus, museum, post office, department store, hotel, church, Trafalgar Square



PLAYTIME

6. Rhyme.

- Look, John, and say to me:
Who was that man?
– I don't remember.
Well, Mary... now let me see...
Sure, it was Pat. He came to us.
It was on Christmas last



Lesson 3

1. Remember the time when you were a little child. Answer the questions.

- 1) Who were your friends when you were a little child?
- 2) What was your favourite toy/ food/ drink/ fruit/ place to play?
- 3) What were your favourite pets/sports/places to go?

2. Make up questions to get some more information. Start them with the words in brackets¹.

- 1) This boy was in hospital last week. (*Why?*)
- 2) There was a small house. (*Where?*)
- 3) The film was interesting. (*What?*)
- 4) The dog was very sad. (*Whose?*)
- 5) His birthday party was great fun. (*When?*)
- 6) The blue cup was on the table and the red one was on the shelf. (*Which?*)

¹ **brackets** ['brækɪts] – дужки

3. Your classmate was away from school yesterday. Ask him/her questions to get some information. You may use the words in brackets from task 2.

4. Copy and complete the table.


WAS / WERE

| + | ? | - |
|---------------|------------|------------------------|
| I was | Was I? | I was not (wasn't) |
| He/she/it was | ... | ... |
| We ... | Were we? | ... |
| You were | ... | You were not (weren't) |
| They ... | Were they? | ... |

Lesson 4

1. Listen, read and remember.

| [t] | [d] | [ɪd] |
|---------|----------|-----------|
| worked | listened | visited |
| watched | phoned | collected |
| washed | played | invited |
| walked | opened | painted |
| liked | showed | |
| cooked | lived | |
| helped | enjoyed | |
| | cleaned | |




2. Listen and read.

On Friday

Yesterday was Friday. The weather was fine. Bill and Taras **walked** in the streets and **visited** some places of interest.

Bill's parents were at work. So Kate **cooked** the dinner. Bill and Taras **helped** her. After dinner they **cleaned** the rooms and **washed** the plates. Then Kate **listened** to music and **phoned** her friends. Bill and Taras **played** computer games with Nick and Vicky.

In the evening, Taras and the Browns **watched** TV. The film was very interesting and Taras **liked** it a lot.



3. Answer.

- 1) What day was yesterday?
- 2) Was the weather fine or bad?
- 3) Were the boys at home in the morning?
- 4) Where were Bill's parents in the daytime?
- 5) Was Kate in?
- 6) Where were the Browns yesterday evening?
- 7) Can you say what the film was about?

4. Read what the people do every day. Then say about yesterday as in the example.

Tom **plays** in the yard every day. – He **played** in the yard yesterday.

- 1) Mike listens to music every day.
- 2) Lily paints every day.
- 3) My friend's parents work at the hospital every day.
- 4) Kate washes up every day.
- 5) Granny cooks dinner every day.
- 6) Mary cleans the floor every day.
- 7) Jane helps Mum in the kitchen every day.
- 8) Jack watches cartoons every day.
- 9) Bill phones his parents every day.
- 10) Mr Willkins walks his dog every day.
- 11) Mrs Willkins irons her clothes every day.
- 12) Grandpa fixes his car every day.

5. Here is Kate's list of things to do on Monday. It is Tuesday today. Say about Monday as in the example.

She **cooked** the breakfast.

Monday

Things to do:

- | | |
|-------------------------|------------------------------------|
| 1) cook breakfast | 6) water the flowers |
| 2) tidy the living-room | 7) study French |
| 3) phone Lily | 8) visit Lily |
| 4) iron the dress | 9) air the bedroom |
| 5) wash Tom's pants | 10) switch on the TV at 7.30 pm |

Lesson 5

1. Look, listen and say.



Vicky: I know Peter invited you to his Cookery Party.

Jane: Oh, Jane, don't say a word¹ about it! It was terrible.

Vicky: But why?

Jane: You know, pizza is my favourite food. He cooked some pizza. But the cheese was bad, so I couldn't eat that pizza.

Vicky: Really?

Jane: Yes. Then we had some hot chocolate. It was not tasty, so I couldn't drink it.

Vicky: Did he make some ice-cream?

Jane: Peter can't make any ice-cream. He had sweets but they were not sweet at all.

Vicky: Poor² Jane...!

Jane: Poor Peter! I was simply³ hungry but Peter was not well⁴. We called for the doctor.

Vicky: Is he all right now?

Jane: I think he is.

¹ **don't say a word about...** – не нагадуй про...

² **poor** [pʊə] – бідний

³ **simply** ['sɪmpli] – просто

⁴ **to be not well** – погано себе почувати

2. Choose and complete.

1) Peter invited ... to his Cookery Party.

a) Vicky b) Jane

- 2) He was a ... cook.
a) good b) bad
- 3) The pizza was really...
a) delicious. b) terrible.
- 4) Jane ... eat and drink.
a) couldn't b) could
- 5) Peter had some...
a) ice-cream. b) sweets.
- 6) Jane was ...
a) hungry but lucky.
b) poor because she had a stomachache¹.
- 7) ... called for the doctor.
a) Peter b) Jane

¹ **stomachache** ['stʌməkeɪk] – біль у животі

3. Read and remember.

can → **could** [kʊd]

I **can** read. I **could** read when I was five.


have/have got

I **have got** lots of books now.

↓

had [hæd]

I **had** lots of toys when I was a baby.



4. Make up true sentences.

| | | | | | | |
|-----------|----------|---------------|------|----|-----|--------|
| I | | talk | | | | one. |
| My sister | could | walk | | | | two. |
| My friend | couldn't | read | | | | three. |
| My cousin | | tell the time | | | | four. |
| | | write | when | I | she | five. |
| | | swim | | he | was | six. |
| | | ride a bike | | | | seven. |
| | | play chess | | | | eight. |
| | | speak English | | | | nine. |
| | | | | | | |

5. Ask and answer.



A: Could you ... when you were...?

B: Yes, I could. / No, I couldn't.

Could you...?

A:



Lesson 6

1. Listen, read and remember.

make → **made** [meɪd] get → **got** [gɒt]
give → **gave** [geɪv]

I **made** a meal yesterday. He **made** this chair last week. I **made** a pretty doll the day before yesterday.

He **got up** at 7 o'clock yesterday. He **got** lots of presents on his birthday last Saturday.

Mr Green wished happy birthday to Miss Alison and **gave** her beautiful flowers. My mum **gave** me some money to buy food in the shop.

2. a) Listen and read.

Parties for Children

The British children like to make up parties. Their parties have a theme. They can have a teddy bear or a football party. They can make a cake in the form¹ of bear or football field.

For some parties children make a lot of things: fancy² dresses, party masks, party hats, place markers, name badges, invitations, cakes and posters. But the most favourite are birthday and Christmas parties, of course.



¹ in the form of... – у вигляді

² fancy dress [ˈfænsɪdres] – маскарадний костюм

Children decorate the room, play games, get and give presents, enjoy singing and dancing. Having parties is real fun.



b) Answer.

- 1) What parties can the British children have?
- 2) What can they cook for a party?
- 3) What things do they make for their parties?
- 4) What do children usually do at their parties?
- 5) What are the most favourite parties?



3. a) Make the past forms of the verbs.

(Утвори форми минулого часу дієслів.)

be - ...

give - ...

celebrate - ...

have - ...

get - ...

invite - ...

can - ...

like - ...

enjoy - ...

make - ...

decorate - ...

play - ...

b) Imagine you were at the balloon party yesterday. Describe it. Use the past forms of the above verbs.

4. Work in pairs. Ask and answer.

- 1) Could you ride a bike when you were five? If not, can you ride it now?
- 2) Could you swim when you were six? If not, can you swim now?
- 3) Could you speak English when you started going to school? Can you speak English very well now?
- 4) Could you play computer games when you were a little child? Can you work on a computer now?



Lesson 7

1. Listen, read and remember.

come → came [keɪm] speak → spoke [spəʊk]
teach → taught [tɔ:t]

All my friends **came** to greet me and we had a great time. Jane **came** to school at 8.45 yesterday. She **came up** to her friend and had a talk with her.

He **spoke** about Peter's Cookery Party at the lesson. He **spoke** English well but he couldn't write a word. Mary usually speaks about dresses but yesterday she **spoke** about books.

They teach well at this school. Mrs Willkins **taught** my father Maths when he was a schoolboy. Books **taught** me a lot about people and nature.

2. Listen and read.

Dear Otha Ivanivna!

I remember my promise¹ to write a letter from England. Well, here I am in London. I came ten days ago² and now I am with Bill's family.

I would like to thank you for the English lessons you gave me at school. They are a real help.

First I spoke very slowly but I could understand³ Englishmen well. Now I think faster and speak English better.

Yesterday I was on a real London bus! It was exciting! Sorry, but I can't send you any photos now because I have no time to buy a film. I visit two or three places of interest every day.

Say 'hello' to my classmates.

Best wishes,

Taras Petrenko.

¹ **promise** ['prɒmɪs] – обіцянка

² **ago** [ə'gəʊ] – тому (про час)

³ **understand** [ˌʌndə'stænd] – розуміти

3. Fill in according to the letter in task 2.

- 1) Taras ... to London ten days ago.
- 2) First he ... very slowly but he ... understand Englishmen well.
- 3) Yesterday Taras... on a real London bus.
- 4) He ... send any photos because he ... no time to buy a film.



PLAYTIME

4. Game.

SIMPLE¹ SIMON

This is Simple Simon. He always makes mistakes².

You can help him. Read the sentences. One word in each sentence is wrong. Take it out and put in the right one.

Example: Simple Simon says:

It was cold because it was summer.

You say:

It was cold because it was winter.

Simple Simon says:

- 1) It was hot because it was winter.
- 2) We had classes because it was Sunday.
- 3) I couldn't see so I switched the lights off.
- 4) I wanted a bath so I turned the water off.
- 5) I was thirsty so I cooked a pizza.
- 6) The weather was bad so we fished in the river.
- 7) My friends came to me so I closed the door.



¹ **simple** ['sɪmpl] – простак

² **mistake** [mɪ'steɪk] – помилка

Lesson 8

1. a) Listen and compare.

| + | - |
|---------|---------------------|
| came | didn't come |
| liked | didn't like |
| spoke | didn't speak |
| cleaned | didn't clean |

b) Read and remember.



I **liked** the book.

I **didn't like** the film.

He **came** home at 5 o'clock.

He **didn't come** home at 4 o'clock.

2. Peter did a lot of things yesterday but Tony didn't. Read and say as in the example.

Peter watched television yesterday. – Tony **didn't watch** television yesterday.

- 1) Peter telephoned his friend yesterday.
- 2) Peter travelled from London to Brighton yesterday.
- 3) Peter showed his collection of stamps to Jane yesterday.
- 4) Peter walked to his friend's house yesterday.
- 5) Peter helped a lady with her bag yesterday.
- 6) Peter played a game of tennis yesterday.
- 7) Peter visited the art gallery yesterday.
- 8) Peter ironed his pants yesterday.

3. Read, compare and remember.

I **made** the toy car. – **Did I make** the toy car?

She **spoke** English very well. – **Did she speak** English very well?

I **walked** a long way. – **Did I walk** a long way?

She **decorated** the room. – **Did she decorate** the room?

4. Ask 8 questions about Peter (see task 2) and answer them.

Example: **Did Peter watch** television yesterday? – Yes, he **did**.

5. a) Tell your classmate what you did.

had an ice-cream
made a cake
gave two oranges to my little brother
got up at 7 o'clock
listened to music
I came home at 5.30
played football
spoke with my friend by phone
walked a long way
taught my dog to sit
cooked supper

this morning.
yesterday.
last week.
last year.
last Sunday.
two days ago.
the day before yesterday.

b) Ask and answer.



A: **Did you play** football last Sunday?
B: Yes, I **did**. / No, I **didn't**.



6. Fill in.

- 1) Mrs Brown ... some shirts yesterday.
- 2) Mr Brown ... his car this morning.
- 3) Kate ... her hair last night.
- 4) Tom ... the flowers the day before yesterday.
- 5) Taras ... a picture last week.
- 6) Bill ... the toaster last weekend.

washed; fixed; ironed;
watered; cleaned; painted

Lesson 9

1. Listen and read.

go – went [went] 1. I go to school on weekdays. I went to school yesterday. We went to the seaside last summer. 2. Did you go to your grandparents last Sunday? – No, I didn't. I went to the disco with my classmates.

take – took [tuk] I take a bag when I go to the shops. I took a bag and went shopping. John took some photos of London.

hear – heard [hɜ:d] I can hear you well. She listened but could hear nothing. Then she heard some noise under the table.

learn – learnt, learned [lɜ:nt, lɜ:nd] We learn some new words every day. We learnt /learned 10 new words yesterday. I learnt/learned a lot about the history of London.

buy – bought [bɔ:t] She bought a new dress for the party. The children bought some sugar and bread in a food shop.

see – saw [sɔ:] Many animals see well at night. We saw a lot of places of interest last week.

2. a) Read.

On Saturday it was Nick's birthday. His family and friends gave him presents. Nick's brother likes sport. Nick's friend Bill likes disco music. His friend Vicky likes reading. His cousin likes paintings.

b) Now guess who gave Nick these presents:

a football, a book, a picture, a CD, a T-shirt

3. Answer the questions.

Example: When **did** you last go to the cinema?
I **went** there last week.

When did you last

see a football match?
give someone a present?
go on a holiday?
take your dog for a walk?
hear a cat mew?

4. Ask your classmate where he /she went last week, what he/she heard and saw there, what he learnt from the book he read and where he bought it.



5. Read, compare and remember.

1. Where **did** you **go**? – I **went** to the Zoo.
2. What **did** you **see**? – I **saw** a long bridge.
3. Where **did** you **buy** this? – I **bought** it in the shop.
4. How **did** you **learn** it? – I **learnt** it from Steve's book.
5. Why **did** you **take** it? – I **took** it because it was new.



PLAYTIME

6. Song.

Ten brown buns in the baker's shop

Ten brown buns in the baker's shop
Round and fat with sugar on the top.
A little boy came with a penny one day,
He bought one bun and took it right away.

Nine brown buns in the baker's shop
Round and fat with sugar on the top.
A little girl came with a penny one day,
She bought one bun and took it right away.

Eight brown buns in the baker's shop...
.....

No brown buns in the baker's shop
Round and fat with sugar on the top.
A little boy came with a penny one day,
There were no brown buns for him to take away.



Lesson 10 REVISION

1. Read the letter.

Dear Olha Ivanivna,
Last week we went to the centre of London and saw wonderful places. I took some photos there.
I learnt a lot about the history of London. It is really exciting and interesting. I heard about the English kings and queens.
But the most interesting story was about King Arthur. I bought some souvenirs and presents yesterday.
See you soon.
Taras.

2. Here is one page from Taras' diary. Read and say as in the example.

- Day 1. I am coming to London!
Day 2. I am on a real London bus!
Day 3. I am going to Westminster Abbey.
Day 4. I am walking in Hyde Park.
Day 5. I am watching a film in the Odeon Cinema.
Day 6. I am changing money and doing some shopping in Oxford Street.
Day 7. I am on a football match.
Day 8. I am making a new friend. Her name is Vicky.
Day 9. I am having lunch at the top of Post Office Tower.
Day 10. I am visiting the Museum of History.
Day 11. I can see the Queen!
Day 12. We are having a fantastic picnic!

On the first day Taras came to the Browns.
On the second day he was on a real London bus.
On the...

3. Match the answers to the questions.

1. What did you hear?
2. Where did you go?

- a. I said I could speak English.
- b. He gave me ten pence.

3. What did you say?
4. When did you see her?
5. What did he give you?
6. When did you come here?
7. What did you learn?

- c. I heard 'bow-wow'.
- d. I came here last week.
- e. I saw her last week.
- f. I went to the museum.
- g. I learnt about the history of London.

4. True or false? If a sentence is false, use 'didn't' in it.

- 1) You gave your friend a present yesterday.
- 2) I walked your dog last week.
- 3) You read a mag two days ago.
- 4) You saw a black cat last Sunday.
- 5) Your friend went to the library yesterday.
- 6) Your dad came to his office by car yesterday.
- 7) You taught your parrot to speak last week.
- 8) You had lots of toys when you were a little child.
- 9) You could swim when you were 7.
- 10) Your parents went to the market yesterday.

5. Fill in.

Yesterday my friend and I ... to the History Museum.
There ... many old clothes and old furniture there.
We ... interesting things there.
We ... an exciting story about King Arthur.
My friend and I ... a lot about the history of England.
We also ... some souvenirs yesterday.

went
heard
bought
learnt
saw
took
were

6. Answer these questions and then write what you did yesterday.

- 1) What time did you get up yesterday?
- 2) How did you come to school?
- 3) What was your first lesson?
- 4) When did you have lunch?
- 5) When did you come back home?
- 6) Did you do your homework?
- 7) Did you watch TV in the evening?
- 8) What time did you go to bed?

Lesson 1**1. Listen and read.**

a) Daniel Defoe
[ˈdæniəl diˈfəʊ]



Robinson Crusoe
[ˈrɒbɪnsn ˈkrusəʊ]

Jonathan Swift
[ˈdʒɒnəθən ˈswɪft]



Gulliver's Travels
[ˈɡʌlɪvəz ˈtrævlz]

Rudyard Kipling
[ˈrʌdiəd ˈkiplɪŋ]



The Jungle Book
[ˈdʒʌŋɡlbʊk]

James Matthew Barrie
[ˈdʒeɪmz ˌmæθjuː ˈbæri]



Peter Pan

Robert Louis Stevenson
[ˈrɒbət ˌluːɪs ˈstiːvənsn]



Treasure Island
[ˈtrezə ˈaɪlənd]

Alan Alexander Milne
[ˈælən ˌæliŋˈzɑːndə ˈmɪln]



Winnie-the-Pooh

b)

read [ri:d] – **read** [red] 1. Do you read books? – Yes, I do. I like reading. What did you read last week? – I read *Winnie-the-Pooh*. 2. He read a lot of books last summer.


write [raɪt] – **wrote** [rəʊt] 1. She writes letters to her penfriend every two weeks. She wrote a letter yesterday. 2. Dan wrote his homework 10 minutes ago. He is writing a note for his mum now.

2. Look, listen and say.

a) **Miss Evans:** Good morning. Welcome to the Victoria and Albert Museum. You are in the National Art Library now. My name is Miss Evans. What would you like to see here first?

Kate: We would like to look at some famous English books for children, please.

Miss Evans: This way, please.



b) **Bill:** Oh, there are a lot of books here. Did you read any famous English books, Taras?

Taras: Yes, I did. I read *Treasure Island* by Stevenson.

Kate: Did you read it in English?

Taras: Of course not. I read it in Ukrainian.

Kate: Well, look. This is *Peter Pan*. It is one of the most favourite books for children. It is very popular in English-speaking countries.

Taras: I heard about it. Who wrote this book?

Miss Evans: James Barrie wrote it in 1906.

Taras: What is your favourite book, Bill?

Bill: *The Jungle Book* by Kipling, I think. I read it three weeks ago.



c) **Bill:** I'd like to read some old famous book. What can you recommend¹?

Miss Evans: Well, you can take the famous *Robinson Crusoe* by Defoe. It's a good book for boys. And it is an old one. Defoe wrote it in 1719.

Bill: Thank you.

Miss Evans: You are welcome.

¹ **recommend** [ˌrɛkə'mend] – радити, рекомендувати

3. Answer.

- 1) What book did you read in winter?
- 2) Who wrote the book?
- 3) What was the book about?
- 4) Did you like it? Why? Why not?

4. Listen, read and remember:

We write:

He wrote it in **1719**.

We say:

He wrote it in **seventeen nineteen**.

We write:

I was there in **1998**.

We say:

I was there in **nineteen ninety-eight**.

We write:

Peter came here in **2004**.

We say:

Peter came here in **two thousand four**.

5. Read the dates.

in 1717
in 2004

in 1605
in 1964

in 1893
in 1991

in 1547
in 2115

6. Read and say as in the example.

Alice in Wonderland (1825) by Lewis Carroll.

Lewis Carroll wrote *Alice in Wonderland* in *eighteen twenty-five*.



- 1) *Robinson Crusoe* (1719) by Daniel Defoe.
- 2) *Winnie-the-Pooh* (1926) by Alan Alexander Milne.
- 3) *Gulliver's Travels* (1726) by Jonathan Swift.
- 4) *Treasure Island* (1883) by Robert Louis Stevenson.
- 5) *Peter Pan* (1906) by James Matthew Barrie.
- 6) *The Jungle Book* (1894) by Rudyard Kipling.

7. Ask and answer as in the example.



- A: Who wrote *Robinson Crusoe*?
B: Daniel Defoe did.
A: When did he write the book?
B: He wrote it in 1719.



Lesson 2

1. Listen and repeat.



writer
[ˈraɪtə]



actor
[ˈæktə]



artist
[ˈɑ:tɪst]



scientist
[ˈsaɪəntɪst]



sportsman
[ˈspɔ:tsmæn]



spaceman
[ˈspeɪsmæn]

2. Read and remember.



person [ˈpɜ:sn]



people

The plural of **person** is usually **people**.
Persons is also used but only in formal phrases
(в офіційних виразах): *the said persons* – згадані особи

3. Look, listen and say.

Vicky: Yesterday I read a very interesting book *Who Were These People?* In the book, I learnt how to play the game *Six Questions*. Do you know this game?

Nick: No, I don't. Tell me.

Vicky: Listen. I am writing a name of a famous person. You must guess the name. You can ask six Yes/No questions.

Nick: OK.

Vicky: Let's start.

Nick: Did he live in Germany?

Vicky: No, he didn't.

Nick: Did he live in England?

Vicky: Yes, he did.

Nick: Was he a sportsman?

Vicky: No, he wasn't.

Nick: Was he an actor?

Vicky: Yes, he was.

Nick: Did he live in London?

Vicky: Yes, he did.

Nick: Did he write sonnets¹?

Vicky: Yes, he did.

Nick: Shakespeare?

Vicky: Yes, that's right.

Nick: Oh, I like the game! Now it's your turn² to guess.



William Shakespeare

¹ **sonnet** ['sɒnɪt] – сонет

² **turn** [tɜ:n] – черга

4. Match the names and the professions.

- | | |
|----------------------------------|----------------|
| 1) Charlie Chaplin | a) a writer |
| 2) Yuri Gagarin | b) an artist |
| 3) Ivan Franko | c) a scientist |
| 4) Britney Spears | d) a singer |
| 5) Volodymyr Clychko | e) a sportsman |
| 6) Leonardo da Vinci [da'vɪntʃi] | f) a spaceman |
| 7) Borys Paton | g) an actor |

5. a) Say where you and your friends were.

| | | | |
|---------------------|-----------------------|-------------|-----------------|
| Yesterday | I my friends we | was were | at the library. |
| Yesterday afternoon | | | at the museum. |
| Last week | | | at the Zoo. |
| Last month | | | at the cinema. |
| Last year | | | at the theatre. |
| Two days ago | | | at the gallery. |

b) Answer.

What did you/your friends see there?
What did you/your friends learn there?

6. Read and choose the right answer.

- 1) Who was the first man in space?
a) Newton b) Gagarin c) Armstrong
- 2) When did he go into space?
a) 1972 b) 1961 c) 1959
- 3) Who first walked on the Moon?
a) Newton b) Michelangelo c) Armstrong
- 4) Where was the first metro in the world?
a) London b) Paris c) New York
- 5) When did they open it?
a) 1890 b) 1901 c) 1863
- 6) Who was a famous English woman-writer?
a) Britney Spears b) Agatha Christie c) Madonna
- 7) What did she write?
a) poems b) plays c) detectives



Armstrong



Agatha Christie



Newton



Michelangelo



PLAYTIME

7. Play the game.

SIX QUESTIONS



Lesson 3

1. Listen and read.

month [mʌnθ] There are four weeks in the month. There are thirty or thirty-one days in the month. There are three months in the season. There are twelve months in the year.



winter

December [dɪ'sembə(r)]

January ['dʒænjʊəri]

February ['febrʊəri]



spring

March [mɑ:tʃ]

April ['eɪprəl]

May [meɪ]



summer

June [dʒu:n]

July [dʒʊ'laɪ]

August ['ɔ:gəst]



autumn

September [səp'tembə(r)]

October [ək'təʊbə(r)]

November [nəv'vembə(r)]

2. Ask and answer.

A: How many days/weeks/months/seasons are there in the month/season/year/...?

B: There are in the



3. Agree or disagree.

- 1) There are ten months in the year.
- 2) There are thirty days in February.
- 3) The winter months are December, January and February.
- 4) Christmas is in July.
- 5) The summer months are June, July and August.
- 6) The spring months are April, May and June.
- 7) School begins in March.
- 8) The autumn months are September, October and November.

4. Say which month comes after February/March/...

5. Listen, read and remember.

We write:

16th May

We say:

the sixteenth of May

We write:

My birthday is on
21st February

We say:

My birthday is on the
21st of February.

6. Say what date it was.

- 1) yesterday;
the day before yesterday;
three days ago;
five days ago.
- 2) last Monday;
a week ago;
last Wednesday;
a month ago.

Example: *It was the twenty-first of February yesterday.*

7. Say these dates in words.

7.11, 1.01, 6.03, 9.04, 23.08, 31.09, 1.09, 22.04, 15.02, 11.07

8. Talk with your classmate.

- A: When is your birthday?
B: It is on the... And yours?
A: My birthday is...



PLAYTIME

9. Mother Goose rhyme.

Thirty days has September,
April, June and November;
All the rest¹ have thirty-one,
Except February alone²,
And that has twenty-eight days clear
And twenty-nine in each leap³ year.

¹ **all the rest** – решта; усі інші

² **except** [ɪk'sept] February alone – окрім лютого

³ **leap** [li:p] – високосний

Lesson 4

1. Listen and repeat.



the Earth [3:θ]
the planet Earth
on Earth



ocean
[ˈəʊʃn]

the Mediterranean Sea
[ˌmedɪtəˈreɪniənˈsi:]

2. Listen and read.

The Earth

We live on Earth. It is round. There is a lot of water on Earth. It is in rivers, lakes, seas and oceans. The largest of the oceans is the Pacific Ocean¹. The Mediterranean Sea is the largest of the seas. There are five continents². The oceans and the seas are between the continents.

There are a lot of forests and fields, hills and mountains on Earth. Men and animals live on it. Different plants grow on it. The Earth is beautiful. It is full of wonders.³

There are large countries and small ones. There are warm countries and cold ones.



¹ **Pacific** [pəˈsɪfɪk] **Ocean** – Тихий океан

² **continent** [ˈkɒntɪnənt] – континент

³ **wonder** [ˈwʌndə(r)] – чудо, дивина

3. Agree or disagree.

- 1) The Earth is not round.
- 2) There is a lot of water on Earth.
- 3) There are lots of forests and fields, hills and mountains on Earth.
- 4) There are ten continents.
- 5) The largest of the oceans is the Atlantic Ocean.

- 6) The **Black Sea** is the largest of the seas.
7) Men and animals live on Earth.
8) Different plants grow on Earth.

4. Read and compare.

Hello, I live in Canada.
It is cold in January here. **There is lots of snow** in Canada in winter.



Hello, I live in Australia.
It is warm in January here. **There is not any snow** in Australia in winter.

Hello, I live in England.
It is wet in winter in England. **There is not much** snow here.



5. Read and remember.

How many rivers are there on Earth?
There are a lot of/lots of rivers.

How much water is there on Earth?
There is a lot of /lots of water.

There is lots of traffic¹ in London.
There is not much traffic in our town.

Use **many** and **much** in questions and negative sentences.
In other sentences, use **lots of** and **a lot of**.

You can also use **many** and **much** after **too**, **so** and **as**:
*You've got **too many** mistakes in your test. Eat **as much** soup **as** you want. There are **so many** beautiful places here!*

¹ **traffic** ['træfɪk] – рух транспорту

6. Ask and answer.



A: How many ... are there in/on...?

B: There are...

A: How much ... is there in / on...?

B: There is...



7. Match and say.

- a)**
- | | |
|------------------------------|-----------------------------|
| 1) In January there is | a. lots of flowers. |
| 2) In February there are not | b. much snow. |
| 3) In March there is not | c. a lot of birds. |
| 4) In April there is not | d. any snow at all. |
| 5) In May there are | e. lots of snow. |
| 6) In June there are | f. any leaves on the trees. |
- b)**
- | | |
|------------------------------|--|
| 1) In July there are | a. any green grass. |
| 2) In August there are | b. a lot of hot days. |
| 3) In September there is not | c. lots of rainy days. |
| 4) In October there are | d. any leaves on the trees. |
| 5) In November there are | e. lots of people at the seaside. |
| 6) In December there are not | f. lots of yellow and red leaves on the trees. |

8. Fill in the words. Then ask and answer.

- 1) How ... snow ... there in March?
- 2) How ... rainy days ... there in November?
- 3) How ... snow ... there in August?
- 4) How ... grass ... there in May?
- 5) How ... birds ... there in February?
- 6) How ... flowers ... there in January?

much, many, are, is

not much, lots of, not any, a lot of, not many

Lesson 5

1. Listen and repeat.

the Moon [mu:n] rocket ['rɒkɪt] space [speɪs] comet ['kɒmɪt] meteor ['mi:tɪə(r)] star [stɑ:(r)]



2. Listen and read.

turn [tɜ:n] It's your turn to read. Now take turns to ask and answer.

miss [mɪs] 1. Don't miss the 10.30 bus, please. I missed the train yesterday. 2. We don't miss classes. We don't miss our teacher's words.

luck [lʌk] 1. Good luck! The best of luck! 2. She always has luck. He had the bad luck to miss the train.

3. Listen, read and remember.

We write:

235

We say:

two hundred and thirty-five

We write:

317

We say:

three hundred and seventeen

We write:

201

We say:

two hundred and one

4. Look, listen and say.



a) *Vicky*: The game is called *A Rocket to the Moon*. Look. I am the Earth. I give instructions. You are three rockets. You should get to the Moon. The winner is the rocket which comes first.

Bill: Let's go.

Vicky: Start here. You are in space.

Bill: 21.

Vicky: Look at the stars. How many of them are there?

Bill: There are a lot.

Vicky: Go on to # 54. It's your turn, Nick.

Nick: 43. Ouch...

Vicky: Bad luck! You should miss a turn.

Taras: Is it my turn now?

Vicky: Yes, it is.



b) *Taras*: 65.

Vicky: Danger, a meteor! Go back to # 32.

Bill: 76. This is the Sun. It's very hot.

Vicky: What colour is it?

Bill: It's yellow. 109. The Milky Way¹.

Vicky: How many stars are there?


Bill: Sorry, I don't know.

¹ **Milky** [ˈmɪlki] **Way** – Чумацький Шлях

- c) *Nick*: 311. My God!¹ I am on Mars.
Vicky: Meet this man.
Nick: What's your name?
The Martian: Peep, peep!



- d) *Vicky*: Look out!² Danger! It's the second meteor. Go back to # 210. It's your turn again, Taras.
Taras: 614. Calling the Earth³! Calling the Earth! I am in space now. It's very cold.
Vicky: Look out! A comet! Danger! Miss a turn.
Bill: 816. Calling the Earth!
Vicky: How are you?
Bill: Fine, thanks. Goodbye. 917. I see the Earth.
Vicky: Oh, dear, miss a turn. Is it your turn now, Nick?



- e) *Nick*: Yes, it is. A thousand! At last. The Moon!

¹ **My God!** [ɣnd] – О Господи!

² **Look out!** – Обережно! Стережися!

³ **Calling the Earth!** – Викликаю Землю!

5. Read the numbers.

172, 238, 359, 417, 525, 601, 700, 811, 999, 1000

6. Answer.

- 1) What game did the kids play?
- 2) Who gave instructions?
- 3) Where were the three rockets?
- 4) How many stars were there in space?
- 5) Who had bad luck?
- 6) Was there any danger at 65?
- 7) What was at 76?
- 8) Who was on Mars?
- 9) How many meteors were there in space?
- 10) How many comets were there in space?
- 11) Who called the Earth?
- 12) Whose rocket was the first on the Moon?



PLAYTIME

7. Song.

Up in the sky the stars are shining,
Come with me to the stars!
Up in the sky the planets are turning,
The Moon and Venus¹ and Mars.
 High up in the sky.
 Far, far to the star.
 Come with me to the stars!
 To the stars we fly together.
Up in the sky our rocket is flying
To see the new worlds around.
Down the green Earth is calling.
Listen and hear its sound.
 Come back home.
 Down here, it's near.
 The best of all is your home.
 Your home is the planet Earth.



¹ **Venus** ['vi:nəs] – Венера

Lesson 6

1. Listen and read.

be on What is on today? It is an interesting film on TV now.

programme ['prəʊgræm] We can watch different programmes on television. What is this programme about? What do they call this programme?

quiz [kwɪz] Do you like quiz-programmes? There are twenty questions in this quiz.

high [haɪ] There are lots of high mountains on Earth. Ben Nevis is the highest mountain in Britain. There is a kite high in the sky.

centimetre ['sentɪmɪtə(r)] My ruler is 20 centimetres long.

meter ['mɪtə(r)] How many centimetres are there in 1 metre? There are 100 centimetres in 1 metre. I am 1 metre and 34 centimetres tall.

kilometre ['kɪləmɪtə(r), kɪ'lɒmɪtə(r)] There are 1000 metres in one kilometre. That river is 3 kilometres long. How many kilometres is the Dnieper River long? This mountain is 2 kilometres high.

2. Listen and say.



Kate: What is on TV today?

Bill: There is a sports quiz at 10 o'clock in the morning.

Kate: Is there any film?

Bill: Yes, there is one at quarter past two. Oh, there is a football match at half past 5!

Taras: What is on now?

Bill: *Around the World* is on now.

Kate: Oh, I saw it last week. It's about some interesting places, animals, different people, plants and unusual facts¹.

Taras: Can we watch it now?

Kate: Sure, we can. Bill, could you switch the TV on?

¹ **unusual facts** [ʌnˈjuːʒuəl ˈfæktz] – незвичайні явища

3. a) Read this page with some yesterday's morning programmes on TV channel¹.

| | |
|-------|---------------------------------|
| 7:15 | <i>Get Up!</i> with Tonny Smile |
| 7:45 | Nature Today |
| 8:30 | Sports Quiz Show |
| 9:00 | <i>Superman</i> film |
| 10:45 | <i>Let's Sing Together!</i> |
| 11:40 | <i>Tom & Jerry</i> cartoon |
| 12:10 | the News |
| 12:50 | Weather |

¹ **TV channel** [ˈtʃænl] – канал телевізійної передачі

b) Ask and answer.



A: What was on TV at 10:45?

B: It was...

A: What was it about?

B: It was about...



4. Remember.

How long is it? – It's **2 metres long**.

How high is it? – It's **12 metres high**.

How tall is he? – He is **1 metre 72 centimetres tall**.

5. The children learnt a lot of interesting things from the Around the World programme. Here are some of them.



The longest metro is in London. It is called Tube and is 4,000 kilometres long.

Kangaroos can jump more than 12 metres.

The tallest tree in the world is in America. It is a redwood tree that is more than 110 metres tall.

The Nile is the longest river in the world. It's 6,670 kilometres long.

Giraffes are the tallest animals in the world. They run fast. They can run 50 kilometres an hour¹.

Mount Everest is the highest mountain in the world. It is 8,843 metres high.

Spacemen grow five centimetres in space.

¹ hour [aʊə] – година

6. Talk with your classmate.

A: What is the highest/longest/tallest... in the world?

B: It is....

A: How high/long/tall is it?

B: It is...

A: Where did you learn it?

B: I saw it on television in the... programme.
/ I read it from the book...

A: What is this programme/book about?

B: It's about...



Lesson 7

1. Look, listen and say.



Bill: Good morning, Mr Jones.

Mr Jones: Hello, Bill.

Bill: Mr Jones, this is Taras. He is from Kyiv. Taras, this is Mr Jones – Vicky's father.

Taras: How do you do, Mr Jones?

Mr Jones: Hello, Taras. Nice to meet you. When did you come to London?

Taras: Two weeks ago.

Mr Jones: What did you do last weekend?

Taras: We went to the Victoria & Albert Museum and visited the National Art Library.

Mr Jones: Great! Where were you yesterday?

Taras: We were in the park near London.

Mr Jones: Which park was it?

Bill: The Windsor ['wɪnzə] Safari Park¹.

Mr Jones: Did you like it?

Taras: Oh yes, I did. It was fantastic!

¹ **safari park** [sə'fɑ:prɑ:k] – зоопарк «сафарі» (з безклітковим утриманням тварин)

2. Listen and read.

Cities in lots of countries are closing their big zoos with large animals in small cages and these animals live in open¹. The Windsor Safari Park is one of them. Visitors can be inside the park in cars or on Safari buses. They should remember three things:

¹ **live in open** – жити на відкритому просторі

they must drive¹ slowly, never open the car window and never get out of the car or a bus in places where wild² animals live free³. Visitors can watch the real life of monkeys, lions, zebras, hippos, giraffes and other animals from hot countries.

In the Windsor Safari Park there are two closed sections [sekʃnz]. The first one is the Seaworld section, which has dolphins, sea lions, fish and other sea animals. In the Birdworld section there are hundreds of different birds from lots of countries.

¹ **drive** [draɪv] – вести автомобіль

² **wild** [waɪld] – дикий

³ **live free** [fri:] – жити на свободі



3. Put 3 questions to this sentence.

Brenda went to England last year.

- 1) Who...?
- 2) Where...?
- 3) When...?

4. Write a letter to your penfriend. Tell him/her about your visit to the Zoo.

Write: – when you visited it;
– who you went there with;
– what visitors mustn't do;
– what you saw there;
– how you liked it.



PLAYTIME

5. Rhyme.

Some birds are yellow
And some are white.
Big birds are heavy,
Little ones are light.



Some birds fly fast,
Some birds fly slow.
Others don't fly,
They just stay low¹.

¹ **stay low** ['steɪ'ləʊ] – тут: ходити по землі

Lesson 8

1. Listen and read.

eat – ate [et] 1. Peter usually eats soup for dinner. He ate chicken soup yesterday. After that he ate some ice-cream with fruit. 2. What did you eat for breakfast? – I ate some eggs with ham.

drink – drank [dræŋk] 1. In the morning he ate some potatoes with a vegetable salad, drank a glass of juice and went to school. 2. We were in a café yesterday; we ate pizza and drank cola.

2. Read the story and put the verbs in their past tense forms.

A Gingerbread Boy¹

Once upon a time² there (*live*) an old woman. **One day** she (*cook*) a gingerbread boy. He (*be*) very happy and (*go*) for a walk. On the way he (*see*) a cow **first**. She (*give*) him some milk and he (*thank*) her. **Then** they (*go*) to the forest. In the forest they (*see*) a dog and (*talk*) to him. **After that** they (*see*) a cat. The cat (*want*) to play with them. And they (*play*) games. **Later** the gingerbread boy (*take*) his new friends home and the old woman (*be*) very happy. **Now** she (*have*) a cow, a dog and a cat.



¹ **gingerbread** ['dʒɪndʒəbred] **boy** – пряничный хлопчик

² **once upon** ['wʌnsəʊn] **a time** – давним-давно

3. Listen, read and remember.

Words-‘Tellers’

first (First I phoned Jack.)

next (Next I went shopping and bought some eggs and bread.)

then (Then I came back home and had lunch.)

after that (After that I did my homework and read a book.)
at... o'clock (Jack came at 3 p. m. and we went out.)
later (Later we met Ted and went to the computer club together.)
last (Last I came back home and went to bed.)

4. Think about your weekday. Draw six clocks and show the time on them. Write some verbs in their present tense forms under the clocks and tell about your weekday. Use the words- 'tellers'.

5. Write about one of the best days in your life. Use verbs in their past tense forms and the words- 'tellers'.



PLAYTIME

6. Game.

I WENT TO...

One of you says, "I went to..." and names the place.

All of you ask him/her questions like "When were you there? What did you see/buy/drink/read/... there? What did you do first/next/then/later?"

The winner is the person who asked the last question that 'the traveller' couldn't answer. The winner continues¹ the game with the words "I went to..."

Example: - I went to visit the Queen.

- And what did you see when you were there?
- I saw some soldiers when I was there.
- And what did you buy when you were there?
- I bought...
- And what did you do then?
- I...

eat; drink; read; play; sit; watch; write;
learn; show; say; take; buy

¹ **continue** [kən'tɪnju:] – продовжувати

Lesson 9

1. Look, listen and say.



a) *Kate:* Well, Tommy, what are you doing here?

Tom: I am building a tower.

Kate: Wow! It looks like the Tower of London.

Tom: Look, it is 95 centimetres tall! Yesterday I made a boat. It was 55 centimetres long.

Kate: You are a real builder! And now look at the sky, please. What can you see in it?

Tom: Well, there are a lot of stars...

b) *Kate:* ... And you should go to bed and see your star dreams...

Tom: But Kate, could you read me a story first?

Kate: OK, Tom. The story is about a gingerbread boy. "Once upon a time..."

2. Help Kate to tell the story. Use the words- 'tellers'.

3. Answer.

What are you doing now?

What do you do on Saturdays?

What did you do yesterday evening?

4. Read and compare.

| Present Simple Tense | Present Continuous Tense | Past Simple Tense |
|--|---|--|
| <p>I read [ri:d] books <i>on evenings</i>.</p> <p>She doesn't swim (<i>because she can't swim</i>).</p> <p>Does he paint? – No, he doesn't (<i>he can't paint</i>).</p> <p>What does she do? – She makes cakes (<i>because it is her job</i>).</p> | <p>I am reading a book <i>now</i>.</p> <p>She isn't swimming <i>now</i>.</p> <p>Is he painting <i>now</i>? – No, he isn't.</p> <p>What is she doing <i>now</i>? – She is making a cake.</p> | <p>I read [red] a book <i>yesterday</i>.</p> <p>She didn't swim <i>last summer</i>.</p> <p>Did he paint <i>five years ago</i>? – No, he didn't.</p> <p>What did she do <i>the day before yesterday</i>? – She made a cake.</p> |

5. Ask and answer.

- A: Is your mother... now?
B: Yes, she is. / No, she isn't.
A: Does your friend... on Sundays?
B: Yes, he does. / No, he doesn't.
A: What did your brother/sister... last weekend?
B: He/She...
A:
B:



6. Talk with your classmate.

- A: What are you doing here?
B: I am...
A: How should one do it?
B: Look, I...
A:
B:



Lesson 10

1. Look, listen and say.



- a) *Taras*: Thank you for the wonderful time. London is a beautiful city.
Nick: Please take these presents.
Kate: We made them for you some days ago.
Mrs Brown: Say hello to your parents.
Taras: You are very kind. Thank you. I am happy to have friends in England.
- b) *Kate*: Look! The train is coming!
Mr Brown: Good luck, Taras!
Bill: Write a letter from Kyiv!
Taras: Yes, sure.
Bye and thanks again!



¹ **again** [ə'geɪn] – ще раз

2. Use the correct tense forms of the verbs.

Taras and the Browns (*be*) at the station now. His friends (*give*) him some presents. They (*make*) them for him some time ago. Mrs Brown (*ask*) to say hello to Taras' parents. The Browns (*be*) very kind to Taras. He (*be*) happy to have real

friends in England. Bill (*ask*) to write a letter. The train (*come*) and Taras (*say*) goodbye. Mr Brown (*wish*) him good luck.

3. Act out the Goodbye scene.



PLAYTIME

4. Rhyme.

a) Read.

What Is It All about?

First you come and then you go.
Then you smile and then you cry.
Then you whisper and then you shout.
Can't you tell me what it's all about?
Why do you sit and then stand?
Why do you sleep and then wake?
Why do you walk and then run?
This really isn't very much fun!
Why did you go up and not come down?
Why did you talk and not listen?
Why did you eat and not drink?
Come and go, smile and cry,
In and out, whisper and shout.
Now you can tell me
What it's all about...



b) Fill in any verbs you like. Read your poem to the class.

First you ... and then you...
Then you ... and then you...
Then you ... and then you shout.
Can't you tell me what it's all about?
Why do you ... and then...?
Why do you ... and then...?
Why do you ... and then run?
This really isn't very much fun!
Why did you ... and not...?
Why did you ... and not...?
Why did you ... and not...?



... and ..., ... and ...,
In and out, ... and shout.
Now you can tell me
What it's all about.

Lesson 11 REVISION

1. Make up sentences.

| | | |
|--------------|---|--------------|
| A person who | paints flies into space acts in films does sports knows a lot writes books | is called... |
|--------------|---|--------------|

2. Match, ask and answer.

- 1) How high is this mountain?
- 2) Did you visit a safari park last year?
- 3) Where is the National Art Library?
- 4) How many queens were there in England?
- 5) What are you watching now?
- 6) What did you do last weekend?
- 7) Who was the first man on the Moon?
- 8) How much water is there on Earth?
- 9) What month is it now?
- 10) Where is he swimming now?
- 11) Are they playing a game?
- 12) What is the longest river in the world?



- a) Yes, I did. / No, I didn't.
- b) There is a lot of it.
- c) An American spaceman was.
- d) Sorry, I don't know.
- e) It is 2,300 kilometres high.
- f) I went shopping.
- g) The River Nile is.
- h) He is swimming in the Black Sea.
- i) It is in the Victoria and Albert Museum.
- j) Now it's May.
- k) Yes, they are.
- l) I am watching a quiz programme.





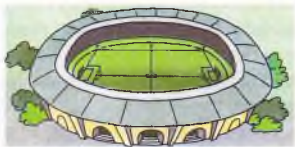
PLAYTIME

3. Read and answer very quickly.

BLITZ-QUIZ

- 1) How many months are there in the year?
- 2) What are they?
- 3) When does summer start?
- 4) Is there much leaf in March?
- 5) Are there many birds in February?
- 6) Does it often rain in November?
- 7) Is there much snow in January in Canada?
- 8) When is Christmas in Ukraine?
- 9) What can you buy at the chemist's?
- 10) What do you do when you are buying a new dress?
- 11) Where do you buy meat and sausages?
- 12) Which animal is taller: an elephant or a giraffe?
- 13) Which mountain is higher: Ben Nevis or Everest?
- 14) How tall are you?
- 15) Where is the oldest metro in the world?
- 16) Do Americans speak French?
- 17) Who tidies your room on Saturdays?
- 18) Is there any milk on your teacher's table?
- 19) What do you do when you are thirsty?
- 20) How many bars of chocolate would you like to eat every day?
- 21) What money do they have in Britain?
- 22) What is a traditional English tea?
- 23) What machines do people use at home?
- 24) What do Englishmen usually say to a person on his/her birthday?
- 25) Remember one of English sayings.
- 26) Name 3 places of interest in London.
- 27) Where should you look first when you cross the street in your country?
- 28) Name the numbers: 100; 125; 3,000; 5,000,000.
- 29) Name 5 places a tourist can see in your city/village.
- 30) Where is the home of the Queen of Britain?
- 31) Is there any river in London?
- 32) What do you usually do inside a stadium?

- 33) Say three phrases to tell that you like the thing.
- 34) Say three phrases to tell that you don't like the thing at all.
- 35) What size shoes do you wear?
- 36) When do you take photos?
- 37) What floor do you live on?
- 38) What did you learn yesterday?
- 39) Who wrote *Robinson Crusoe*?
- 40) What famous book by Jonathan Swift do you know?
- 41) Name four famous English people.
- 42) Did William Shakespeare write sonnets and plays?
- 43) When did the first rocket fly into space?
- 44) Name the largest ocean.
- 45) Where do the tallest trees grow?
- 46) How many centimetres can spacemen grow in space?
- 47) Name some English-speaking countries.
- 48) Name three planets you know.
- 49) When is your birthday?



VOCABULARY

A

a [ə], **an** [ən] неозначений артикль
abbey ['æbi] абатство, монастир
about [ə'baʊt] **1.** неподалік; близько
2. про; навколо, поблизу
above [ə'blʌv] **1.** вище; раніше **2.** над
act [ækt] грати; виконувати (роль)
actor ['æktə] актор
after ['ɑ:ftə] після
ago [ə'gəʊ] тому (про час)
agree [ə'gri:] погоджуватися
ahead [ə'hed] уперед; попереду
air [eə] **1.** повітря **2.** провітрювати
all right [ɔ:l'raɪt] добре!, гаразд!, так!
alone [ə'ləʊn] сам, один
along [ə'lɒŋ] вздовж, по
American [ə'merɪkən] **1.** американець;
американка **2.** американський
any ['eni] **1.** який-небудь, будь-який
(у питальних реченнях); жодний,
ніякий (у заперечних реченнях)
2. скільки-небудь, ще **3.** хто-небудь,
що-небудь; ніхто, ніщо; всякий
April ['eɪprəl] квітень
around [ə'raʊnd] навколо; по, за
art [ɑ:t] мистецтво
artist ['ɑ:tɪst] митець; художник
as [æz] як, згідно з
ask [ɑ:sk] питати, запитувати
Australia [ɒ'streɪliə] Австралія
Australian [ɒ'streɪliən] австралієць;
австралійка
autumn ['ɔ:təm] осінь
awful ['ɔ:fl] жахливий

B

back [bæk] назад
be back – повертатися

bad [bæd] (worse, the worst)
поганий
badge [bædʒ] значок, бейдж
bake [beɪk] випікати(ся)
baker ['beɪkə] пекар; булочник
bakery ['beɪkəri] пекарня, булочна
banana [bə'nɑ:nə] банан
bank [bæŋk] банк
bar [bɑ:] плитка (шоколаду); брусок
(мила)
basket ['bɑ:skɪt] кошик; корзина
basketball ['bɑ:skɪtbɔ:l] баскетбол
bean [bi:n] біб; квасоля
beet [bi:t] буряк
before [bɪ'fɔ:] перед, до, раніше
behind [bɪ'haɪnd] позаду, за, ззаду
between [bɪ'twi:n] між, поміж, посеред]
bike [baɪk] велосипед
blitz-quiz [blɪts'kwɪz] блицопитування
blow [bləʊ] дуги
bookcase ['bʊkkeɪs] книжкова шафа
bookshelf ['bʊkʃelf] книжкова полиця
bottle ['bɒtl] пляшка
bread [bred] хліб
breakfast ['brekfəst] сніданок
bridge [brɪdʒ] міст
British ['brɪtɪʃ] британський
build [bɪld] будувати
bun [bʌn] здобна булочка; кекс
bunny ['bʌni] зайчик, кролик
bus stop ['bʌsstɒp] зупинка автобуса
business ['bɪznɪs] справа, бізнес;
постійне заняття; фах
businessman ['bɪznɪsmæn] бізнес-
мен; ділова людина
busy ['bɪzi] зайнятий; який працює
but [bʌt] але, а, однак, проте

butcher [ˈbʊtʃə] м'ясник; торговець м'ясом

butcher's (shop) – м'ясний магазин/відділ

butter [ˈbʌtə] масло

buy [baɪ] купувати, придбавати

C

cabbage [ˈkæbɪdʒ] капуста

café [ˈkæfeɪ] кафе, кав'ярня

call [kɔ:l] кликати; називати; телефонувати

be called – називатися

camera [ˈkæməɹə] фотоапарат

can¹ [kæn] банка консервів

can² [kæn] (*past could*) могли, бути спроможним, уміти

Canada [ˈkænədə] Канада

Canadian [kəˈneɪdɪən] **1.** канадець; канадка **2.** канадський

candle [ˈkændl] свічка

capital [ˈkæpɪtl] столиця

card [kɑ:d] картка, листівка; запрошення

carol [ˈkær(ə)] весела пісня; гімн (*звич. різдвяний*)

carpet [ˈkɑ:pɪt] килим

carrot [ˈkærət] морква

carton [ˈkɑ:tn] картонна коробка

cartoon [kɑ:ˈtu:n] мультфільм

cathedral [kəˈθi:drəl] кафедральний собор

CD [siˈdi:] *скор.* компакт-диск

cent [sent] цент (0,01 долара); монета в 1 цент

centimetre [ˈsentɪ,mɪtə] сантиметр

central [ˈsentrəl] центральний

centre [ˈsentə] центр

cereal [ˈsiəriəl] каша (*страва з крупів*)

change [tʃeɪndʒ] **1.** зміна **2.** міняти; обмінюватися

cheap [tʃi:p] дешевий

cheese [tʃi:z] твердий сир

chemist [ˈkemɪst] аптекар

chemist's (shop) – аптека

chess [tʃes] шахи

chick [tʃɪk] курча

chicken [ˈtʃɪkɪn] курча; курятина, курка (*як страва*)

child [tʃaɪld] (*множ. children*) дитина

chocolate [ˈtʃɒkəlaɪt] шоколад

choose [tʃu:z] вибирати, обирати

chorus [ˈkɔ:rəs] хор

church [tʃɜ:tʃ] церква

Cinderella [ˌsɪndəˈrelə] Попелюшка

cinema [ˈsɪnəmə] кіно, кінематограф; кінотеатр

circus [ˈsɜ:kəs] цирк; кругла площа

city [ˈsɪti] велике місто

classmate [ˈkla:smet] однокласник

clean [kli:n] **1.** чистий **2.** прибирати, чистити

closed [kləuzd] зачинений, закритий

clothes [kləʊðz] одяг, убрання

cloud [klaʊd] хмара

coat [kəʊt] верхній одяг, пальто

coin [kɔɪn] монета

collect [kəˈlekt] збирати, колекціонувати

collection [kəˈleɪʃn] колекція

collector [kəˈlektə] колекціонер

column [ˈkɒləm] колонка, графа

come [kʌm] приходити

come back – повертатися

come in – заходити

comet [ˈkɒmɪt] комета

comfortable [ˈkʌmfətəbl] зручний; комфортабельний

comics [ˈkɒmɪks] *множ.* комікс(и)

compare [kəmˈpreə] порівнювати

complete [kəmˈpli:t] завершувати, доповнювати

concert [ˈkɒnsət] 1. концерт;
2. концертний
cook [kʊk] 1. кухар 2. готувати
(*страву*)
cooker [ˈkʊkə] плита, піч
cool [ku:l] прохолодний
copy [ˈkɒpi] копіювати; списувати
corn [kɔ:n] зерно; *збірн.* хліб
corner [ˈkɔ:nə] куток; *ріг* (*вулиці*)
 around the corner – за рогом
correct [kəˈrekt] правильний, вірний,
точний
counter [ˈkauntə] прилавок; фішка
(*в іграх*)
cousin [ˈkʌzn] двоюрідний брат;
двоюрідна сестра
cream [kri:m] вершки, крем, сметана
(*тж sour cream*)
cricket [ˈkrikt] *спорт.* крикет
cross [krɒs] 1. хрест; 2. переходити,
перетинати
crossing [ˈkrɒsɪŋ] перехрестя; перехід
(*через дорогу*)
crossroads [ˈkrɒsrəʊds] перехрестя,
роздоріжжя
crow [kraʊn] корона
cry [kraɪ] кричати; плакати
cucumber [ˈkju:kəmbə] огірок
cupboard [ˈkʌbəd] сервант, буфет
customer [ˈkʌstəmə] відвідувач;
покупець

D
dad [dæd] татко, татусь
daddy [ˈdædi] *див. dad*
dance [dɑ:ns] танцювати
dancer [ˈdɑ:nsə] танцюрист;
танцюристка
danger [ˈdeɪndʒə] небезпека
dark [dɑ:k] темний
daughter [ˈdɔ:tə] дочка

December [diˈsembə] грудень
delicious [diˈlɪʃəs] дуже смачний;
чудовий; апетитний
department [diˈpɑ:tmənt] відділ
 department store [[diˈpɑ:tmənt,sto:]
 – універмаг
different [ˈdɪfrənt] різний; несхожий;
інший; різноманітний
disco [ˈdiskəʊ] дискотека
dishwasher [ˈdɪʃ,wɒʃə] посудомийна
машина
do [du:] робити, виконувати
 do a sport – займатися спортом
 do sums – розв'язувати задачі
dollar [ˈdɒlə] долар
down [daʊn] 1. унизу 2. униз, уздовж
downstairs [ˌdaʊnˈsteəz] вниз; вниз
drawer [dra:] шухляда (*комода*)
dream [dri:m] 1. мрія; сон 2. мріяти;
бачити сон
drive [draɪv] водити (*автомобіль*);
їхати; везти
driver [ˈdraɪvə] водій
drum [drʌm] барабан
duck [dʌk] качка

E

each [i:tʃ] кожний
 each other – один одного
early [ˈɜ:li] рано
Earth [z:θ] Земля, земна куля
Easter [ˈi:stə] Великдень
economical [i:kəˈnɒmɪkəl] економний,
ощадливий, бережливий
egg [eg] яйце
eighteen [ˌeɪˈti:n] вісімнадцять
eighty [ˌeɪti] вісімдесят
eleven [ɪˈlevn] одинадцять
empty [ˈempti] порожній, пустий;
незаселений
end [end] кінець

England ['ɪŋɡlənd] Англія
English ['ɪŋɡlɪʃ] 1. англійська мова;
(the ~) *збірн.* англійці
2. англійський
English-speaking ['ɪŋɡlɪʃspi:kɪŋ]
англомовний
enjoy [ɪn'dʒɔɪ] насолоджуватися,
діставати задоволення
entrance ['entrəns] вхід; в'їзд
envelope ['envɪləʊp] конверт
excuse [ɪks'kju:z] вибачати; вибачатися
exit ['eksɪt] вихід
expensive [ɪks'pensɪv] дорогий, кош-
товний
extra ['ekstrə] додатковий; особли-
вий; окремий

F

fall [fɔ:l] падати; опускатися
false [fɔ:ls] хибний, помилковий,
фальшивий
famous [ˈfeɪməs] знаменитий; відомий
fantastic [fən'tæstɪk] фантастичний;
дивний; надзвичайний
far [fɑ:] 1. далекий, віддалений
2. далеко
farmer [ˈfɑ:mə] фермер
February [ˈfebrʊəri] лютий (*місяць*)
feed [fi:d] годувати, давати їжу
feel [fi:l] відчувати, почувати
fifteen [ˌfɪf'ti:n] п'ятнадцять
fifty [ˈfɪftɪ] п'ятдесят
fill [fɪl] наповнювати; заповнюватися
fill in — заповнювати; вставляти
film [fɪlm] кінофільм; фотоплівка
fireplace [ˈfaɪəpleɪs] камін; вогнище
fix [fɪks] лагодити, ремонтувати
flat [flæt] квартира
floor [flɔ:] підлога; поверх
flour [flaʊə] пшеничне борошно
foot [fʊt] ступня, стопа, нога

forest [ˈfɒrɪst] ліс
forget [fə'get] забувати
form [fɔ:m] форма
forty [fɔ:ti] сорок
fourteen [ˌfɔ:ti:n] чотирнадцять
France [frɑ:ns] Франція
free [fri:] вільний; незайнятий
live free – жити на волі
French [frentʃ] 1. французька мова;
(the ~) *збірн.* французи
2. французький
Friday [ˈfraɪdɪ] п'ятниця
fridge [frɪdʒ] холодильник
from [frɒm] від, з
fruit [fru:t] фрукт; плід; *збірн.* фрукти
furniture [ˈfɜ:nɪtʃə] меблі, обстановка

G

gallery [ˈgæləri] галерея
German [ˈdʒɜ:mən] 1. німецька мова;
(the ~) *збірн.* німці 2. німецький
Germany [ˈdʒɜ:məni] Німеччина
get [get] отримувати; одержувати;
діставати
get off – виходити, сходити;
спускатися
get to – діставатися, добиратися
get up – вставати, підніматися
give [gɪv] давати; дарувати; передавати
glass [glɑ:s] скло; склянка
glove [glɒv] рукавичка
go [gəʊ] іти, ходити
go shopping – ходити по магазинах
go to bed – іти спати
goat [gəʊt] коза
God [gɒd] Бог
golf [gɒlf] *спорт.* гольф
good [gʊd] хороший, добрий, гарний
goose [gu:s] (*pl* geese) гуска; гусак
grandparents [ˌgrændˈpeərənts] дідусь і
бабуся

great [greɪt] великий; чудовий
Greece [ɡriːs] Греція
greet [ɡriːt] вітати
greeting [ˈɡriːtɪŋ] привітання
ground-floor [ˈɡraʊndˈflɔː] нижній (цокольний) поверх
grow [ɡrəʊ] рости, виростати; виросувати
guess [ɡes] здогадуватися, припускати
guest [ɡest] гість

Н

half [hɑːf] половина
hall [hɔːl] зал, хол; велике приміщення
ham [hæm] шинка
hamburger [ˈhæmbɜːɡə] гамбургер
handbag [ˈhændbæɡ] жіноча сумочка; саквояж
have [hæv] мати, володіти
have dinner – обідати
have fun – веселитися
have a good time – гарно проводити час
have tea – пити чай
heart [hɑːt] серце
heavy [ˈhevi] важкий, великої ваги
help [help] допомагати
hen [hen] курка
her [hɜː] її; свій; що належить їй
here [hɪə] тут; сюди; ось
hide-and-seek [ˈhaɪəndˈsiːk] гра у хованки
high [haɪ] високий, заввишки у
him його, йому
his [hɪz] його, свій; що належить йому
hollow [ˈhɒləʊ] душло; виїмка
home [həʊm] дім, житло; сім'я
homework [ˈhəʊmwɜːk] домашня робота
hop [hɒp] стрибати, підстрибувати
hospital [ˈhɒspɪtəl] лікарня

hot dog [ˌhɒtˈdɒɡ] хотдог
hotel [həʊˈtel] готель
household [ˈhaʊshəʊld] (домашнє) господарство
household chores [tʃɔːz] – домашні клопоти по господарству
householding [ˈhaʊshəʊldɪŋ] домашнє господарство
hundred [ˈhʌndrəd] сто
hungry [ˈhʌŋɡri] голодний
husband [ˈhʌzbənd] чоловік

I

I [aɪ] я
ice-cream [aɪsˈkriːm] (вершкове) морозиво
idea [aɪˈdɪə] думка, ідея
inside [ɪnˈsaɪd] усередині; усередину
interest [ˈɪntrɪst] інтерес, зацікавленість; важливість, значення
place of interest – визначне місце
interesting [ˈɪntrɪstɪŋ] цікавий; важливий
international [ˌɪntəˈnæʃənl] міжнародний
interview [ˈɪntəvjuː] 1. інтерв'ю
2. розпитувати, брати інтерв'ю
into [ˈɪntu] *вказує на рух усередину*
introduce [ˌɪntrəˈdjuːs] відрекомендувати, знайомити
introduction [ˌɪntrəˈdʌkʃn] вступ; знайомство
invitation [ˌɪnvɪˈteɪʃn] запрошення
invite [ɪnˈvaɪt] запрошувати
iron [ˈaɪən] 1. праска 2. прасувати
Italy [ˈɪtəli] Італія

J

jacket [ˈdʒæktɪ] куртка, жакет
January [ˈdʒænjʊəri] січень
jar [dʒɑː] банка, глечик, кухоль

join [dʒɔɪn] приєднуватися; зв'язувати, поєднувати

July [dʒu:'laɪ] липень

jump [dʒʌmp] стрибати

June [dʒu:n] червень

jungle [dʒʌŋɡl] джунглі

K

key [ki:] ключ

kid [kɪd] дитина

kilometre ['kɪlə'mi:tə] кілометр

king [kɪŋ] король; цар, володар

kite [kaɪt] паперовий змій

L

lady ['leɪdɪ] леді, дама, пані

large [lɑ:dʒ] великий

last [lɑ:st] останній; минулий

late [leɪt] пізній; який спізнився

leaf [li:f] листок

learn [lɜ:n] вивчати, учити

leave [li:v] залишати, покидати, від'їжджати

leaves [li:vz] *pl* від **leaf**

left [left] лівий

lettuce ['letɪs] салат-латук

library ['laɪbrərɪ] бібліотека

life [laɪf] життя

light [laɪt] світлий; легкий, нетяжкий

light switch – вимикач

like [laɪk] **1.** як **2.** подобатися, любити

list [lɪst] список

live [lɪv] жити

long [lɒŋ] довгий

look [lʊk] **1.** погляд **2.** дивитися

have a look – подивитися, глянути, ознайомитися

look like – бути схожим

look up шукати (*в словнику тощо*); наводити (*довідку*)

lot [lɒt] велика кількість, безліч

love [lʌv] **1.** любов **2.** любити

lovely ['lʌvli] милий, гарний, привабливий

luck [lʌk] удача, везіння

lunch [lʌntʃ] обід, ленч, другий сніданок (*о 12–14 год*)

M

magazine [ˌmæɡəzi:n] журнал

magic ['mædʒɪk] **1.** чари **2.** чарівний

make [meɪk] робити, виготовляти; створювати; прибирати, наводити порядок

make one's bed – застеляти ліжко

man [mæn] чоловік; людина

many ['meni] **1.** багато, велика кількість **2.** багато, багато які, численні

how many – скільки (*із злічуваними іменниками*)

March [mɑ:tʃ] березень

market ['mɑ:kɪt] ринок

Mars [mɑ:z] Марс (*планета*)

match [mætʃ] підходити під пару; відповідати

May [meɪ] травень

may [meɪ] модальне дієслово, що виражає припущення, можливість, прохання

me [mi:] мене, мені

meal [mi:l] їда; прийняття їжі

meat [mi:t] м'ясо

medicine ['medsn] ліки, медикамент

meet [mi:t] зустрічати; зустрічатися

memo ['meməʊ] (*скор. від memorandum*) меморандум, пам'ятка

men [men] *pl* від **man**

mermaid ['mɜ:meɪd] русалка

meteor ['mi:tɪə] метеор

metre ['mi:tə] метр (*міра*)

metro ['metrəʊ] метро, метрополітен

microwave oven ['maɪkrəweɪv'ʌvən]

мікрохвильова піч

middle ['mɪdl] **1.** середина **2.** середній
in the middle of – посередині
milky ['mɪlki] молочний
million ['mɪljən] мільйон
mime [maɪm] міміка, жестикуляція
mind [maɪnd] розум
minute ['mɪnɪt] хвилина
mirror ['mɪrə] дзеркало
money ['mʌni] гроші
month [mʌnθ] місяць (*про час*)
Moon (the) [mu:n] *астр.* Місяць
mount [maʊnt] гора
mouth [maʊθ] рот
move [mu:v] рухати(ся)
much [mʌtʃ] багато (*з незлічуваними іменниками*)

how much – скільки (*з незлічуваними іменниками*)

music ['mjuzɪk] музика

N

national ['næʃənl] національний
nationality [ˌnæʃə'nælɪti] національність

nature ['neɪtʃə] природа

near [nɪə] біля, близько

need [ni:d] потребувати, мати потребу

never ['nevə] ніколи

newsagent ['nju:z,eɪdʒənt] газетний кіоскер; власник газетного кіоску

newspaper ['nju:s,peɪpə] газета

next [nekst] наступний

next to – поряд, біля

New Zealand [ˌnju:'zi:lənd] Нова Зеландія

New Zealander [ˌnju:'zi:ləndə] новозеландець; новозеландка

nineteen [ˌnaɪn'ti:n] дев'ятнадцять

ninety ['naɪntɪ] дев'яносто

noise [nɔɪz] шум, галас

November [nə'vembə] листопад

O

ocean ['eɪʃn] океан

October [ɒk'təʊbə] жовтень

often ['ɒfn] часто

oil [ɔɪl] олія

onion ['ɒnjən] цибуля

only ['əʊnli] тільки, лише

open ['əʊpən] відкритий

in the open – надворі, на свіжому повітрі

opposite ['ɒpəzɪt] **1.** протилежний; розташований навпроти **2.** навпроти, проти

or [ɔ:] чи, або

orange ['ɒrɪndʒ] апельсин

our [aʊə] наш

outside ['aʊtsaɪd] зовні

own [əʊn] власний, свій

P

pack [pæk] пачка, пакунок

page [peɪdʒ] сторінка

pair [peə] пара

palace ['pælɪs] палац

pants [pænts] штани, брюки

pass [pɑ:s] передавати

past [pɑ:st] **1.** минулий **2.** мимо, повз; понад

pease [pi:z] горох; горошина

pence [pens] *pl від penny*

penny [penɪ] пенні, пенс

people ['pi:pl] народ, нація; *збірн.* люди

person ['pɜ:sn] особа; людина

phone [fəʊn] телефон

photo ['fəʊtəʊ] фото

pick (up) [pɪk (ʌp)] збирати, знімати (*плоди*); зривати (*квіти*)

picnic ['pɪknɪk] пікнік

pie [paɪ] пиріг

pizza ['pi:tʃə] піца

plane [pleɪn] літак

planet ['plænit] планета
plant [plɑ:nt] саджати
plastic ['plæstɪk] пластмаса
pleasant ['pleznt] приємний, милий, славний
poem ['pəʊm] вірш, поема
policeman [pə'li:smən] полісмен, поліцейський
postcard ['pəʊstkɑ:d] поштова листівка
post office ['pəʊst,ɒfɪs] пошта; поштове відділення
potato [pə'teɪtəʊ] картопля; картоплина
pound [paʊnd] фунт стерлінгів (грошова одиниця Великобританії; = 100 пенсам)
practise ['præktɪs] практикувати(ся), тренувати(ся)
present ['preznt] теперішній
prince [prɪns] принц
princess [prɪn'ses] принцеса
programme ['prəʊdʒræm] програма
pull [pʊl] тягти (на себе)
push [pʊʃ] штовхати (від себе)
put [pʊt] класти, ставити
put on ['pʊt 'ɒn] надівати
puzzle ['pʌzl] загадка, головоломка

Q

quarter ['kwɔ:tə] чверть; чверть години
queen [kwi:n] королева
question ['kwestʃən] питання, запитання
quick [kwɪk] швидкий
quiz [kwɪz] контрольне опитування; серія запитань

R

radish ['rædɪʃ] редиска
raincoat ['reɪnkəʊt] плащ
ready ['redi] готовий

real [riəl] справжній
revision [rɪ'vɪʒn] повторення, перегляд
rice [raɪs] рис
ride [raɪd] їхати верхи (на коні, велосипеді тощо)
right [raɪt] правий
river ['rɪvə] річка
rocket ['rɒkɪt] ракета; реактивний снаряд
role-play ['rəʊlpleɪ] 1. рольова гра
2. розігрувати роль; читати по ролях
round [raʊnd] 1. круглий 2. навколо

S

sad [sæd] сумний
safari [sə'fɑ:ri] сафарі, мисливська експедиція
safari park – зоопарк «сафарі» (з безклітковим утриманням тварин)
salad ['sæləd] салат
salt [sɔ:lt] сіль
scarf [skɑ:f] шарф
scientist ['saɪəntɪst] науковець
sea [si:] море
seaside ['si:saɪd] морське узбережжя
second ['sekənd] другий (числом)
sell [sel] продавати
sentence ['sentəns] речення
service ['sɜ:vis] обслуговування, сервіс
seventeen [,sevnti:n] сімнадцять
seventy ['sevntɪ] сімдесят
shampoo [ʃæm'pu:] шампунь
shine [ʃaɪn] світити, сяяти
shoe [ʃu:] черевик, туфля
short [ʃɔ:t] короткий, низький
shorts [ʃɔ:ts] шорти
should [ʃʊd] модал. дієслово повинен; слід
shout [ʃaʊt] кричати
show [ʃəʊ] 1. шоу 2. показувати
simple ['sɪmpl] простий, нескладний

sixteen [ˌsɪksˈtiːn] шістнадцять
sixty [ˈsɪksɪtɪ] шістдесят
size [saɪz] розмір
skate [skeɪt] кататися на ковзанах
ski [skiː] ходити на лижах
sleep [sliːp] спати
soap [səʊp] мило
sofa [ˈsəʊfə] диван
some [sʌm] кілька, трохи, небагато
sometimes [ˈsʌmtaɪmz] іноді, інколи
soon [suːn] скоро
sorry [ˈsɒri] який шкодує (жалкує)
sound [saʊnd] звук
souvenir [ˌsuːvəˈniə] сувенір
space [speɪs] космос
Spain [speɪn] Іспанія
spell [spel] писати (вимовляти) по літерах (*слово*)
spinach [ˈspɪnɪdʒ] шпинат
square [skweə] площа
St. [sənt] (*скор. від Saint*) рел. Святий
stadium [ˈsteɪdɪəm] стадіон
stamp [stæmp] марка (*поштова*)
star [stɑː] зірка
start [stɑ:t] починати; зрушити; *спорт.* стартувати
station [ˈsteɪʃn] станція, вокзал
stay [steɪ] перебувати; залишатися, зупинятися
story [ˈstɔːri] розповідь, оповідання
straight [streɪt] **1.** прямиий **2.** прямо
street [stri:t] вулиця
in/on the street – на вулиці
strong [strɒŋ] сильний
sum [sʌm] задача, приклад
surname [ˈsɜːneɪm] прізвище
sweater [ˈswetə] светр
sweep [swi:p] підмітати
sweet [ˈswi:t] **1.** цукерка **2.** солодкий
sweetheart [ˈswi:θɑ:t] дорогий, милий (*у зверненні*)

switch [swɪtʃ] перемикати; вмикати
switch off – вимикати
switch on – вмикати

T

take [teɪk] брати, взяти
take a bus – сідати в автобус
take one's turn – дотримуватися черги
take photos – фотографувати, знімати
tall [tɔ:l] високий (*про зріст*)
task [tɑːsk] завдання
teach [ti:tʃ] навчати
tense [tens] *грам.* час
terrible [ˈterəbl] жахливий, страхітливий
theatre [ˈθətə] театр
their [ðeə] їх, їхній; свій, свої
them [θɛm] їм, їх; себе, собою
theme [θi:m] тема, предмет (розмови)
then [ðen] потім, після; тоді
there [ðeə] там; туди; он, от, ось
thin [θɪn] тонкий; худий
thing [θɪŋ] річ, предмет; справа
think [θɪŋk] думати
third [θɜːd] третій
thirsty [ˈθɜːsti] спраглий; який відчуває спрагу
thirteen [ˈθɜːtiːn] тринадцять
thirty [ˈθɜːti] тридцять
thousand [ˈθaʊznd] тисяча
throw [θrəʊ] кидати
ticket [ˈtɪkɪt] квиток
tidy [ˈtaɪdi] прибирати
time [taɪm] час
timetable [ˈtaɪm,teɪbl] розклад
too [tuː] також
toothpaste [ˈtuːθpeɪst] зубна паста
tourist [ˈtuərist] турист
tower [taʊə] башта, фортеця

town [taʊn] місто
tradition [trə'dɪʃn] традиція
traditional [trə'dɪʃnl] традиційний
trainers ['treɪnəz] кросівки
travel ['trævl] **1.** подорож
2. подорожувати
treasure ['treɪzə] скарб
true [tru:] правильний; істинний;
точний
try [traɪ] намагатися
try on – приміряти
turn [tɜ:n] повертати
turn off – закривати (*кран*)
turn on – відкривати (*кран*)
twelve [twelv] дванадцять
twenty ['twenti] двадцять

U

Ukraine [ju:'kreɪn] Україна
Ukrainian [ju:'kreɪniən] **1.** українець;
українка **2.** український
uncle ['ʌŋkl] дядько
underground ['ʌndəgraʊnd] (**the**)
метро
unit ['ju:nɪt] розділ
up [ʌp] угору, по, в, на, у напрямі до
upstairs [ʌp'steɪz] на верхньому
поверсі; нагорі
us [ʌs] нас
USA [ˌju:es'eɪ] (**the**) США, Сполучені
Штати Америки
usually ['ju:ʒəli] звичайно

V

vacuum cleaner ['vækjuəm,kli:nə] пи-
лосос
vanilla [və'nɪlə] ванільний
verb [vɜ:b] дієслово
very ['veri] дуже
village ['vɪlɪdʒ] село
visit ['vɪzɪt] відвідувати

W

wake (up) [weɪk (ʌp)] прокидатися
walk [wɔ:k] **1.** ходьба, прогулянка
пішки **2.** ходити пішки,
прогулюватися
walkman ['wɔ:kməŋ] плеєр
wardrobe ['wɔ:drəʊb] шафа для одягу
warm [wɔ:m] теплий
wash [wɒʃ] мити; митися
wash up – мити посуд
washing machine ['wɒʃɪŋməʃɪn]
пральна машина
watch [wɒtʃ] дивитися
way [weɪ] шлях
make one's way to – іти (рухатися)
у якомусь напрямку
weak [wi:k] слабкий
weekday ['wi:kdeɪ] будень, буденний
день
weekend ['wi:kend] дні відпочинку з
п'ятниці (суботи) до понеділка
what [wɒt] **1.** який; котрий **2.** що
when [wen] коли
where [weə] де; куди
which [wɪtʃ] який, котрий
whose [hu:z] чий
why [waɪ] чому
wild [waɪld] дикий
win [wɪn] перемагати, вигравати
winner ['wɪnə] переможець
woman ['wʊmən] жінка
wonderful ['wʌndəfʊl] чудовий
wood [wʊd] **1.** дерево (*матеріал*)
2. дерев'яний
word [wɜ:d] слово
work [wɜ:k] **1.** робота **2.** працювати
world [wɜ:ld] світ
wrong [rʊŋ] неправильний

Y

young [jʌŋ] молодий

SOUNDS (ЗВУКИ)

VOWELS (ГОЛОСИ)

- [i:] **meet, eat, people, teacher**
- [ɪ] **sit, swim, quick, middle, hill**
- [e] **then, pencil, when, welcome**
- [æ] **capital, happy, apple, hat**
- [ɑ:] **car, ask, answer, last, fast, dark**
- [ɒ] **not, dog, want, what, sorry**
- [ɔ:] **more, store, corner, autumn, four**
- [ʊ] **took, look, put, book, good, food**
- [u:] **moon, school, too, soup, move**
- [ʌ] **sun, Sunday, come, front, other, cover**
- [ɜ:] **turn, girl, third, hurt, bird, fur**
- [ə] **about, ago, above**

DIPHTHONGS (ДИФТОНГИ)

- [eɪ] **day, wake, change, famous**
- [aɪ] **nine, fine, nice, high, light, fight**
- [ɔɪ] **boy, toy, enjoy, noise**
- [aʊ] **now, down, town, round, sound, house**
- [əʊ] **no, go, coat, clothes, cold, snow, know**
- [ɪə] **here, near, dear, real, really**
- [eə] **chair, square, their, air**
- [ʊə] **sure, surely, insure**

TRIPHTHONGS (ТРИФТОНГИ)

- [aɪə] **higher, tired, fire**
- [aʊə] **our, tower, flower**

CONSONANTS
(ПРИГОЛОСНІ)

Voiceless Consonants

(Глухі приголосні)

- [p] **P**eter, **p**ut
- [f] **f**ive, **f**our
- [θ] **th**ink, **th**ank
- [t] **t**ent, **l**ittle, **w**ent
- [s] **s**it, **l**ast, **c**ircus
- [ʃ] **sh**elf, **sh**e, **sh**ee**p**, **fish**
- [k] **c**ake, **l**ook, **k**angaroo
- [h] **h**ill, **h**im, **h**er, **h**ome

Voiced Consonants

(Дзвінкі приголосні)

- [b] **b**icycle, **b**ig
- [v] **v**ery, **f**ive
- [ð] **th**em, **f**ather, **w**ith
- [d] **d**id, **s**tand, **m**iddle
- [z] **z**oo, **c**ries, **r**ose
- [ʒ] **d**ivision, **c**losure, **p**leasure
- [g] **g**ive, **b**ig, **d**ig

Sonants

(Сонанти)

- [ŋ] **s**ong, **E**nglish, **b**ring
- [l] **l**ittle, **s**till, **l**etter
- [m] **m**inute, **s**wim, **w**elcome
- [n] **n**ow, **m**orning, **n**ose
- [r] **r**eady, **r**est, **b**ring
- [w] **w**e, **t**welve, **w**ind
- [j] **y**es, **y**esterday, **y**ellow

Affricates

(Складні приголосні)

- [tʃ] **ch**ess, **ch**eacher, **ch**air
- [dʒ] **l**arge, **b**adge, **j**ump, **g**iraffe



НАВЧАЛЬНА
КНИГА

ISBN 966-329-002-1



9 789663 290027 >