

Oksana Karpiuk



# ENGLISH 4

PUPIL'S BOOK



БЕЗКОШТОВНА  
МУЛЬТИМЕДІЙНА  
ПРОГРАМА  
(ДИВ. ТИТУЛЬНИЙ  
РОЗВОРІТ)



# Англійська мова

Карпюк О. Д.

## «Англійська мова»

підручник для 4 класу  
загальноосвітніх навчальних закладів

# CONTENTS

**Introduction** Personal Information 4-9

**Unit 1** Getting Ready for School! 10-33

**Unit 2** Free Time 34-65

**Unit 3** Let's Celebrate! 66-97

**Unit 4** The World of Nature 98-127

**Unit 5** My City — My Home 128-155

**Unit 6** On The Move 156-189

**Appendix** Vocabulary 190-196

Tapescripts 197-199

1



Listen and chant the rhyme.

**LET'S LEARN ENGLISH!**

What's your name?

How old are you?

What's your e-mail?

Your telephone, too?

Let's learn English — 1,2,3!

Let's learn English,  
you and me!

2



Listen and point to the right name.

a B-I-L-L

e K-A-T-E

b L-I-Z

f N-I-C-K

c T-A-R-A-S

g V-I-C-K-Y

d M-A-X

h O-K-S-A-N-A

3



Spell the names.

D-A-N

B-O-H-D-A-N

M-A-R-Y

P-O-L-L-Y

A-N-N

T-O-N-Y

**Remember!****She** → **Her****He** → **His**

This is a girl.

This is a boy.

**Her** name is Mary.**His** name is Bill.



## 4 Listen and complete.

- Hello, what's your name?
- Olena ...
- How old are you?
- I'm ...
- What's your telephone number?
- It's 0038-067-... - 6536
- What's your e-mail?
- It's ...@i.ua
- Thank you, Olena.



ten,  
Voitenko,  
903,  
Olena

## 5 Read and speak about the girl.



- This is a boy.
- His name is Bill.
- His surname is Smith.
- He is from England.
- He is nine.
- He is a pupil in Year 4.
- His e-mail is billsmith@post.com
- His telephone number is 0044-730-287-5878



- This is ...
- Her name is ...
- .....

Mary, Black, Spain, ten,  
Year 4, Mar@gmail.com,  
0085-412-207-3443

1



Listen and sing the song.



1, 2, 3, 4, 5

Say the numbers.

You can try.

6, 7, 8, 9, 10

It's so easy.

Try again.

20, 30, 45

Say the numbers.

You can try.

50, 60, 72

I can do it,

So can you.

2



Read the numbers.

thirteen  
fourteen  
fifteen

sixteen  
seventeen  
eighteen

eight

two  
three  
four

nineteen  
twenty

eleven  
twelve

3



Listen and repeat.

20 twenty

50 fifty

80 eighty

30 thirty

60 sixty

90 ninety

40 forty

70 seventy

100 hundred

4



Listen and read these numbers.

27 twenty-seven

34 thirty-four

46 forty-six

51 fifty-one

68 sixty-eight

75 seventy-five

82 eighty-two

93 ninety-three

200 two hundred

500 five hundred

**Remember!**



You say: 61

You write: sixty-one

5



Say the numbers.

22

44

66

88

33

55

77

99

6



Listen and point to the number you hear.

- a) 10 or 2?
- b) 1 or 21?
- c) 13 or 30?
- d) 40 or 14?
- e) 33 or 43?
- f) 51 or 15?
- g) 16 or 60?



1  Match and act out.

- |                        |                             |
|------------------------|-----------------------------|
| 1 What's your name?    | a I'm nine years old.       |
| 2 What's your surname? | b It's galy@post.com        |
| 3 What's your e-mail?  | c My name is Halyna.        |
| 4 How old are you?     | d My surname is Bondarenko. |
| 5 Where are you from?  | e I am from Ukraine.        |

2   Ask and answer in pairs.

- 1 What's your name?
- 2 How old are you?
- 3 Are you a pupil?
- 4 What's your e-mail?
- 5 What's your telephone number?
- 6 Where are you from?

3  Read and say about the presents from Ukraine.

**TARAS WRITES TO BILL**  
 This is Taras Petrenko.  
 He is from Ukraine.  
 His favourite sport is football.  
 He likes playing computer games, too.





His favourite colour is blue. Taras likes English.

In his letters he tells Bill about Ukraine, his family and friends. Bill has got some presents from Taras. They are Christmas Vertep photos and pysankas, coloured Easter eggs.



4



Say if the sentences are true or false.

- 1 Taras is Bill's e-mail friend.
- 2 His favourite sport is volleyball.
- 3 Taras likes playing football.
- 4 His favourite lesson is English.
- 5 Taras is from England.

5



Do the project and play the game.

### WHO IS IT?

- 1 Take a piece of paper.
- 2 Write about your classmate.
- 3 In class put all the pieces of paper in a box.
- 4 Draw one out<sup>1</sup> and read it.
- 5 Guess who it is.



*It's a girl.  
Her favourite sport is ...  
Her favourite colour (lesson) is ...  
Her e-mail address (phone number) is ...  
Her friend is ...*

<sup>1</sup>to draw out  
— витягати (з)

1



Listen and repeat.



scissors  
[ˈsɪzəz]



markers  
[ˈmɑ:kə]



glue  
[glu:]



crayons [ˈkreɪɒn]



shop [ʃɒp]

2



Listen and say.



*Nick:* I need a pen,  
please.

*Shop assistant:* What  
colour?

*Nick:* Blue.

*Shop assistant:* That's  
two pounds,  
please.

*Nick:* Thank you.



3



Ask and answer in pairs.



— What do you need

 for school?  
 for English lesson?  
 for Maths?


— I need ...



4



Look and say.

It's six  
o'clock.It's half  
past six.It's eleven  
o'clock.It's half  
past eleven.

5



Listen and read.

Dear Children,  
 Welcome to form 4. School starts on  
 Tuesday at 8 o'clock. You need two  
 copybooks, a pen, a pencil, an eraser  
 and markers. School is over at 12 o'clock.  
 See you on Tuesday in room 24.  
 Your new teacher,  
 Mrs Edwards.



6



Choose and say.

- |   |  |
|---|--|
| <p>1 School starts on...</p> <p>a) <i>Monday</i></p> <p>b) <i>Tuesday</i></p> <p>c) <i>Wednesday</i></p> <p>2 Children need...</p> <p>a) <i>a pen and scissors</i></p> <p>b) <i>markers and glue</i></p> <p>c) <i>copybooks and markers</i></p> | <p>3 School is over at...</p> <p>a) <i>12 o'clock</i></p> <p>b) <i>8 o'clock</i></p> <p>c) <i>10 o'clock</i></p> <p>4 Their teacher's name is ...</p> <p>a) <i>Mrs Alison</i></p> <p>b) <i>Miss Wilkins</i></p> <p>c) <i>Mrs Edwards</i></p> |
|---|--|

7



Listen and say the rhyme.



Hold up your pencil!  
 Hold up your book!  
 Open it and take a look!  
 Use your book.  
 And put it down!  
 Touch the floor and turn around.



1



Listen and read.

**a uniform** ['ju:nifo:m] school uniform, to wear a uniform. Do you wear a uniform for school? I like my new school uniform.

**be over** [bi'əʊvə] School is over, we can play. Summer is over, September comes. Holidays are over, and we go to school.

**feel** [fi:l], (**felt**) feel sorry, feel sad. I feel happy. I've got my birthday today. She feels sorry, her pet is ill. How do you feel? — I feel sad.

2



Listen and say.



*Vicky:* Hello, Kate. How are you?

Are you ready for school?

*Kate:* Well, I am fine.

I've got a new uniform  
and a new bag  
this year. What  
about you?

*Vicky:* My old uniform is OK.

Well, I feel sad...

*Kate:* Why?

*Vicky:* Summer is over.

Holidays are over...

*Kate:* So what? We are  
going to meet at school.  
Isn't it nice?



3



Say if it is true or false.

- 1 Vicky has got an old uniform this year.
- 2 Vicky is happy to go to school.
- 3 Kate has got a new bag and a new uniform this year.
- 4 Kate feels sad because summer is over.
- 5 Kate is happy to meet her friends at school.

4



Talk with your friend.



A: Hello! How are you?

B: Well, I feel...

A: Are you ready for school?

B: I've got a new... And you?

A: ...



I feel happy!



I am fine (OK).



I feel sad.

5



Listen and say the rhyme.

I've got pencils in my bag,  
Books and markers, too.  
I've got copybooks and a ruler,  
Scissors and some glue.

I've got crayons in my bag,  
White, red, and blue.  
I've got orange, brown and grey,  
Green and yellow, too.





## 1 Read and match.



- a) Bob's Books  
b) Hamburger Hut  
c) School Bazaar  
d) Sweet World  
e) Clothes for You

<p>1 3 for 2 pounds</p> <p><b>YUMMY BARS</b> Chocolate, vanilla, mango, banana</p> <p>Tel: 747 3186 / 7</p> 	<p>2 <b>OPENING SPECIAL</b></p> <p>Buy jeans – get a free hat!</p> <p>Tel: 747 1389</p> 
<p>3 <b>THIS WEEK</b></p> <p><b>BACK TO SCHOOL SPECIAL</b></p> <p><b>50%</b> off all school bags blue, red, black and purple</p> <p>Tel: 747 2970</p> 	<p>4 <b>THIS WEEK ONLY:</b></p> <p>Sunday - Thursday Buy a hamburger and chips, get a free cola</p> <p>Tel: 747 5893</p> 
<p>5 <b>BOOKS!</b></p> <p>Buy 1, get 1 free. Children's books, copybooks and more!</p> <p>Tel: 747 6087</p> 	

2



Listen and say.



*Nick:* Hi, Bill! Are you ready for school?

*Bill:* Well, I am going to buy a new bag. What about you?

*Nick:* I am going to buy a ruler and some copybooks.

*Bill:* Let's go to the shop together!

*Nick:* OK.

Remember!



I am

You are

He / she is

going to

buy a new uniform.

play a game.

read a book.

3



Complete with the words from the boxes.

a pen, books, an eraser, four, a drink,  
my schoolbag, copybooks, a sandwich,  
pencil-box, a ruler, glue, fruit, cake

am going to

is going to



This is my schoolbag. I am going to wear it on my back. I am going to put ... and ... in it. I ... to put ... , ... ,



... and ... . I get hungry every day around 10 o'clock, so I ... to put ... in my schoolbag. I usually like to have ... . This year I ... to be in Year ... at school. My teacher ... to meet us in room 24.



4



Talk with your friend. Use task 1 on page 15.



A: I am going to buy new jeans.

B: Go to the *Clothes for You*.

They've got jeans there.



chocolate

schoolbag

hamburger

some books

a drink

vanilla cake

a red bag

a nice hat

copybooks

1



Listen and repeat.



pocket ['pɒkɪt]



badge [bædʒ]



uniform ['ju:nɪfɔ:m]

2



Listen and read.

### A School Uniform

Mike Stones is an English schoolboy. He goes to school in London.

When he goes to school he wears a white shirt and a tie with the colours of his school. He wears a school jacket. His jacket is blue, the colour of his school. He has got the school badge on the pocket of his jacket. He has got his school badge on his cap, too.

Winter in England is not very cold. It does not snow much, but it often rains. Mike often wears a raincoat in winter.



3



Answer the questions.

- Where does Mike go to school?
- Does he wear a tie?
- What colour is his jacket? Why?
- What has he got on his pocket?
- Does it snow much in winter in England?
- What does Mike Jones often wear in winter?

4



Work in pairs.

Pupil A, speak about you classmate.

Don't say his / her name.

Pupil B, try to guess who he / she is.

— What is your classmate's name?

— Is he / she tall?

— What colour is his / her hair?

— Has he / she got long or short hair?

— What colour are his / her eyes?

— What is he / she wearing today?



5



Look and describe the uniforms.



①



②



③



④

6

Design the uniform<sup>1</sup> for your school. Describe it.

<sup>1</sup>to design [dɪ'zain] the uniform — розробити зразок шкільної форми.

1



Listen and say.



*Kate:* I am going to study Art. It's my favourite subject.

*Vicky:* Why do you like Art so much?

*Kate:* I like painting and making things with my hands.

*Vicky:* Are you going to study German?

*Kate:* No I am not. I am going to study French this year.

2



Ask and answer.



A: Are you going to study...?

B: Yes, I am. / No, I am not. I am going to study ... , ... and ... this year.







$$2 + 2 = ?$$


**Remember!**


I **am going to** study Art **next** year.

I **am not going to** study German.

**What are** you **going to** study next year?

Melany **is going to** take Computer Science.

She **is not going to** take Art.

Is your brother **going to** take Computer Sciences, too?

**What is** he **going to** take?

**3**

**Choose and say.**

- 1 What subjects (*are / is*) you going to take?
- 2 (*Is / are*) your sister going to study Music at school?
- 3 Dan (*are going to / is going to*) play football tomorrow.
- 4 What time (*am / is*) it going to start?
- 5 My friends (*are going to / is going to*) move to a new school next year.
- 6 What (*are / am*) you going to buy?
- 7 Liz (*are / is*) not going to play dolls.
- 8 What uniform (*is / are*) Tom going to choose?

4



Listen and read.

**after** [ˈɑːftə] Autumn comes after summer.

February comes after January. What lesson comes after Maths today?

**before** [bɪˈfɔː] February comes before March.

Autumn comes before winter. What day is before Tuesday? — Monday is.

**class** [klaːs] classes, in class, after classes, before classes. Do you speak English in class? I don't play before classes.

5



Look at your timetable for today and say.



- What lesson comes after Maths?
- What lesson have you got before Reading?
- What is before Maths?
- What is after Reading?





1



Listen, then say if the sentences are true or false.

- 1 Ann has got Reading on Mondays.
- 2 Sam has got Maths on Wednesdays.
- 3 Jane's favourite lesson is Maths.
- 4 Jane likes writing and reading.
- 5 Jim likes PE lessons.



2



Read and match.



I like Maths.

I like English.



I like Computer Studies.



I like Art.



I like Science.

- a) She likes painting pictures.
- b) He likes doing sums.
- c) He likes reading English books.
- d) She likes reading about animals.
- e) She likes doing projects on her computer.

3



Ask and answer.



A: Do you ... (read stories) in Maths?

B: Yes, I do. / No, I don't.

A: What do you do in Art?

B: I ...



Music, History, Science, Ukrainian, French,  
Computer Science, English, Reading, PE

4



Work in pairs. Do the interview.

- 1 What's your favourite day of the week?
- 2 What time do you go to school?
- 3 What time do you usually get up on that day?
- 4 How many lessons have you got?
- 5 What is your favourite lesson?
- 6 What do you usually do in this lesson?



5



Tell your classmates what you usually do:

- before classes;
- in class;
- after classes.

6



Write about your favourite day.

... is my favourite day. I usually ... on that day.  
I get up ... I like ...  
After classes ...

1



Listen and read.

a **test** [test] to have a test. We've got a test on English. Schoolchildren are having a test on Nature Study now. What are you going to do after the test? How many tests have you got this week?

2



Listen and say.

*Vicky:* What are you going to do on Thursday?

*Bill:* I don't know. Why?

*Vicky:* We are going to have a test on Maths on Friday. Can you help me to get ready?

*Bill:* Of course, I can. When will we meet?

*Vicky:* Can we meet after the lessons on Thursday?

*Bill:* OK. We'll meet at 2 o'clock. See you.

*Vicky:* Thanks a lot. Bye-Bye!



We do sums **in** Maths.  
*but*

We have a test **on** Maths.

Remember!

**at**

four o'clock  
night  
the lesson

## Remember!



**in** | the evening / the morning / the afternoon  
summer / autumn / September / May

**on** | Tuesday  
Monday morning / Saturday evening

**3** Ask and answer in pairs.

- 1 What is Vicky going to have on Thursday?
- 2 Is Bill going to help Vicky before the test?
- 3 What day is Bill going to help Vicky?
- 4 What time are they going to meet?

**4** Talk to your classmate.


A: What are you going to do  
on / in / at ...?

B: I am going to ... And you?

A: Well, I am going to ...


**5** Fill in 'at', 'on', 'in', 'after' or 'before'.

- a) Sam gets up ... eight o'clock in the morning.
- b) They clean their teeth ... the morning.
- c) They play football ... classes.
- e) Yesterday we had a test ... Ukrainian.
- f) I never play with my friends ... classes.



1



Listen and read.

PRIMARY<sup>1</sup> SCHOOLS IN ENGLAND

In England schools have got names, not numbers. For example, schools have got names like Graveney<sup>2</sup> School or Gedar Grove<sup>3</sup> School.

Primary schools teach children from 5 to 11 years old. The school year begins in September. Classes usually begin at nine. Pupils have got a glass of milk or a glass of orange juice at eleven. At half past eleven or at one o'clock they usually have got lunch: meat, pudding or a cake and juice.

Pupils often sit on the carpet on the floor and listen to the teacher. Usually they have some pets in class: hamsters, rabbits, birds or fish. Teachers like to read or tell interesting stories. English pupils often play outdoors during breaks<sup>4</sup>.

<sup>1</sup> Primary [ˈpraɪməri] — початковий

<sup>2</sup> Graveney [ˈɡreɪvəni] (назва школи)

<sup>3</sup> Gedar Grove [ˈdʒeda ˌɡroʊv]

(назва школи)

<sup>4</sup> a break [breɪk] — перерва



2



Choose and say.

- 1 In England schools have got ...  
a) *numbers*      b) *names*
- 2 The school year begins in ...  
a) *September*    b) *August*
- 3 English pupils usually have lunch ...  
a) *at home*        b) *at school*
- 4 During breaks they often ...  
a) *read books*    b) *play games*

3



Copy and complete.

- 1 English primary schools teach children from ...
- 2 Classes usually start ...
- 3 They usually have got lunch at ...
- 4 In classes pupils usually sit ...
- 5 Children like ...

4



Read and name:

- a) a thing pupils wear at school;
- b) a day of the week which comes after Monday;
- c) days of the week when pupils don't go to school;
- d) a lesson when pupils can run, jump and ski;
- e) a day of the week which is before Thursday;
- f) a lesson when pupils can make things.



## Remember!



I

I **get** up late.  
 I **go** to school.  
 I **wash** my face.  
 I **study** at school.  
 I **have** lunch at 12.  
 I **don't like** Maths.

My friend

He **gets** up early.  
 He **goes** to school.  
 He **washes** his face.  
 He **studies** at school.  
 He **has** lunch at 12.  
 He **doesn't like** PE.

5



Listen and read.

[s]

make — makes  
 work — works  
 walk — walks

[z]

read — reads  
 go — goes  
 come — comes

[ɪz]

watch — watches  
 brush — brushes  
 wash — washes

6



Interview your friend. Tell about his / her school.

- 1 What school do you study at?
- 2 How many lessons a day have you got?
- 3 When do your lessons start?
- 4 How many breaks have you got every day?
- 5 Where do you have lunch?
- 6 Do you wear a school uniform?
- 7 What don't you like about your school?

*Nick goes to the primary school.  
 He has five lessons a day.*



What's the time?

Remember!



It's a quarter  
[ˈkwɑːtə] to two.



It's a quarter  
past five.




It's half  
past nine.

1  Match the clocks to the sentences.

- a 04:45    14:45    b
- c 02:15    10:30    d
- e 04:15    12:30    f

- d It's half past ten.
- It's a quarter past two.
- It's a quarter past four.
- It's a quarter to five.
- It's half past twelve.
- It's a quarter to three.

2  Listen and read. Draw the clocks in your copybook.



Vicky usually gets up  
at a quarter past 7.



Vicky usually has her  
breakfast at a quarter to 8.



Vicky's school starts  
at half past 8.



Vicky usually goes to  
bed at half past 9.

**3** Copy and answer the questions.

- 1 What does Vicky do at a quarter to 8?
- 2 What time does Vicky go to bed?
- 3 When does Vicky's school start?
- 4 What does Vicky do at a quarter past 7?

**4** Tell class about your friend.



My friend's name is Bob.  
He gets up at a quarter to 7  
He goes to school at ...  
He has lunch at ...  
Bob does his homework at ...  
At ... he ...  
Bob has dinner at ...  
He usually goes to bed at ...



**5** Write about your day.

*I get up at a quarter past seven. I go to school at ...*



Now you can ...

1



... listen, choose and say.



Hi! I'm Ann.

Hi! I'm Dorian.



Hi! I'm Kate.

- |                                       |  |
|---------------------------------------|--|
| 1 Dorian's favourite subjects are ... | 3 Ann's favourite day at school is ... |
| a) <i>Science and French</i>          | a) <i>Monday</i> b) <i>Friday</i>      |
| b) <i>French and English</i>          | 4 Her favourite subject is             |
| 2 Mr Robinson is ...                  | English because she likes ...          |
| a) <i>very nice</i>                   | a) <i>reading</i>                      |
| b) <i>very beautiful</i>              | b) <i>the teacher</i>                  |

2

✓ ... read, then match to make the sentences on page 33.

## TIKI GOES TO SCHOOL

Tiki is eight. He is a little boy. He lives in Africa. Tiki goes to school. His school starts at 7 o'clock in the morning. There are 52 pupils in Tiki's class. The pupils play in the playground before classes. Some of them wear their school uniform: a white blouse or a shirt and a blue skirt and shorts in the





classroom. Others do not wear uniform because it is not comfortable when it is hot in the room.

Before classes they sing one or two songs. The pupils have classes five days a week. Every day they have five lessons. They study English, Maths, Nature Studies, PE, History, Music and Art. They have swimming, games and computer studies, too.

After classes Tiki plays football and then goes home. When he comes home, he has his lunch. He usually watches cartoons on TV before he does his homework.

- |   |                          |                             |
|---|--------------------------|-----------------------------|
| 1 Tiki's school starts ...                  | <input type="checkbox"/> | five days a week.           |
| 2 The school uniform is not comfortable ... | <input type="checkbox"/> | he watches cartoons on TV.  |
| 3 Pupils have classes ...                   | <input type="checkbox"/> | at 7 o'clock.               |
| 4 After classes the boys play football ...  | <input type="checkbox"/> | and then goes home.         |
| 5 Before ... he does his homework.          | <input type="checkbox"/> | when it is hot in the room. |

### 3 ✓ ... speak about Tiki and his school.

- Where is Tiki from?
- How many pupils are there in his class?
- What do pupils usually do before classes?
- Do all pupils wear a uniform?
- What does Tiki study at school?
- Does he have lunch in their school canteen?

### 4 ✓ ... write about your friend's day.

1



a) Listen about the kids' favourite toys.  
and say if the statements are true or false.

- 1 Rosie's favourite toy is a doll.
- 2 Steve's favourite sport is football.
- 3 Dorian's favourite toy is a computer game.
- 4 Ann's favourite comic is *Tom and Jerry*.
- 5 Martin's favourite toy is a helicopter.

b) Listen again and match the kids with their favourites.



Rosie



Steve



Dorian



Ann



Martin

2



Copy and fill in the table.

Write about your favourites. Then ask two friends.

Name	Toy	Colour	Sport

- 1 What's your favourite toy?
- 2 What's your favourite colour?
- 3 What's your favourite sport?

3



Read and find out the kids' favourite games.

Sashko and Vanya are from Ukraine. Their favourite game is chess. Chess is a board game.



Arturo and Paula are from Italy. They like playing the computer game about SpongeBob. SpongeBob is a cartoon hero. He lives in the sea. Arturo always wins the game.





## Remember!

We like games. **Our** favourite game is chess.

**They** play computer games.

**Their** computer games are new.

we → **our**

they → **their**

5

Fill in 'their' or 'our'.

- 1 My friends like sports. ... favourite sport is football.
- 2 We're in Class Four. ... teacher is a woman.
- 3 There are 36 pupils in class Four. ... classroom is new.
- 4 We go to Winding School. ... school is old.

6

Look on pages 39-40 and say.

Look at the ... in picture ...  
Their favourite game is ...



a



b



7



Work in a group of 3. Do the interview.

Mary: What are your names?

Tom: I am Tom.

Dan: And I am Dan.

Mary: What are your hobbies?

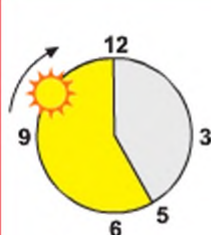
Dan: We like sports and computer games.

Mary: What's your favourite computer game?

Tom: Our favourite computer game is *SpongeBob*.

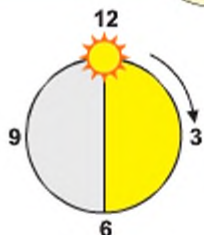


Remember!



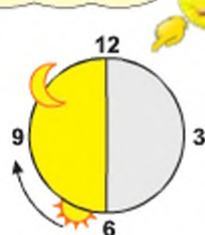
morning

5 am–12 am



afternoon

12 am–6 am



evening

6 pm–12 pm

1



Ask and answer.



- 1 What's your favourite part of the day?
- 2 What's the difference<sup>1</sup> between am and pm?
- 3 When do you usually listen to music: in the morning, in the afternoon or in the evening?
- 4 When do you usually play games?



2



a) Listen and read. Then match the sentences (1-6) with the pictures on page 42 (a-f).

- 1 I like evening best. Homework is done and I've got some time for my hobbies.
- 2 I play computer games or I solve maths riddles.
- 3 I sometimes read comics.

<sup>1</sup>a difference [ˌɪntəˈvju:ə] — різниця

- 4 I don't have time to watch TV, because I have swimming practice at 7 p.m.
- 5 But, every Saturday evening I borrow<sup>1</sup> a video from the video rental.
- 6 I watch comedies or action films with my parents at home.



(a)



(b)



(c)



(d)

<sup>1</sup>to borrow [ˈbɒrəʊ] — позичати, брати на прокат





b) Listen again, read and check<sup>1</sup>.

3



a) Look at these words and say what they mean<sup>2</sup>.

always

usually

often

sometimes

never

b) Complete the sentences about yourself.

I always ... in the morning.

I always ... in the afternoon.

I often ... before school.

I sometimes ... after school.

I never ... in the evening.

**Remember!**

- **Do** you **listen** to music every afternoon?  
— Yes, I **do**.
- **Do** you **play** computer games in the morning?  
— No, I **don't**.

**don't = do not**

<sup>1</sup>to check [tʃek] — перевіряти

<sup>2</sup>to mean [mi:n] — означати

4



Ask and answer in pairs.



- 1 Do you always have breakfast?
- 2 Do you wash your face in the morning?
- 3 Do you always wake up early?
- 4 Do you play computer games after school?
- 5 Do you sometimes forget<sup>1</sup> your homework?
- 6 Do you sometimes help your mum in the kitchen?
- 7 Do you study every day?
- 8 Do you watch TV every day?



5



a) Read and say what sentences are true for you.

- 1 I play volleyball.
- 2 I don't like mornings.
- 3 I don't listen to rap.
- 4 I help in the kitchen.
- 5 I don't read books about magic.
- 6 I watch videos every Saturday.
- 7 I don't play computer games.
- 8 I like English.

b) Listen to your classmates. Try to remember what they say.

c) Complete the sentences with the names of your classmates. Who does what?

- 1 ... plays volleyball.
- 2 ... doesn't like mornings.
- 3 ... doesn't listen to rap.

<sup>1</sup> to forget [fə'get] — забувати

- 4 ... helps in the kitchen.
- 5 ... doesn't read books about magic.
- 6 ... watches videos every Saturday.
- 7 ... doesn't play computer games.
- 8 ... likes English.

6



Listen and sing the rap.



Saturday is fun.  
 Saturday is great.  
 I'm never tired<sup>1</sup>.  
 I get up very late<sup>2</sup>.  
 Saturday, Saturday...

Saturday is super.  
 Saturday is cool.  
 I don't do my homework.  
 I don't go school.  
 Saturday, Saturday...




Saturday is perfect<sup>3</sup>.  
 It's my favourite day.  
 All I ever do  
 Is watch TV and play.  
 Saturday, Saturday...

<sup>1</sup> to be tired ['taɪəd] — бути змученим

<sup>2</sup> perfect ['pɜːfɪkt] — чудовий

<sup>3</sup> late [leɪt] — пізно

- 1  a) Speak on what you do when you come home from school.

I always...

I sometimes...

I often...

I never...

b) Listen to your classmates.

c) Speak about one of your classmates.

**Remember!**

**Does** he like playing tennis? Yes, he **does**.

**Does** she read books? No, she **doesn't**.

**does not = doesn't**

- 2   Look at the chart, ask and answer in pairs.



**Example:**

A: Does Ron like hockey?

B: Yes, he does.

A: Does he like painting?

B: No, he doesn't.



<i>name</i>	<i>likes</i>	<i>dislikes</i>
Ron	hockey	painting
Tom & Bob	stamps	skating
Mary & Vira	books	riding bikes
Linda	dolls	cars
Paul	sledging	books



## 3 a) Read and choose the correct word.



She always (*does / writes*) her homework.

She often (*eats / makes*) some tea.

She sometimes (*draws / reads*) a book.

She never (*watches / looks*) TV.

He always reads (*a comic / a story*).

He often surfs (*the Internet<sup>1</sup> / the book*).

He sometimes plays (*sledging / tennis*).

He never feeds (*friends / the cat*).



## b) Listen again, repeat and mime.

## 4 Copy the table below. Ask and answer in pairs.



## a) Mark your classmate's answers in the table.

	Yes	No
1 Do you wake-up early on Sunday?		
2 Do you have a big breakfast?		
3 Do you read books about magic?		
4 Do you watch films on TV?		
5 Do you do your homework after school?		
6 Do you visit your friends?		
7 Do you go to McDonald's?		
8 Do you play computer games every day?		

## b) Write a report about your classmate.

Mark doesn't wake up early on Sunday.

He has a big breakfast...

<sup>1</sup>to surf [sɜːf] the Internet — блукати в Інтернеті

## 1 Match the pictures with the names of the clubs.



- 1 chess club
- 2 karate club
- 3 fitness club
- 4 basketball club
- 5 computer club
- 6 table tennis club
- 7 yoga club
- 8 tennis club
- 9 drama club



## 2 Listen and read.



My best friends are Dorian and Kate. They are in my class. Kate is good at swimming. I like swimming, too. Dorian is good at computer games.



Mary



Bill

My best friends are Steve and Martin. They are in my class. They often play basketball. They are very good at basketball. They are often on their skateboards, too.



b) Say if the sentences are true or false.

- 1 Dorian and Kate are Bob's best friends.
- 2 Dorian is good at football.
- 3 Martin, Steve and Bob are in the same class.
- 4 They are good at swimming.
- 5 They are often on their skateboards.

3



Look at the membership<sup>1</sup> cards.  
Then say who is in what club.

Fay is 38. He goes to the chess club.  
He is good at playing chess.



CHESS CLUB  
NAME:   
AGE:

YOGA CLUB  
NAME:   
AGE:

BASKETBALL CLUB  
NAME:   
AGE:

COMPUTER CLUB  
NAME:   
AGE:

FITNESS CLUB  
NAME:   
AGE:

DRAMA CLUB  
NAME:   
AGE:

TENNIS CLUB  
NAME:   
AGE:

<sup>1</sup> a membership ['membəʃɪp] — членство

4



a) Copy the table and answer the questions about yourself.

b) Find 3 friends and ask them questions below.

Are you good at...?	Me	Name	Name	Name
football				
basketball				
tennis				
swimming				
computer games				
dancing				

- Are you good at football?
- Are you good at basketball?
- Are you good at tennis?

✓ Yes, I am.  
✗ No, I am not.

c) Speak about your friends.

**Example:** Max and Dan are good at computer games.  
Phil is good at swimming.

5



Do the project 'My Family Hobbies'.

- 1 Write about you and your family.
- 2 Draw or stick a photo.
- 3 Make a poster.

*This is me. My name is ... I'm ... (year's old).*

*This is my mum / dad / etc. He / She is good at ...*



1



Listen and repeat.



a pirate  
[ˈpaɪrət]



a ghost  
[gəʊst]



take a photo  
[teɪk ə ˈfəʊtəʊ]



drive a bumper car  
[draɪv ə ˈbʌmpə kɑː]



a dinosaur [ˈdaɪnəsɔː]



a rollercoaster  
[ˈrəʊləˈkəʊstə]



ride a rollercoaster  
[raɪd ə ˈrəʊləˈkəʊstə]



a desert island  
[ˈdezət, aɪlənd]

2



Listen and say.



*Bill:* Hi, Nick. Come in, please. I took some photos last weekend. Look!

*Nick:* Where are you on this photo?

*Bill:* I am in the *Magicland*, I am driving a bumper car.

*Nick:* Is this Kate?

*Bill:* Yes, it is. She is riding a rollercoaster on this photo.

*Nick:* Who is this?

*Bill:* This is Tom. He is on a pirate ship. He is wearing a pirate costume here.

*Nick:* Wow!



Remember!

I **am driving** a bumper car.  
He **is riding** a bike.  
She **is dancing** with a pirate.

You **are talking**.  
We **are watching** TV.  
They **are singing**.



3



Look and say.



(a) The boys are playing chess.



(b)



(c)



(d)



(e)



(f)

4



Listen and sing the song.

I'm singing, I'm singing  
Singing like a star.

I'm playing. I'm playing,  
Playing the guitar.

I'm dancing. I'm dancing,  
Dancing rock and roll.

I'm playing. I'm playing,  
Playing basketball.

I'm clapping. I'm clapping,  
Clapping, clap, clap, clap.

I'm snapping. I'm snapping.  
Snapping: snap, snap, snap.



1



Listen and read.

## IN MAGICLAND

Everybody is having a good time in *Magicland*. Some boys are riding a dinosaur. Two girls are driving a bumper car. Look at uncle Phil and Ronnie! They are riding a rollercoaster. It is so exciting! But Ronnie is not having fun at all! He looks so scared.

Look at Jessica! She is shaking hands<sup>1</sup> with Snow White. And Susan? She is taking a photo of them. Look at Greg and Luke! They are on a pirate ship. They are going to the desert island. There is a treasure<sup>2</sup> hidden there. And look at Elliot! He is in front of the horror house. He is talking to a ghost. Maybe the ghost is telling him a spooky<sup>3</sup> story...

2



Look at the picture and find the people you read about. Make true sentences.

Uncle Phil and Ronnie  
Jessica  
Susan  
Greg and Luke  
Elliot  
Some boys  
Two girls

is  
isn't  
are  
aren't

taking photo  
going  
talking  
riding  
shaking hands  
driving

<sup>1</sup> to shake [ʃeɪk] hands — тиснути руку    <sup>2</sup> spooky ['spu:kɪ] — моторошний  
<sup>3</sup> a treasure ['treʒə] — скарб





## Remember!



Is he riding a bike now? **Yes**, he **is**.

Is she reading a book now? **No**, she **isn't**.

**Are** you watching a cartoon now? **Yes**, I **am**.

**Are** they going to school now? **No**, they **aren't**.

**Are** they going to the *Magicland* now? **Yes**, they **are**.

to the desert island.  
 on a rollercoaster.  
 of Jessica and Snow White.  
 with Snow White.  
 a bumper car.  
 a dinosaur.  
 to a ghost.



3



Ask and answer.



- 1 Are Uncle Phil and Ronnie riding a rollercoaster now?
- 2 Is Jessica shaking hands with Snow White now?
- 3 Is Susan drinking lemonade now?
- 4 Is Eliot singing with a witch<sup>1</sup> now?
- 5 Are Greg and Luke looking for the treasure now?



4



Read and play the mime game.

Imagine your class is in *Magicland*. You are a reporter. Copy each sentence below and write names of your classmates in each line. Read the sentences, your classmates should mime the action they hear.

- a) ... is eating an ice-cream.
- b) ... is dancing with a pirate.
- c) ... and ... are looking for the treasure.
- d) ... is drinking lemonade.
- e) ... and ... are singing with a witch.
- f) ... is driving a bumper car.
- g) ... and ... are riding a rollercoaster.
- h) ... is going to the desert island.
- i) ... is shaking hands with a ghost.
- j) ... and ... are riding dinosaurs.
- k) ... is taking photos.

Kate

Max

Dan

Liz

Mary

<sup>1</sup>a witch [wɪtʃ] — відьма

1



Listen and say.

**Kate:** Hello, guys! Are you playing *Snakes and Ladders*?

**Vicky:** Yes, we are. We're climbing up the ladders and moving down the snakes. It's a great game!

**Kate:** Can I play the game, too?

**Bill:** Not now, Kate. I'm clicking on the snake and... here we go!

**Vicky:** Are we walking in the park?

**Bill:** No, we are not. We are walking in the jungle!  
Vicky, be careful!



2



Ask and answer.

- 1 Are Vicky and Bill playing *Snakes and Ladders*.
- 2 Are they moving down the ladders?
- 3 Is Kate watching TV?
- 4 Are Vicky and Bill walking in the park now?
- 5 Is Kate walking in the jungle?

## Remember!



**Am** I walking in the jungle?

— Yes, I **am**.

I **am not** walking in the jungle now.

— No, I **am not**.

**Is** he / she playing

— Yes, he / she **is**.

computer game?

— No, he / she **is not**.

He / she **isn't** playing computer game now.

**Are** they playing football?

— Yes, they **are**.

They **are not** playing football.

— No, they **aren't**.

are not = aren't

3



Imagine you are on a desert island now.

Write out the true sentences into your copybook.

I'm watching TV.

I'm not watching TV.

I'm looking for the treasure.

I'm not looking for the treasure.

I'm fishing.

I'm not fishing.

I'm driving a bumper car.

I'm not driving a bumper car.

4



Play the mime game.

— Are you dancing?

— No, I am not.

— Are you skating?

— Yes, I am!



play in the snow,  
play tennis, listen to  
music, play a  
computer game,  
do sums, have  
breakfast, go to bed,  
do homework, ski



1



Listen and say.

*Vicky:* This is Vicky speaking.*Tom:* Hi, Vicky.*Vicky:* May I talk to Bill?*Tom:* Sorry, he is busy.*Vicky:* What is he doing?*Tom:* He is cleaning his room.*Vicky:* Can I talk to Kate?*Tom:* No, you can't. She is busy.*Vicky:* What is she doing?*Tom:* She is making a cake.

Come and see.

**Remember!****What is Bill doing?** — He **is cleaning** his room.**What is Kate doing?** — She **is making** a cake.**What are you doing?** — I **am watching** TV.**What are they doing?** — They **are playing** games.

2



Your classmates are on a desert island. Ask them what they are doing. Write down their answers.



A: What are you doing?

B: I am ...

sit under the palm tree,  
go to school,  
play computer games,  
swim,  
wear a pirate costume

3



Ask and answer.



A: What is he / she doing?

B: He / She is ...



A: What are they doing?

B: They are ...

A: What are you doing?

B: I am ...



a



b



c



d



e



f

4



Have a talk.



A: What are you doing?

B: I am ...

A: What is your mum / friend doing now?

B: He / She is ...

A: What are your classmates doing now?

B: They are ...



5




Listen, sing and mime the song.

I am playing a team game.

I am watching my TV.

I am acting in a school show.

I am climbing a green tree.



Lots of things  
I do and act,  
Have and make,  
Read and take...  
So many things  
I watch and see.  
They are all  
Good for me!

1



Listen and say.



**Nick:** Hi, Bill! What are you doing?

**Bill:** I'm watching a film about my favourite book.

**Nick:** What is it about?

**Bill:** It's about four children: Lucy, Edmund, Susan and Peter. They are brothers and sisters.

**Nick:** What is this girl doing?

**Bill:** She is opening a magic wardrobe and walking into *Narnia*. It is a magic country with magic animals.

**Nick:** And who is that lion?

**Bill:** That's the King of Narnia, Aslan.

**Nick:** And who is this woman?

**Bill:** This is the White Witch.

She is beautiful, but she is bad.

**Nick:** Can the children help the animals?

**Bill:** Let's watch the film!





2



Look, ask and answer.

A: What film can you see on

B: We can see ... and ... on

A: Where can you see them?

B: We can see ... at the ... Cinema.  
We can see ...

Monday?

Tuesday?


Wednesday?

Thursday?

Friday?

Saturday?

Sunday?



3



Complete the rap below with the lines (a) – (e).

**a** Yes, she is Cinderella.      **b** I am flying on the broom.

**c** But what are they doing in a lorry?

**d** Is he a prince?      **e** Are you looking for the treasure?



Are you a Witch?  
Are you flying on a broom?  
Yes, I am a witch.

**b** .....  
Meet me in a spooky room.

Is she Cinderella? Is  
she running from the  
ball?

.....  
She is running from the  
ball.

She lost her shoe  
somewhere<sup>1</sup> in the hall.

.....  
Is he looking for the shoe?

Yes, he is a prince.  
He is looking for the shoe.  
Don't worry Cinderella, he will marry<sup>2</sup> you.



<sup>1</sup> somewhere ['sʌmwɛə] — здесь      <sup>2</sup> to marry ['mæri] — одружуватися



Are you pirates?

.....

Yes, we are pirates.

We are looking for the Money, jewels<sup>1</sup> ...

What a pleasure — treasure!

Are they dwarfs? Are

they reading a story?

Yes, they are dwarfs.

They are reading a story.

.....



b) Listen to the rap above, read and check.

4



Ask and answer about the text in task 3.



Are  
Is

you  
she  
he  
we  
they

for pupil A

looking for the shoe?

flying on a broom?

looking for the

treasure?

reading a story?

running from the ball?



for pupil B

Yes,

I  
she  
he  
we  
they

am  
is  
are

looking for the treasure.

reading a story.

flying on a broom.

running from the ball.

looking for the shoe.

<sup>1</sup> jewels [ˈdʒu:əlz] — коштовности



## 1 ✓ ... match and say.

- 1 Stella is good at doing sums.
- 2 John and Rick are good at playing basketball.
- 3 Lilly is good at singing.
- 4 Tom is good at painting.

Art, PT,  
Maths, Music

His / Her / Their favourite lesson is ...

## 2 ✓ ... read and choose the correct word.

## THE JUNGLE BOOK



I like reading. My favourite book is *Jungle Book*. It's about Mowgli. He is a (*wolf / baby*). He lives (*on the farm / in the jungle*). The (*wolves / cows*) love Mowgli.

Baloo is a brown (*bear / horse*). He is Mowgli's (*father / teacher*). Mowgli swims

and (*climbs / listens to music*) in the jungle.

Shere Khan is a (*lion / tiger*). He is very *angry / kind*. But one day the (*monkeys / the crocodiles*) take Mowgli away.

Where is Mowgli?

Read the book and find out<sup>1</sup>.





## 3 ✓ ... answer the questions.

- 1 You are at school. Are you riding a rollercoaster?
- 2 You and your friends are in the park. Are you sleeping?
- 3 You and your friends are in the desert. Are you riding a camel?
- 4 You are in the kitchen. Are you playing football?
- 5 You and your friends are in the sea. Are you swimming?

## 4 ✓ ... listen and watch. Then guess who is who.



- |  |   |
|--|---|
| <input type="checkbox"/> Greta and Nick Click. | <input type="checkbox"/> Luke's friends |
| <input type="checkbox"/> Tracy                 | <input type="checkbox"/> Colin and Pete |
| <input type="checkbox"/> Suzy and Suzy's mum   | <input type="checkbox"/> Tracy          |
| <input type="checkbox"/> Luke                  |   |

1



Listen and repeat.



flour

[flaʊə]



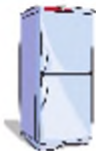
apple pie

[ˌæp(ə)l'paɪ]



go shopping

[gəʊ 'ʃɒpɪŋ]



fridge

[frɪdʒ]

2



Listen and say.



*Bill:* Hi, Vicky! You know, it will be Nick's birthday on Saturday.

*Vicky:* Oh, really? I have got an idea! I'll make an apple pie on his birthday. Will you help?

*Bill:* What shall I do?

*Vicky:* Come tomorrow and we'll see.



*Vicky:* Well, there is some butter. There are some apples. There is some flour. Oh, I need some eggs. Will you go shopping, Bill?

*Bill:* Of course, I will.

*Vicky:* Get some eggs and some milk, please.

**Remember!**



I'll  
He'll  
She'll  
We'll  
You'll  
They'll

go shopping tomorrow.

**Shall** I / we go to the party next Sunday?

**Yes**, I / we **shall**.      **No**, I / we **shall not**.

**Will** you / he / she / they go to the party next Sunday?

**Yes**, you / he / she / they **will**.

**No**, you / he / she / they **will not**.

**I shall = I'll**  
**they will = they'll**  
**shall not = shan't**  
**will not = won't**

3



a) Make up questions.

Shall	I	sing Christmas carols?
	you	make New Year decorations?
Will	he	write a letter?
	she	make an apple pie?
	we	go shopping?
	they	get presents?

b) Ask and answer in pairs.

A: Will you go shopping?

B: Yes, I shall. / No, I shan't.



## 4 Read and compare.



There are **some** eggs in the fridge.  
 There are **some** bananas in the fridge.  
 There are **some** oranges in the fridge.

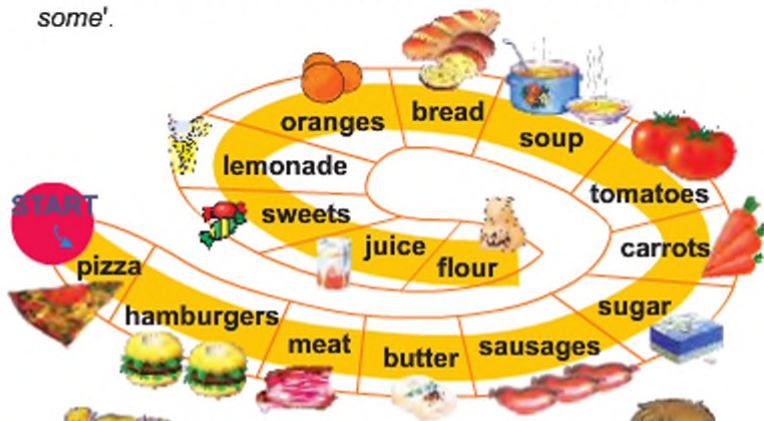
There is **some** cheese in the fridge.  
 There is **some** butter in the fridge.  
 There is **some** milk in the fridge.



## 5 Play the game.



Help the children to choose 'There is some' or 'There are some'.



There are  
some apples.

There is  
some milk.





## 1 Listen and repeat.



**bar**

[bɑ:]



**pack**

[pæk]



**bottle**

[bɒtl]



**jar**

[dʒɑ:]



**bag**

[bæg]



**carton**

['kɑ:tn]

## 2 Listen and read.

a bar of chocolate

a pack of butter

a bottle of water

a jar of jam

a bag of flour

a carton of juice

## 3 Read and compare.



There is some chocolate.



There are 3 bars of chocolate.



There is some butter.



There are 2 packs of butter.



There is some milk.



There are 4 bottles of milk.



There is some jam.



There are 2 jars of jam.



There **is** some flour.



There **are** 3 bags of flour.



There **is** some juice.



There **are** 5 cartons of juice.

4



Listen and say.

*Shop assistant:* Can I help you?

*Bill:* Yes, please. I need a pack of eggs.

*Shop assistant:* That's five pounds. Anything else?

*Bill:* Well, I need a bottle of milk, too.

*Shop assistant:* One pound and 50 pence.

*Bill:* Here you are.

*Shop assistant:* Here is your pack of eggs and a bottle of milk.

*Bill:* Thank you.





£ 1 (pound)<sup>1</sup>  
[paʊnd]



50p (pence)  
[pens]



20 p



10 p



5 p

5



Read and role-play in pairs.

You are in a food shop.  
You've got a shopping list.  
Talk with your classmate.  
He is a shop assistant.

**Shopping List**  
a bottle of juice  
a carton of milk  
a pack of tea  
a bag of potatoes  
a jar of tomatoes  
a bar of chocolate  
some sweets  
two lemons

- A: Can I help you?  
B: Yes, please. I need ...  
A: That's... Anything else?  
B: Well, I need...  
A: ...  
B: Here you are.  
A: Here is your ...  
B: Thank you.



<sup>1</sup> фунт стерлінгів (грошова одиниця у Великій Британії)

1



Listen and say.



*Nick:* How many balloons will we need?

*Mother:* I think 10 balloons will be OK.

How many guests are going to come?

*Nick:* Well, Bill and Vicky...

*Mother:* How much juice will you need?

*Nick:* 2 litres.

*Mother:* Will you need some ice-cream?

*Nick:* Yes, please.

*Mother:* How much ice-cream will you need?

*Nick:* Let me think... One kilo will be good.



*Nick:* I need some bananas.

*Man:* How many bananas do you need?

*Nick:* Five bananas, please. How much are they?

*Man:* They are 50 p.

*Nick:* Here you are.

2



Read and compare.

— **How many** eggs have you got?

— I've got ten eggs.

— **How many** apples have you got?

— I've got five apples.



— **How much** milk have you got?

— I've got a litre of milk.

— **How much** flour have you got?

— I've got half a kilo of flour.





3



Ask and answer in pairs.



How much  
How many

bananas  
tomatoes  
lemonade  
sugar  
mushrooms  
popcorn  
butter  
cherries



will you need?



I'll need

ten ...  
a litre.  
a kilo.



4



Listen and read.

**money** ['mʌni] You need some money for shopping. I've got some money for presents. How much money do you need? – I need 20 pounds.

**How much is it?**

A: What a nice camera!

How much is it?

B: It is £ 50.

A: And how much is this photo album?

B: It is £ 5 and 50 p.

**How much are they?**

A: I need five oranges, please. How much are they?

B: They are £ 2.



5  Play the game.

Make a shop in class.

- 1 Cut out the money from the Workbook.
- 2 Bring some toys, books and school things.
- 3 Stick on the prices.
- 4 Play shop in class.

6  Sing the song.

Oranges, pears and apples...  
 How much are they?  
 Oranges, pears and apples  
 Are ready today.  
 Six for sixty-six pence.  
 It's too much to pay.

*Chorus:*  
 What about bananas?  
 How much are they?  
 What about bananas?  
 Are they cheap<sup>1</sup> today?  
 You can have bananas:  
 They are cheap today.

I want 12 bananas.  
 They are cheap today.  
 I want 12 bananas.  
 How much are they?  
 You'll have 12 bananas:  
 They are cheap today.  
 Twelve for 48 pence.  
 But who is to pay?<sup>2</sup>



<sup>1</sup> cheap [tʃi:p] — дешёвый

<sup>2</sup> But who is to pay? — Але хто заплатить?

1



Listen and repeat.



**biscuits**  
['bɪskɪts]



**popcorn**  
['pɒpkɔ:n]



**cherry**  
['tʃeri]



**mushroom**  
['mʌʃrʊm]

2



Listen and say.

*Bill:* I love birthday parties. I love eating birthday cake, sweets and biscuits.

*Vicky:* I love birthday cards and presents, too.

*Nick's mother:* Here's Nick's birthday cake. Look at the candles. You know, in my family we put an extra candle for good luck.

*Nick:* My mum's from Canada. In Canada parents put butter on their children's noses for good luck.

*Bill:* Ha ha! I can't wait to see you with butter on your nose!



3



Answer the questions.

- 1 Who loves birthday parties?
- 2 What does Nick's family do for good luck?
- 3 What do parents in Canada do for good luck?

4



Match the sentences with the pictures.



(a)



(c)



(b)



(d)



(e)



- 1 There are some biscuits, popcorn and a cake for the party.
- 2 There is a party on Thursday at seven o'clock.
- 3 Nick is ten years old today.
- 4 There are three children.
- 5 There are eleven candles on Nick's cake.



### Remember!



[s]  
sweets  
cakes  
biscuits  
packs

[z]  
candles  
eggs  
balloons  
mushrooms

[ɪz]  
glasses  
oranges  
sandwiches  
boxes

child - children

5



Choose and find.

- 1 There are **a / an / some** candles on the cake.
- 2 There is **a / an / some** balloons in the picture.
- 3 There are **a / an / some** sweets on the table.
- 4 There is **a / an / some** birthday cake.
- 5 There are **a / an / some** children at the party.

**a** cake  
**a** pizza  
**a** sweet  
**a** cherry

**an** egg  
**an** orange  
**an** onion  
**an** apple

**some** balloons  
**some** candles  
**but some popcorn**  
**some ice-cream**



6



a) Write a list.



b) Ask and answer in pairs.



A: I need some balloons and a pizza.  
 B: How many / much ... do you need?  
 A: I need ...



1



Listen and repeat.



**mug**  
[mʌg]



**bookmark**  
['bʊkmɑ:k]



**teddy**  
['tedi]



**toy car**  
['tɔi kɑ:]



**postcard**  
['pəʊstkɑ:d]



**magnet**  
['mæɡnt]

2



a) Listen to the talk and name the presents.





b) Match sentences to the people.

WHO SAYS IT?



Ann



Shop assistant

Thanks.

Here you are.

How much is it?

Can I help you?

It's 50 p.

Can I have this mug, please?

3



Listen again and choose the correct answer.

- 1 Ann had a) £ 3.60 b) £ 5.60
- 2 The bookmark was a) 50 pence b) £ 50
- 3 The book was a) £ 5 b) £ 2
- 4 The teddy was a) £ 2 b) £ 3



4



Listen and read.

*Kate:* Good morning!  
*Shop assistant:* Good morning.  
 Can I help you?  
*Kate:* Can I have this postcard,  
 please? How much is it?  
*Shop assistant:* It's 40 pence.  
*Kate:* Thank you. Here you are.  
*Shop assistant:* Thanks. Bye.  
*Kate:* Bye.



5



Listen and say the rhyme.

## SHOPPING

A bear and a bunny  
 Have a lot of money.  
 They go to the shop  
 For carrots and honey.

When the bear and the bunny  
 Ask for some carrots and honey,  
 The man in the shop  
 Says, "Where is your money?"  
 How strange<sup>1</sup> and funny!  
 They really have money—  
 And that's how they buy  
 Their carrots and honey.





<sup>1</sup>strange [streɪndʒ] — дивно

1   Ask and answer in pairs.

— How many	days seasons months weeks	are there in a	year? season? month? week?
------------	------------------------------------	----------------	-------------------------------------

— There are ... .. in (a) ... .

2   Look at the calendar, ask and answer.

Which month(s)	have got has got	30 days? 31 days? 28 days?
----------------	---------------------	----------------------------------

<b>January</b> S M T W T F S 1 2 3 4 5 6 7 8 9 10 11 12 13 14 15 16 17 18 19 20 21 22 23 24 25 26 27 28 29 30 31	<b>February</b> S M T W T F S 1 2 3 4 5 6 7 8 9 10 11 12 13 14 15 16 17 18 19 20 21 22 23 24 25 26 27 28	<b>March</b> S M T W T F S 1 2 3 4 5 6 7 8 9 10 11 12 13 14 15 16 17 18 19 20 21 22 23 24 25 26 27 28 29 30 31	<b>April</b> S M T W T F S 1 2 3 4 5 6 7 8 9 10 11 12 13 14 15 16 17 18 19 20 21 22 23 24 25 26 27 28 29 30	<b>May</b> S M T W T F S 1 2 3 4 5 6 7 8 9 10 11 12 13 14 15 16 17 18 19 20 21 22 23 24 25 26 27 28 29 30 31	<b>June</b> S M T W T F S 1 2 3 4 5 6 7 8 9 10 11 12 13 14 15 16 17 18 19 20 21 22 23 24 25 26 27 28 29 30
<b>July</b> S M T W T F S 1 2 3 4 5 6 7 8 9 10 11 12 13 14 15 16 17 18 19 20 21 22 23 24 25 26 27 28 29 30 31	<b>August</b> S M T W T F S 1 2 3 4 5 6 7 8 9 10 11 12 13 14 15 16 17 18 19 20 21 22 23 24 25 26 27 28 29 30 31	<b>September</b> S M T W T F S 1 2 3 4 5 6 7 8 9 10 11 12 13 14 15 16 17 18 19 20 21 22 23 24 25 26 27 28 29 30	<b>October</b> S M T W T F S 1 2 3 4 5 6 7 8 9 10 11 12 13 14 15 16 17 18 19 20 21 22 23 24 25 26 27 28 29 30 31	<b>November</b> S M T W T F S 1 2 3 4 5 6 7 8 9 10 11 12 13 14 15 16 17 18 19 20 21 22 23 24 25 26 27 28 29	<b>December</b> S M T W T F S 1 2 3 4 5 6 7 8 9 10 11 12 13 14 15 16 17 18 19 20 21 22 23 24 25 26 27 28 29 30 31

Remember!

Ordinal Numbers (Порядкові числівники)

one – the first	1st	six – the sixth	6th
two – the second	2nd	seven – the seventh	7th
three – the third	3rd	eight – the eighth	8th
four – the fourth	4th	nine – the ninth	9th
five – the fifth	5th	ten – the tenth	10th

**3**

**a) Read, then have a talk to your classmate.**

<b>23 December-20 January</b> You like asking questions and talking to people. You can help people. <i>Favourite food: sandwiches</i>	<b>21 January-19 February</b> You like art. You can draw beautiful pictures. <i>Favourite food: soup</i>	<b>20 February-20 March</b> You like school. You are clever and you are kind. You can help your friends with English. <i>Favourite food: pizza</i>
<b>21 March-20 April</b> You like dancing. You can write stories. <i>Favourite food: hamburgers</i>	<b>21 April-21 May</b> You like animals. You can help at a pet shop. <i>Favourite food: vegetables</i>	<b>22 May-21 June</b> You like talking to your friends. You can tell funny stories. <i>Favourite food: eggs</i>
<b>22 June-22 July</b> You like children. You can play games with them. <i>Favourite food: fish</i>	<b>23 July-21 August</b> You like singing. You can write songs. <i>Favourite food: pizza</i>	<b>22 August-23 September</b> You like books. You are clever. You can help your friends. <i>Favourite food: pizza</i>
<b>24 September-23 October</b> You are good with your hands. You can make things. <i>Favourite food: fruit</i>	<b>24 October-22 November</b> You are helpful. You like helping your friends. You can make cakes for your friends' birthdays. <i>Favourite food: rice</i>	<b>23 November-22 December</b> You like music. You can sing. <i>Favourite food: cheese</i>



My birthday is on the 24th of October.



Look! It says you like rice. Is that right?

## b) Find and say.

- 1 Nick's birthday is on the 3d of December.
- 2 Bill's birthday is on the 22nd of March.
- 3 Vicky's birthday is on the 1st of July.
- 4 Kate's birthday is on the 15th of September.

Look! It says Nick likes ...  
He can ...



4



Ask and answer in pairs.



A: When is your birthday?

B: It is on the ... of ...

A: What can you do? (What do you like?)

B: ...

A: What is your favourite food?

B: ...



5



Ask and answer in pairs.

21st – *the twenty-first*

22nd – ...

23d – ...

24th – *the twenty-fourth*18th – *eighteenth*

16th – ...

35th – ...

47th – ...


51st – ...

90th – ...

82nd – ...

100th – ...



1  Read and match. (There is an extra picture here.)

1

A birthday is a special<sup>1</sup> day for a person. It is a personal holiday, but people like to be with their friends and their family on this day. That's why they make up birthday parties.

2

"Happy birthday and many happy returns of the day!"<sup>2</sup> Englishmen usually say to a man or woman on this day. Friends write greetings on birthday cards and give presents.

3

At a birthday party there is always a cake with candles on the table. If you want to know how old the person is, count the candles or read the number!

a



b



c



d



<sup>1</sup> special ['speʃl] – особливий

<sup>2</sup> Many happy returns [nɪ'ts:nz] of the day! – Бажаю багато щасливих днів!

2



Choose the correct words.

- 1 A birthday is a ... day for a person.  
 a) *personal*      b) *happy*      c) *special*
- 2 "Happy birthday and many ... !" – they say.  
 a) *happy days*      b) *happy returns of the day*      c) *nice presents*
- 3 Friends write ... on birthday cards.  
 a) *rhymes*      b) *stories*      c) *greetings*
- 4 Count the ... and you will know how old the person is.  
 a) *balloons*      b) *candles on the cake*      c) *birthday presents*

3



Read, then ask and answer in pairs (see page 87).

To:	Bob, Mary, Mike, Sally, Victor
From:	Sam
Subject:	Birthday Party

Hi guys,  
 I want to invite you to my birthday party on Tuesday, the 15th of May.  
 Meet me at *Old Cowboy Place* at 3:00 pm.  
 We will ride horses, play outside and feed the animals.  
 We will eat hamburgers. I will have a big cake with candles, too.  
 Please come. Don't forget to wear a hat.  
 Hope to see you.  
 Sam



- a Whose birthday will it be?
- b When will the birthday party be?
- c What will his friends do?
- d What will they eat?
- e What will they wear?



4



Say about your birthday family traditions.

My family puts a lot of presents near my bed.

We invite many guests.

We always eat special food.

We always have a beautiful birthday cake.



5



Look and write the invitation for your birthday party.

### PYJAMA BIRTHDAY PARTY

To \_\_\_\_\_

**When:** Monday, the 22nd of April

**Time:** 8:00 pm

**Where:** My house, 6B Redwood Street

Food, games, music, DVDs and fun  
all night!

Bring pyjamas.

**From:**  
Diana.



1



Listen, point and repeat.

Easter ['i:stə]

Mother's Day

['mʌðəz deɪ]



St. Nicholas Day

[sənt 'nikələs deɪ]

St. Valentine's Day

['vælən,tainz deɪ]

Christmas Day

['krɪsməs deɪ]

New Year [ˌnju:'jɜ:]

2



Match, then ask and answer in pairs.

St. Nicholas Day

a February, 14

Easter

b December, 19

New Year

c April (or May)

Mother's Day

d January, 7 (or December, 25)

St. Valentine's Day

e May, 9

Christmas Day

f January, 1

Victory Day

g March, 8



When is St. Nicholas Day?



It is on the 19th of December.



**3**

**Listen and read.**

**holiday** ['hɒlɪdi] Christmas is Ann's favourite holiday.

St. Valentine's Day is Vicky's favourite holiday. What is your favourite holiday?

**romantic** [rəʊ'mæntɪk] a romantic music, a romantic girl.

St. Valentine's Day is a romantic holiday.

**celebrate** ['seləbreɪt] We celebrate New Year on the 1st of January. How do you celebrate Christmas? – We sing carols and dance around the Christmas Tree.

**4**

**Listen and say.**

*Vicky:* My favourite holiday is St. Valentine's Day. We celebrate it on the 14th of February.

*Teacher:* Why do you like it?

*Vicky:* It is very romantic.



*Bill:* My friend's favourite holiday is St. Nicholas Day.

*Teacher:* When is it?

*Bill:* It is on the 19th of December in Ukraine.

My friend Taras is Ukrainian.

*Teacher:* Why does he like this holiday?

*Bill:* He likes getting presents on this day. He says St.

Nicholas comes at night. He puts presents under their pillows. My friend always finds presents under his pillow the next morning!

5  Ask and answer in pairs.

A: What is your favourite holiday?

B: ...

A: When do you celebrate it?

B: ...

A: Why do you like it?

B: ...



6  a) Copy and complete the chart.

Name	Favourite holiday	Celebrate(s) on	Likes
Ann	New Year	1st January	New Year party, presents
Me			
My friend			

b) Speak about your and your friends' favourite holidays.

... is my favourite holiday. We celebrate it on ... of ...

I like it because ...

My friend's favourite holiday is ... We ... He likes ...

7

Listen and sing the song.

Oh, St. Nicholas, come and see  
 What good children we can be.  
 Bring us presents – we'll be glad.  
 So, let's go early<sup>1</sup> to bed!

We're nice and polite –  
 Visit our house at night.  
 Our pillows are waiting for gifts<sup>2</sup>.  
 We are good and well-bred<sup>3</sup> kids!



<sup>1</sup> early ['s:li] = not late

<sup>2</sup> well-bred [ˌwel'bred] - вихований

<sup>2</sup> a gift [ɡɪt] = a present

## 1 Listen and repeat.



**stocking**  
['stɒkɪŋ]



**fireplace**  
['fa(i)əpleɪs]



**list**  
[lɪst]

## 2 Listen and read.

**hang** [hæŋ] – I usually hang Christmas toys on my Christmas tree. British children hang their stockings above the fireplace.

**tradition** [trə'dɪʃn] – a good tradition, an old tradition, English traditions, Ukrainian traditions. My family has got an interesting tradition.



## THE NIGHT BEFORE CHRISTMAS

The night before Christmas English children hang their stockings above the fireplace. This is a tradition. They think that Santa Claus comes at night. He has got a big bag with Christmas presents. He puts the presents into the kids' stockings. Children like to write letters to Santa Claus before Christmas. They tell him what presents they like.



**3**

**Choose and complete.**
**Write the sentences in your exercise book.**

- |   |  |
|---|--|
| 1 English children hang their stockings ... | a) <i>on the door</i><br>b) <i>above the fireplace</i><br>c) <i>on the bed</i>                 |
| 2 Santa Claus has got ...                   | a) <i>a Christmas tree</i><br>b) <i>a big bag</i><br>c) <i>a big stocking</i>                  |
| 3 Santa Claus puts presents ...             | a) <i>into the cupboard</i><br>b) <i>under the pillow</i><br>c) <i>into the stocking</i>       |
| 4 ...like to write letters to Santa Claus.  | a) <i>Parents</i><br>b) <i>Children</i><br>c) <i>Pets</i>                                      |
| 5 They tell him what...                     | a) <i>presents they like</i><br>b) <i>traditions they like</i><br>c) <i>holidays they like</i> |

**4**

**Listen and sing the song.**

Bells are ringing,  
Children are singing,  
All is merry and bright.  
Hang your stockings  
And say your prayers  
'Cause<sup>1</sup> Santa Claus  
is coming tonight.

He is making a list,  
And checking it twice.  
He wants to find out  
Who is naughty<sup>2</sup>  
And who is nice.

<sup>1</sup>'cause ['kɔ:z] = because

<sup>2</sup>naughty ['nɔ:tɪ] –  
неслухняний





Now you can ...

1 ✓ ...describe the picture.



There is some popcorn.



There are some lemons.

2 ✓ ...fill in 'much' or 'many'.

- 1 There are ... glasses of lemonade on the table.
- 2 How ... is this teddy?
- 3 I haven't got ... money.
- 4 There are ... carrots in the bag.
- 5 How ... friends have you got?
- 6 There is ... ice-cream in the fridge.

3 ✓ ...read and answer the questions.




## PETE'S PIZZA

**TAKE AWAY PIZZA IN 30 MINUTES**

### Pizza

small	£25
medium	£40
large	£55
extra large	£65

### Toppings\*

onions, tomatoes, corn, mushrooms, olives, poppers, extra cheese £5

### Drinks

juice, cola, lemon

small	£8
large	£15

**SPECIAL this month**

**FREE**  
Orange Juice  
with large or  
extra large  
pizza



London  
12 Regent Street 7 WR

- 1 Where is the pizza shop?
- 2 What can you have on your pizza?
- 3 What is the special this month?

4 ✓ ...have a talk.

A: Can I help you?

B: Yes, please. Can I have a pizza with ... ?

A large (small, medium, extra large) pizza.

B: OK. That's ... pounds.

B: ...

A: Here is your ... and free orange juice.

B: ...





Now you can ...

5 ✓ ... complete the chart and tell about me and friends.

Name	Birthday	Favourite food	Extra
Ann	7th August	pizza	likes singing
Me			
My friend			

6 ✓ ... match and say.

- |   |   |
|---|---|
| 1 St. Nicholas visits...                    | a) in their stockings, above the fireplace. |
| 2 English children find their presents...   | b) English children.                        |
| 3 Santa Claus brings presents to...         | c) under the pillows.                       |
| 4 Ukrainian children find their presents... | d) Santa Claus.                             |
| 5 Ukrainian children write letters to...    | e) Ukrainian children                       |
| 6 English children write letters to...      | f) St. Nicholas.                            |



7 ✓ ... read the text, then complete the sentences.

## New Year In Ukraine

The Ukrainians celebrate New Year in January. In December they will send greeting cards to their relatives and friends. They will wish them 'Happy New Year!'. They will make New Year decorations and have the New Year parties.


Father Frost will bring presents and put them under the New Year Tree. The children will sing songs and dance around the Tree.



- We celebrate New Year in ...  
a) December b) January c) February
- We will write ... to our friends and relatives.  
a) letters b) exercises c) cards
- We will make ...  
a) flowers b) decorations c) bookmarks
- ... will give presents to Ukrainian children.  
a) Santa Claus b) the Queen c) Father Frost
- Children will sing songs and dance around the ...  
a) table b) New Year Tree c) Father Frost

1  Listen and repeat.

It is wet.



It is foggy.



It is muddy.



It is frosty.



a leaf

[li:f]



leaves

[li:vz]

2  Complete the sentences with the words from task 1 and the box.

In winter it is usually ... and ...  
 In spring it is usually ... and ...  
 In summer it is usually ... and ...  
 In autumn it is usually ... and ...

cool, warm, hot,  
 cold, windy, snowy,  
 rainy, cloudy

3  a) Read and match.

There are a lot of flowers  
 There are a lot of yellow leaves  
 There is much snow  
 There is green grass

in

winter.  
 spring.  
 summer.  
 autumn.

b) Say about your favourite season.



My favourite season is ...  
I like ... because there is / are ...  
I don't like ... because it is usually ... in ...

4



a) Look and say.



My favourite season is ...  
I like ... because there is /  
are ...  
I don't like ... because it is  
usually ... in



b) Have a talk.



A: Look! The trees are ... and ...

B: Yes, the sky is ...

A: There are ... clouds in the sky.

B: It is usually ... in ...



5



Listen and say the chant.

Orange, red, yellow and brown  
Autumn leaves are falling down.  
Look at clouds in the sky:  
They are grey and black... and white.

1

Listen and read.



*It was warm in September.  
The sky was blue.  
There were white clouds in the sky.  
I went to school in September.*




*It was cool in October.  
It was windy.  
The trees were yellow, orange and brown.  
It was beautiful.*



*It is cold in November.  
It is wet and muddy.  
There are grey clouds in the sky.  
I don't like rainy days.*







**2 Choose and complete.**

- 1 The sky was blue in ...
- 2 The trees were yellow and brown in ...
- 3 There were grey clouds in ...
- 4 There were white clouds in ...
- 5 There were rainy days in ...
- 6 It was windy in ...
- 7 It was wet and muddy in ...
- 8 It was warm in ...
- 9 It was beautiful in ...

September,  
October,  
November



**3 Look at the pictures. Work in pairs.  
Have a talk about the weather yesterday.**


A: What was the weather like in London yesterday?

B: The weather was ... in London yesterday.  
The sky was ...  
There were ...  
It was ... in London yesterday.



**London** ['lʌndən]



**Rome** [rəʊm]



**Paris** ['pærɪs]



**Kyiv** ['kɪjɪv]

4



Listen and say the rhyme.



Look at that little tree!  
"Hello, spring!" it says to me.



"It is very hot," says the tree.  
"You can sit under me."



"Autumn has come," says  
the tree.  
"My leaves are yellow.  
Look at me."



"My branches<sup>1</sup> are white, "  
says the tree.  
"Can you make a snowman  
to keep me a company?<sup>2</sup>"

<sup>1</sup> a branch [brɔ:nʃ] гілка

<sup>2</sup> to keep somebody a company – підтримати компанію

## 1 Listen and repeat.



**ski**  
[ski:]



**skate**  
[sket]



**play snowballs**  
[pleɪ 'snəʊbɔ:ls]



**make a snowman**  
[meɪk ə 'snəʊmæn]



**sledge**  
[sledʒ]



**snowflakes**  
['snəʊfleɪks]

## 2 Listen and read.



3

Message To: Search: Filter: Attachments: Print: Help: Delete

To: Bill  
From: Taras  
Subject: Weather

Hello, Bill!  
Winter came to Ukraine yesterday!  
I looked through the window in the morning.  
I saw a beautiful picture outdoors. It was snowy.  
The ground was white, the trees were white.  
Even windows had beautiful snowflakes outside.



My friends and I made a funny snowman in front of the house.

We played snowballs after school, too.

We are going to sledge and ski in the park next weekend.

What is the weather like in London? Is there much snow?

Best wishes to you!

File Edit View Insert Format Tools Help Windows (125x125)

3



Listen again and complete the sentences.

- |                         |                              |
|-------------------------|------------------------------|
| a Winter came ...       | e Windows had ...            |
| b Taras wrote ...       | f He made ... and played ... |
| c He looked through ... | with his friends.            |
| d He saw ...            | g They are going to ...      |

4



Listen and sing the song.

We are happy girls and boys!

We can play together:

Make a snowman, play snowballs

In cold snowy weather.

*Refrain:*

Sing a song of winter.

Come out and play!

Dance around a snowman —

Be happy all day!





## Remember!



- + I / you / he / she / we / they played football **yesterday**.
- I / you / he / she / we / they **did not play** football **last Saturday**.
- ? **Did** I / you / he / she / we / they **play** football last month?
  - **Yes**, I / you / he / she / we / they **did**.
  - **No**, I / you / he / she / we / they **did not**.

did not = **didn't**

5



Look at the picture and help Bill to answer his friend's e-mail.

To: Taras  
 From: Bill  
 Subject: Weather

Dear Taras, thank you for ...

It isn't ...

There is no ...

It is ...

There are ...



1



Listen and say.

*Bill:* Wow! It's colder in Ukraine!

*Kate:* What did you say?

*Bill:* I said it's colder in Ukraine.

But the weather is sunnier. Look,  
Taras wrote it was snowing  
yesterday in Kyiv.

*Kate:* Wow! It's nicer than in London.

There is so much snow! I like  
sledding and skiing in snowy  
weather! I dream I'll make a  
snowman one day...

*Bill:* ...and I'll play  
snowballs with  
Nick and Vicky.

say – said [sed]

write – wrote [rəʊt]



Remember!



cold | colder than

It's **nicer** than in London.

It's **hotter** in summer than in spring.

It's **sunnier** in Ukraine than in England.

2



Choose and read.

- 1 It's (*warmer / colder*) in spring than in winter.
- 2 It's (*warmer / colder*) in Ukraine than in England.
- 3 It's (*nicer / wetter*) in England than in Ukraine.
- 4 It's (*sunnier / cloudier*) in July than in April.
- 5 January is (*shorter / longer*) than February.
- 6 The sea is (*warmer / colder*) in summer than in spring.

3



a) Copy and complete the table.

warm – warmer

... - sunnier

short - ...

wet - ...

... nicer

... - hotter

cold - ...

big - ...

**b) Use the words from task (a) and complete the sentences.**

- 1 In August it's ... than in May.
- 2 In autumn it's ... than in summer.
- 3 Kyiv is ... than Rivne.
- 4 Nights are ... in December than in June.
- 5 Which month is ...? February or March?
- 6 Winter is ... in Ukraine than in England.
- 7 I like snowy weather. It is ... than rainy weather.
- 8 It's ... in spring than in autumn.

4



Have a talk in pairs.



A: What is your favourite season?

B: I like ... It is ...er than in ...

I can ... and ...



A: What season don't you like?

B: I don't like ...

A: Why?

B: It is ...er and ...er in ... than in ...



5



Listen and sing the song.

"It's nicer in spring," –  
The Easter bells ring.  
We can enjoy sunny days!



"The grass is greener!"  
Let's listen to singers –  
The birds who tell me this.

The days are longer.  
The sun is stronger.  
Spring has come, oh, God!



Let's dance together  
In warmer weather.  
We say our thanks to Lord!





## 1 Listen and repeat.

poles  
[pəʊls]

the Earth [s:θ]



ocean ['əʊʃn]

desert  
['dezət]tropical forest  
['trɒpɪkl 'fɒrɪst]

## 2 Listen and read.

**dry** [draɪ] The ground is dry because it doesn't rain here.

Put on your raincoat and take an umbrella to stay dry.

**a plant** [plɑ:nt] Flowers and trees are plants. I like growing plants. There are some beautiful plants in my granny's garden. I have to water plants in dry weather in summer.

## 3 Listen and say.

*Vicky:* What are you reading, Nick?

*Nick:* The book about different places on Earth.

*Bill:* What places?

*Nick:* The coldest, the driest...

*Vicky:* Oh, really? What is the driest place on Earth?

*Nick:* A desert, of course.

*Bill:* I saw a film about the Sahara. It's in Africa. And it is the largest desert in the world!

*Vicky:* What is this on the picture?

*Nick:* It is a tropical forest. It is often called rainforest.

*Vicky:* Oh, there are so many interesting plants in it!



**Remember!**




**cold** | **the coldest**

The Sahara is **the largest** desert in the world.


Winter is **the coldest** season of the year.

The Dnieper is **the biggest** river in Ukraine.

large → **the largest**  
cold → **the coldest**  
big → **the biggest**


4  Choose and write.

- 1 Summer is (*warmest / the warmest*) season.
- 2 My favourite (*desert / dessert*) is fruit cake.
- 3 It is often very hot in the (*desert / dessert*).
- 4 Deserts are (*drier / the driest*) places on Earth.
- 5 Oceans are (*the largest / larger*) places of water.
- 6 Autumn is (*wetter / the wettest*) season.
- 7 A giraffe is (*taller / the tallest*) than an elephant.

5  Make up true sentences about Ukraine.  
Use the words below.

the biggest river, the highest mountain, the shortest month, the sunniest season, the happiest holiday

**Example:** the largest city. *Kyiv is the largest city in Ukraine.*

6  Complete the sentences.

- a Nick reads a book about ...
- b The driest place on Earth is ...
- c The Sahara desert is ...
- d Tropical forests are often called ...
- e There are many interesting ...



## 1 Listen and repeat.

**top (Arctic)**  
[tɒp] ['ɑ:ktɪk]



**North**  
[nɔ:θ]



**bottom (Antarctic)**  
['bɒtəm] [ænt'ɑ:ktɪk]

**South**  
['saʊθ]

**ice**  
[aɪs]



**polar bear**  
[ˌpɔlə 'beɪ]

**seal**  
[si:l]

**penguin**  
['peŋɡwɪn]

**camel**  
['kæmɪl]

## 2 Listen and read.

**land** [lænd] Ukraine is a land with wonderful fields and mountains, green trees, blue lakes and rivers. There are many beautiful lands on Earth!

**destroy** [dɪ'strɔɪ] Strong winds destroyed the house: we have to build a new one. Dry windy weather destroyed some plants in our garden.



3



a) Match the texts to the pictures.

- ① They are the driest places on Earth. It usually doesn't rain there. The Sahara is like an ocean of sand. To travel in the desert you need "the ship of the desert" or the camel. The camel can travel in the desert for ten days without<sup>1</sup> food or water. After that it gets very hungry and only eats and drinks for days.
- ② The biggest rainforests are in South America. The rainforest is a hot and wet place. It often rains there. There are many tall trees and different plants in the rainforest. There are a lot of animals there because there is a lot of food for them. Every year these forests are becoming smaller and smaller because people cut down<sup>2</sup> trees to sell wood or make new farms and roads<sup>3</sup>. When people destroy the forest they also destroy many plants and animal homes.
- ③ The top and the bottom of the world are the coldest places on Earth. They are lands of ice and snow. But some animals live there. The Arctic is home to polar bears and they love its frosty, windy weather. Winter is the happiest time for the bears because that is the time when they catch seals. For penguins the Antarctic is the nicest place in the world.




<sup>1</sup> without [vɪd'əʊt] – без  
<sup>2</sup> to cut down – вирувати

<sup>3</sup> a road [rəʊd] – дорога

## b) Make up true sentences.

There are a lot of animals in the rainforest	because	people destroy them.
Rainforests are becoming smaller		that is the time when they catch seals.
Winter is the happiest time for polar bears		there is a lot of food for them.


**4 Choose 'a', 'b' or 'c' to complete the sentences.**

- The desert is like ...  
a) *a ship of the desert* b) *an ocean of sand* c) *a bottom of the world*
- The camel can travel in ... for ten days without food and water.  
a) *the Arctic* b) *the tropical forest* c) *the desert*
- There are many ... in the rainforest.  
a) *penguins and seals* b) *different plants* c) *farms and roads*
- The top and the bottom of the world are ... places on Earth.  
a) *driest* b) *coldest* c) *wettest*
- For penguins ... is the nicest place in the world.  
a) *South America* b) *Africa* c) *the Antarctic*
- Polar bears and seals live ... of the world that is called the Arctic.  
a) *on the bottom* b) *on the top* c) *in the driest place*

5



Use words from task 3 instead of 'It' or 'They'.

- 1 They are the driest places on Earth.
- 2 It is the largest desert in the world.
- 3 It is the continent which has the biggest tropical forests.
- 4 They are the coldest places on Earth.
- 5 It is the happiest season for polar bears.
- 6 It is the nicest place in the world for penguins.

6



Make questions to the sentences in task 5.  
Ask and answer in pairs.



A: What are the driest places on Earth?

B: The deserts are. They are the driest  
places on Earth.




7



Work in groups. Read, think and have a talk.

Imagine that you are

- a in a desert
- b at one of the poles
- c in a rainforest



- What is the weather like? What are you wearing?
- What do you see? What do you hear?
- What do you need to stay alive<sup>1</sup> in this place?

<sup>1</sup> to stay alive [tu steɪ ə'laɪv] – залишитись живим

1



Listen and repeat.

a farmhouse  
[ˈfɑ:mhaus]



roof [ru:f]

garden [ˈgɑ:dn]



goose – geese  
[gu:z] – [gi:z]



sheep – sheep  
[ʃi:p] – [ʃi:p]



mouse – mice  
[maʊs] – [maɪs]

2



Listen and read.

**comfortable** [ˈkʌmfətəbəl] a comfortable armchair, in a comfortable car. I like sitting on a comfortable sofa.

They have got a comfortable house.

**easy** [i:zi] easy task. Can you help me to do this task? – Of course, I can. It is easy.

**difficult** [ˈdɪfɪkəlt] It is not easy = It is difficult. It is a difficult work – I cannot do it well. I am not good at Maths – it is difficult for me.

**dangerous** [ˈdeɪndʒərəs] a dangerous animal, a dangerous place. Lion is a dangerous animal. I am afraid of big dogs. They can be dangerous.



3



Listen and say.

**Mother:** Nick, we are going to aunt Lisa and uncle Fred this weekend. They invited us to visit their farmhouse.

**Nick:** A farmhouse? Do they live in the country?

**Mother:** Well, they bought a farm and moved to the country.

**Nick:** When did they buy it?

**Mother:** Last year they bought an old farmhouse. It was ugly and had a bad roof. They made a new roof, painted the walls and changed many things on the farm.

**Nick:** Do they have any animals there?

**Mother:** Of course, they do.

**Nick:** Oh, it's interesting!



4



Match the opposites, then complete the sentences.

old, dirty, ugly, difficult, angry, boring, sad, cold

easy, interesting, new, happy, clean, warm, beautiful, kind

**Example:** The house was old. – *It is new now.*

The floor was dirty. –

*It is ... now.*

The work was difficult. – ...

My teacher was angry. – ...

The lesson was boring. – ...

My friend was sad

yesterday. – ...

It was a cold day. – ...

5

Listen and sing the song.

## OLD MCDONALD

Old McDonald had a farm, E-I-E-I-O  
 And on his farm he had some cows, E-I-E-I-O  
 With a moo-moo here and a moo-moo there  
 Here a moo, there a moo, every where a moo-moo  
 Old McDonald had a farm, E-I-E-I-O.



Old McDonald had a farm, E-I-E-I-O  
 And on his farm he had some ducks, E-I-E-I-O  
 With a quack-quack here and a quack-quack there  
 Here a quack, there a quack, every where a quack-quack  
 Old McDonald had a farm, E-I-E-I-O.



Old McDonald had a farm, E-I-E-I-O  
 And on his farm he had some pigs, E-I-E-I-O  
 With an oink-oink here and an oink-oink there  
 Here an oink, there an oink, every where an oink-oink  
 Old McDonald had a farm E-I-E-I-O.



Old McDonald had a farm, E-I-E-I-O  
 And on his farm he had some chicks, E-I-E-I-O  
 With a chick-chick here and a chick-chick there  
 Here a chick, there a chick, everywhere a chick-chick  
 Old McDonald had a farm, E-I-E-I-O.



1



Listen and repeat.



field [fi:ld]



drive a car



fat



thin

2



Listen and read. Find out what changed on the farm.

### Uncle Fred's Farm

The farmhouse is painted and it looks nicer. The flowers are more beautiful. The tractor is more useful. Farmer Fred drives it and works in the fields. In the vegetable garden there are lots of vegetables. Fred's wife Lisa cooks them for dinner. The cows are cleaner. They are happier and give a lot of milk. Fred sells it and he also makes cheese. The dog's life is better and more interesting. He plays with Fred's son Tim. He eats better food. He's not so thin any more. He is fatter.

The chicken house has a new roof and it is more comfortable. The chickens are warmer and they aren't afraid



of the fox any more. They give more eggs so that farmer Fred and his family can have fresh eggs for breakfast in the morning. There is a big cat on the farm now and the mice are afraid. Life is also worse for the fox. He is not so fat and he is hungry. He doesn't have chicken for dinner any more.

**Remember!**




**beautiful** | **more beautiful**

The flowers are **more beautiful** than before.

The dog eats **better** food.

Life is **worse** for the fox.

**good** → **better**  
**bad** → **worse**

**3**  Complete as in the example.

- |  |                                       |
|--|---------------------------------------|
| 1 The house looks <i>nicer</i> (nice). | 5 The farmhouse is ... (comfortable). |
| 2 The cows are ... (clean).            | 6 The tractor is ... (useful).        |
| 3 The garden is ... (beautiful).       | 7 Life is ... for the fox (bad).      |
| 4 The roof is ... (new).               | 8 The dog's life is ... (good).       |

**4**  Read the text again and fill in the words.

#### THE HAPPY FARM

- The ... is more comfortable.
- The ... are more beautiful.
- The ... of the mice is more dangerous and difficult.
- The ... are cleaner and happier.



- 5 The ... is more useful now.
- 6 The ... is nicer. It's painted and has got a new roof.
- 7 ... is worse for the fox. He is thinner than before.
- 8 The dog's ... is better now. He is fatter than before.

5



Choose and read.

- 1 The new farm is (*more beautiful / uglier*) than the old farm.
- 2 The chicken house is (*more uncomfortable / more comfortable*) now.
- 3 The dog's life is (*more boring / more interesting*) now.
- 4 His food is (*better / worse*).
- 5 The mice have a (*more difficult / an easier*) life.
- 6 The fox's life is (*better / worse*).

6



Ask and answer in pairs.

- 1 Which is more interesting, life in the country or in a town?
- 2 Which is more difficult, cooking or working in fields?
- 3 Which is lovelier, a puppy or a small rabbit?
- 4 Which is more dangerous, riding a bike or driving a tractor?
- 5 Which is more useful, playing outside or watching TV at home all day?
- 6 Which is better, fresh milk or fresh lemonade?
- 7 Which is worse, being hungry or being thirsty?
- 8 Which is more comfortable, living in a flat or in a family house?

1



Listen and repeat.

tongue

[tʌŋ]



chameleon

[kə'mɪ:lɪən]

great white shark

[ɡreɪt waɪt ʃɑ:k]

owl

[aʊl]



insect

[ˈɪnsɛkt]

lizard

[ˈlɪzəd]

chimpanzee

[tʃɪmpənˈzi:]

2



Listen and read.

**strange** [streɪndʒ] a strange insect, a strange woman, to be in a strange place. Chameleon is a strange animal with an unusual skin. Mr Black lives an unusual life: he works at night and sleeps in a daytime. He is a strange man.

**intelligent** [ɪnˈtelɪdʒənt] an intelligent man, an intelligent girl. Jim can do difficult sums – he is very intelligent. Dolphin is one of the most intelligent animals on Earth.

## Remember!



interesting | **the most interesting**

The chameleon is **the most interesting** lizard in the world.

It is **the best** actor.

People are **the worst** enemies of chimps.

good → **the best**

bad → **the worst**

3



Complete each text with the words from the box and guess the animal.

**becomes, catches, changes, doesn't**

- a) It is the most interesting lizard in the world. It is the best actor. It ... the colour of its skin like actors change clothes. It ... look very pretty. It lives in Africa. It can be brown, green, yellow, black, blue and white. When it is calm, it is green. It ... yellow because it is angry but this is not all. It can climb trees. It has a strange tail and funny eyes. It can move one eye left, and the other right. It eats insects. It ... them with a very long tongue. Its tongue is longer than its body.

**catches, moves, sleeps, doesn't**

- b) It is the most popular bird in this book. It ... sleep at night like other birds. It ... during the day and hunts<sup>1</sup> at night. It has very large eyes to see better in the dark<sup>2</sup>. It can't move its eyes so it ... its neck. It flies without making any noise<sup>3</sup>. It ... mice, lizards and other small animals.

<sup>1</sup> to hunt [hʌnt] – полювати

<sup>2</sup> a noise [nɔɪz] – шум

<sup>3</sup> in the dark [dɑ:k] – у темряві

## eat, don't, destroy, live

- c) They are the most intelligent of all animals. They are like men. They ... in African tropical forests in small family groups. They ... fruit, leaves, ants and other things. Sometimes they ... and eat meat. They love learning and playing. People like them because they are funny. They ... like life in zoos because family and friends are important to them.

## don't, live, swim

- d) They are called white but they have a grey back. They are the best hunters in the sea. They look like a very big fish. Some are eight metres long. They ... alone. They have long tails and ... very fast, 69 kilometres an hour. They have very sharp teeth. They eat big fish and seals. Many people think they are the most dangerous animals of all. People are afraid of them when they go swimming but they ... often attack people.


**4 Match questions and answers.**


- |  |                                  |
|--|----------------------------------|
| 1 <b>Where</b> does the chameleon live?        | a) At night.                     |
| 2 <b>When</b> does the owl hunt?               | b) Mice and other small animals. |
| 3 <b>What</b> does the owl eat?                | c) To see better in the dark.    |
| 4 <b>Why</b> does the owl have big eyes?       | d) With a long tongue.           |
| 5 <b>How</b> does the chameleon catch insects? | e) In Africa.                    |



**5**  **Make up questions to match the answers.**

*About the chameleon:*

- 1 What ... ?            It eats insects.  
 2 Why ... ?            Because it's angry.

*About the owl:*


- 3 How ... ?            Without making any noise.  
 4 When ... ?            During the day.

*About the chimp:*

- 1 What ... ?            Learning and playing.  
 2 Why ... ?            Because they love freedom.

*About the shark:*

- 3 What ... ?            Big fish and seals.  
 4 How often ... ?      Very rarely.

**6**  **Present your favourite animal. Use the questions.**

- What is your favourite animal? Why?
- Is it big or small?
- Is it beautiful or ugly?
- Is it friendly or dangerous?
- What do you know about its life?





Now you can ...

1 ✓ ...look, ask and answer about the weather.



A: What is the weather like on Sunday?

B: It is rainy and cold.

A: What is ... on Monday?

B: ... Etc.



							
Sun	✓						✓
Mon		✓					✓
Tue		✓		✓			
Wed	✓		✓				
Thu				✓	✓		
Fri					✓		
Sat					✓	✓	

2 ✓ ... listen to the weather forecast<sup>1</sup> and complete the sentences.



- 1 This is the weather forecast for ...
- 2 We'll have four ...
- 3 In the morning it is going to be ...
- 4 At lunchtime ...
- 5 In the afternoon ...

<sup>1</sup> a forecast ['fɔ:kæst] прогноз

**3 ✓** ... read and choose the correct answer.

- a The poles are (*coldest / the coldest*) places on Earth.
- b Winter is (*the happiest / happier*) time for the polar bears in the Arctic.
- c The biggest tropical forests (*on the world / in the world*) are in South America.
- d The Dnieper is (*the biggest / bigger*) river in Ukraine.

**4 ✓** ... compare<sup>1</sup> the domestic<sup>2</sup> animals with the words:

shorter	faster	thinner	more interesting
longer	fatter	more intelligent	more beautiful

**5 ✓** ... say which of the animals is:

the biggest

the best

the most intelligent

the most dangerous

the strangest

the fastest

the longest

the funniest

the most interesting

the worst

**6 ✓** ... choose one of the animals and say five sentences about it.

**7 ✓** ... write a paragraph about your favourite season of the year.

<sup>1</sup> to compare [kəm'peə] порівнювати    <sup>2</sup> domestic [də'mestɪk] свійський

1



Listen and repeat.



a cooker  
[ˈkʊkə]



a toilet  
[ˈtɔɪlət]



a wardrobe  
[ˈwɔːdrəʊb]



in the middle (of)  
[ˈmɪdl]



in the corner  
[ˈkɔːnə]



between  
[brɪˈtwiːn]

2



Read and guess. More than one answer is possible.

- |                          |                        |
|--------------------------|------------------------|
| 1 You sit on it.         | 5 You put books in it. |
| 2 You cook on it.        | 6 You watch it.        |
| 3 You sleep on it.       | 7 You put food in it.  |
| 4 You put clothes in it. |                        |



3



a) Listen and read.



I like my kitchen. The walls are pink. There is a fridge on the left and a cupboard on the right. There is a sink in the corner. There is a gas-cooker between the sink and the cupboard. There is a table and there are four stools in the middle of the kitchen.

b) Read again and draw Kate's kitchen.

4



Complete the sentences.

*In my living-room there is a ..., there is a ... and there are ...*

*In my kitchen ... In my bathroom ... In my bedroom ...*

*My favourite room is ... because there ... in it.*

5



Write about the room of your dream.



## 1 Listen and repeat.



**mirror**  
[ˈmɪrə(r)]



**cupboard**  
[ˈkʌbəd]



## 2 Listen and read.

**traditional** [trəˈdɪʃnəl] – Traditional English tea is tea with milk. A fireplace is a traditional place in English homes. Pupils in our school wear a traditional green uniform.

## ENGLISH HOMES

Some English families live in flats, but lots of people have got their own<sup>1</sup> houses. There are two floors<sup>2</sup> in a traditional English house.

Two or three bedrooms and a bathroom are upstairs. The living-room, the dining-room, the kitchen and a hall are downstairs.

The living-room is usually a favourite in the house. There is always a sofa, some chairs and armchairs in it. There is often a carpet on the floor. It makes the room comfortable. The British people usually have a fireplace in the living-room. They sometimes call this room a sitting-room because they

<sup>1</sup>own [əʊn] — *власний*

<sup>2</sup>floor [flɔ:(r)] — *поверх*

often spend evenings in armchairs near the fireplace. They read books, watch TV, listen to music or sit around and talk. People in Britain like their homes and often say, "There is no place like home" or "East or West, home is best."<sup>3</sup>



3



Ask and answer in pairs.

- 1) Do all people in Britain live in their own houses?
- 2) How many floors are there in a traditional English house?
- 3) Which rooms are usually upstairs/downstairs?
- 4) Which room is a favourite in a traditional English house?
- 5) How do Englishmen sometimes call a living-room? Why?
- 6) What do the British think of their homes?

4



Read and say.

This is Janet. She is from England.  
She wants to know about your flat / house.  
Tell her about it.



<sup>3</sup> East [i:st] or West [west], home is best. — У гостей добре, а дома найкраще.

1



Listen and repeat.



a street

[stri:t]



a block of flats

[blɒk əv flæts]



a building

['bɪldɪŋ]



a house

[haus]

2



Listen and read.

My home is London. What is London?

It is a big city. I live at 10 Green Street.

My street is very nice.

There are not many cars in my street.

I live in a house.

My house is blue and it is not very big.

The front door is red. The rooms in my house are small.

My room is small, too. It is always messy but I like it.





3



Ask and answer in pairs.

1 Where is Vicky's home?

2 What colour is Vicky's house?

3 What colour is the front door?

4 Is Vicky's house very big?

5 Is Vicky's room big or small?



**Remember!**



Vicky lives at 10 Green Street.

number + name of the street  
the address

4



a) Say where Vicky's friends live.



... lives at ...

b) Write where you live.

I live at ... .. Street.

5



Have a talk.

— What's your first name?

— Kate.

— What's your surname?

— Smith.

— What's your address?

— I live at ...



1



Listen and repeat.



bridge  
[brɪdʒ]



museum  
[mju:'ziəm]



underground  
[ˈʌndəgraʊnd]



city  
[ˈsɪti]



town  
[taʊn]



double-decker  
[ˌdʌbl 'deɪkə]

2



Listen and read.



The  
Thames  
[temz]

## LONDON

London is a big city. It's in England. There is a river in London. It's called the Thames.

The Tower [ˈtaʊə] Bridge



There are a lot of bridges over the Thames. The Tower Bridge is very old and very famous. It can go up and down.

There is a big park in London. It's called Hyde Park. You can do a lot of things there. You can walk, run, ride a bike or ride a horse.

There are a lot of old buildings and museums in London. The British Museum is very famous. You can see some very old things there like mummies ([ˈmʌmɪz] - мумии).

There are a lot of cars and buses in the streets of London. London taxis are black and London buses are red. What are these big buses called? Double-deckers, of course. There are also trains that go under the streets. This place is called the underground. The trains there are very fast.



Hyde Park



The National Gallery  
[ðə ˌnæʃənəl ˈgæləri]



The British Museum



London double-decker



London Taxi

**3** Complete the sentences.

- 1 London is a big c...
- 2 The Thames is a r...
- 3 The Tower B... can go up and down.
- 4 In Hyde P... you can do a lot of things. You can run, walk, ride a b... or ride a h...
- 5 You can see mummies in the British M...
- 6 The place where t... go under the streets is called the u...

**4** Listen and sing the song.

**THE SONG OF PEOPLE**

Sing a song of people  
Walking fast or slow,  
People in the city  
Up and down they go.

People going shopping,  
People on the bus;  
People passing, passing  
Next to and in front of us.

People in the metro,  
Underneath<sup>1</sup> the ground,  
People driving taxis  
Round and round and round...



Sing a song of people  
Who like to come and go;  
Sing of city people  
You see but never know!

<sup>1</sup> underneath [ˌʌndəˈni:θ] — під (чимось)



1



Listen and repeat.



**supermarket**

['su:pə,mɑ:kɪt]



**market**

['mɑ:kɪt]



**cinema**

['sɪnəmə]



**theatre**

['θiətə]



**circus**

['sɜ:kəs]



**gallery**

['gæləri]

2



Listen and say.

*Vicky:* Bill, meet  
Peter. He is my  
cousin from York.

*Bill:* Hi, Peter!

*Peter:* Hello, Bill!

*Vicky:* Peter wants to  
have a walk  
round the city.

*Peter:* Is there any  
museum near  
here?





*Bill:* No, there isn't. But there is a nice circus in the street.

*Peter:* Really? Are there any animals in the circus?

*Bill:* Yes, of course.

*Peter:* Great! Can we go there?

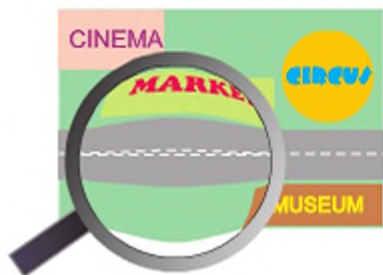
*Bill:* Sure.

3



Look and say.

There is a ... in the town.  
There isn't any ... in the town.



market, museum,  
gallery, cinema,  
theatre, circus

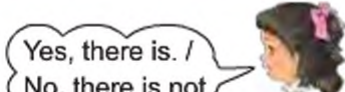
4



Look at the picture above. Ask and answer.



Is there a ...  
in the town?



Yes, there is. /  
No, there is not.

**1** Listen and repeat.



**between**  
[bi'twi:n]



**behind**  
[bi'haind]



**opposite**  
[ə'pəzɪt]



**restaurant**  
[ˈrestərɒnt]



**bank**  
[bæŋk]



**post office**  
[ˈpəʊst ˌɒfɪs]

**2** Listen and say.

*Vicky:* Look, Peter. This is my street.

*Peter:* It's very long. Where is the food shop?

*Vicky:* It's next to the gallery.

*Peter:* And where is the gallery?

*Vicky:* The gallery is down the street.



Peter: What is this beautiful building in front of us?

Vicky: It's a restaurant.

Peter: Is there a theatre in the street?

Vicky: No, there isn't. But there are two cinemas down the street.



3



Look, read and fill in with the words from the box.

- 1) The museum is *between* the Post Office and the Police Station.
- 2) The school is ... the library.
- 3) The Post Office is ... of Park Street and River Street.
- 4) The circus is ... of the theatre.
- 5) The school is ... the cinema and the swimming pool.
- 6) The hospital is ... to the Post Office.
- 7) The bank is ... the library ... of the bus stop.

between  
behind, next,  
on the left,  
on the right,  
opposite,  
on (at) the  
corner





4



Imagine you are in the phone box in the picture.  
a) Say what there is in the street.



b) Ask and answer.

down the street, behind, opposite; in front of;  
next to; to the left / right; between



Where is ...?



It is ...

5



Choose a place on the picture.

Your partner should guess where you are.



A: Is it behind /  
in front of /  
between /  
next to /  
opposite / on  
the left (right)  
side of ... ?

B: Yes, it is. /  
No, it is not.  
It is next to  
...

A: Is it the ... ?

B: ...



1



Listen and repeat.



**bakery**  
['beɪkəri]



**library**  
['laɪbrəri]



**bus stop**  
['bʌs stɒp]



**police station**  
[pə'li:s ,steɪʃn]

2



Listen and point to the right places in the picture.



3



a) Listen and read.

I live in Park Street. It is small, but there are some interesting places to see. There are two parks in my street. I like parks because there I can play with my friends. It is not difficult to find my house. It is between the bakery and the video rental. I go to the bakery every day after school, because you can buy delicious doughnuts there. You can borrow great videos at the video rental. I like comedies and action films best. Next to the bakery there is a supermarket. And then, just opposite my house, there is Uncle Phil's pet shop. There you can see all kinds of pets. I like Molly, the little monkey best. On the left side of the pet shop there is a toy shop. They have got a big collection of robots there. On the right side of the pet shop there is a sweet shop. There you can buy the best lollipops in town. It is great to live in Park Street, isn't it?



**lollipop**  
[ˈlɒlɪpɒp]

b) Match to make up true sentences.

- |                         |   |
|-------------------------|---|
| 1 Nick's house is ...   | a) opposite Nick's house.                   |
| 2 The bakery is ...     | b) on the left side of the pet shop.        |
| 3 The pet shop is ...   | c) on the right side of the shop.           |
| 4 The sweet shop is ... | d) between the video rental and the bakery. |
| 5 The toy shop is ...   | e) next to the supermarket.                 |



c) Ask and answer in pairs.



A: Is there a school in Park Street?

B: Yes, there is. / No, there isn't.

A: Where is the ... ?

B: It is ...



4



Have a talk about your classmate's street.



A: Is there a park in your street?

B: Yes, there is. / No, there isn't.



pet shop

supermarket

police station

cinema

theatre

gallery

theatre

library

bus stop

post office

bank

bakery

restaurant

museum

1



Listen and repeat.



go down the street



turn left

[tɜ:n]



turn right



cross the street



pass the shop

2



Look, listen and say.

a

M: Excuse me, where's the cinema?

N: Go down this street. The cinema is on the right, next to the museum.

M: Thank you.

N: That's OK.



b

*M:* Excuse me, where's the hospital?

*N:* It's in High Street. Go down this street. Then turn right. The hospital is opposite the park.

*M:* Thank you.

*N:* That's OK.

c

*M:* Excuse me, where's the bookshop?

*N:* It's in High Street. Go down this street. Then turn left. The bookshop is between the pet shop and the CD shop.

*M:* Thank you.

*N:* That's OK.



3



Ask and answer.

police station, church, school



*A:* Excuse me, where's the ...?

*B:* Go down this street. ...

*A:* Thank you.

*B:* That's OK.



4

Read, look and find out the place.



- 1 Go along the Station Street, cross the Bank Street, pass the Train Station, turn left and go along the Bridge over the river. Now you can see it.
- 2 Cross the Station Street, go along the Bank Street. It is next to the Circus.
- 3 Go along the Station Street, cross the Bank Street and go to the River Street, turn right and cross the Station Street, pass the Toy Shop and the Post Office and here you are. It is next to the Post Office.
- 4 Cross the Station Street, then cross the Bank Street, pass the Museum and the Toy Shop. It is opposite the Post Office, between the Sports School and the Swimming Pool.

- a cinema
- b school
- c market
- d hospital



1



Listen and say.

*Vicky:* Tomorrow is Sunday.

What can we do?

*Nick:* I haven't got any idea.

*Peter:* Let's go to the museum!

*Bill:* Which one?

*Vicky:* The one in the Art Street!

*Nick:* Here is the map. Let's look and find it!



*Vicky:* Look. We walk down the Hill Street. Then we cross the King's Street and turn right to the Art Street. The museum is on the left next to the supermarket.

*Bill:* Great! When can we meet?

*Nick:* Let's meet at 12 at the bus stop.

2



Have a talk.

A: Let's go to ...

B: Where is it?

A: Look at the map. We walk ...  
Then we cross / turn ...



3

Look, listen and follow.



A: Wow, that's great! I can see so many people! They are walking in the streets.

B: Yah, Oh, look, Ben, is that our English teacher Miss Simpson?

A: Where?

B: Over there! She's going down the Pink Street. Look, now she's crossing the Smile Street and passing the theatre.

A: I can't see her, Bob.

B: Look here, Ben, she is turning right, to the Sun Street. Look, now she's in front of the house next to the Circus. Can you see her now?

A: Oh, yes, I can.

B: But what is the house, she is going to?

A: I don't know. It's between the museum and the post-office.

B: May be it's a school for teachers?



4



Listen again, choose and complete.

- 1 Miss Simpson is the boys' ... .  
a) *Music teacher* b) *teacher of English*  
c) *teacher of Science*
- 2 Many ... are walking in the streets.  
a) *teachers* b) *friends* c) *people*
- 3 ... can't see the teacher.  
a) *Ben* b) *Bob* c) *Boys*
- 4 The house the teacher is going to is in ... .  
a) *Smile Street* b) *Pink Street* c) *Sun Street*
- 5 The house is between ... .  
a) *the museum and the lake*  
b) *the museum and the post office*  
c) *the circus and the post office*
- 6 This house is a ... .  
a) *library* b) *school for teachers* c) *sports school*

5



Act out the scenes of task 1.





- 1 ✓ ... look at the map, read the sentences and guess the places.

- 1 It is behind the post office. It is the ...
- 2 It is between the restaurant and the park. It is the ...
- 3 It is next to the school. It is the ...
- 4 It is opposite the church. It is the ...
- 5 It is in front of the supermarket. It is the ...
- 6 It is behind the bank. It is the ...
- 7 It is opposite the cinema. It is the ...





2 ✓ ... look at the map and help the passer-by<sup>1</sup>.



**1 Museum of Modern Art**

**2 Library**

**3 Computer Centre**

**4 Market**

**5 Post Office**

**6 Job Centre**

**7 Information Centre**

**8 Restaurant**

You are near the library.

- Excuse me. Can you tell me where the Information Centre is?
- Excuse me. Could you tell me where the Apollo Theatre is?
- Excuse me. Tell me where the City Church is, please.

<sup>1</sup> a passer-by [ˌpɑːsəˈbaɪ] — прохожий



- 3 ✓ ... read and answer the questions about the capital city of Ukraine.

### KYIV

Kyiv is the capital of Ukraine. There is a river in Kyiv. It's called the Dnieper. There are some bridges over the Dnieper. The Paton Bridge is one of the most famous bridges.

Kyiv is green. There are many parks in the city. The biggest one is called Hydro Park. There are different attractions there.

Kyiv is old and beautiful. You can go down Andriyivskiy Uzviz or



Volodymyrska Hirka. There is a lot of churches and cathedrals in Kyiv. You can visit museums and galleries or theatres and cinemas.



Kyiv Underground is called Metro. It is a very busy place. You can see hundreds and thousands of people there. The main street of the city is called Khreshchatyk. People like walking along this street. There are lots of shops and markets, banks and restaurants in Kyiv, too. Lots of people visit Kyiv every day.



- What's the capital of Ukraine?
- Is there a river? What's it called?
- Are there any famous bridges over the river? What are they called?
- Are there any cathedrals?
- Are there any museums and galleries?
- Are there theatres and cinemas?
- What is the main street called?
- Are there any parks? What is the biggest park called?
- What are the busy places of the city?

**4** ✓ ... role-play the situation in pairs.

You've got a guest at home.

You're showing some places in your town to him / her.

Your guest is asking questions. You can answer them.

**5** ✓ ...write some sentences about your street.

1  Match the sentences to the pictures.

1 My name is Gus.  
I go to school by bus.

2 My name is Jerome.  
I walk home.

3 I'm Maxi.  
I go by taxi.

4 Hello, I am Mike.  
I ride my bike.

5 Hello, I am Star.  
I go to work by car.

6 Hi, I am Jane.  
I go to work by train.

7 My name is Wayne.  
I fly in a plane.





Remember!



by train



by plane



by boat



by car



by taxi



on foot

2

Listen and read.

**to travel** ['trævl] to travel to the south, to travel by train, to travel about Ukraine. Jim likes travelling by plane. My family usually travels by car. Are you going to travel on holidays?

**to stay** ['steɪ] to stay with friends, to stay at granny's, to stay in the mountains, to stay for a weekend. We stayed at the hotel for a week. Where are you going to stay on your summer holidays?

**a trip** [trɪp] to be on a trip. We are on our trip to Scotland. Have a nice trip!

3  In pairs, look, read and say as in the example.

Example:

A: Mike and Terry are travelling by bus.

B: No, they aren't. They are going by taxi.

- 1) Ann is travelling by train.
- 2) Mike and Terry are travelling by car.
- 3) Jenny is going by plane.
- 4) Nick is travelling by bus.
- 5) Alice and Bob are going by ship.
- 6) Polly is travelling by taxi.



4  Say what kind of travelling is the fastest, what transport is slower than the other one.

comfortable, pleasant, exciting, nice, fast, slow, interesting

Example: *Taxi is the fastest transport in the city. Travelling by train is more comfortable than travelling by bus.*

5  Make up sentences.

Last summer	my friends	travelled to	the seaside	by	...
	the Browns		the mountains		...
	my parents		the river		...
	and I		Paris		...

6

Do the survey<sup>1</sup>. Then draw a graph.

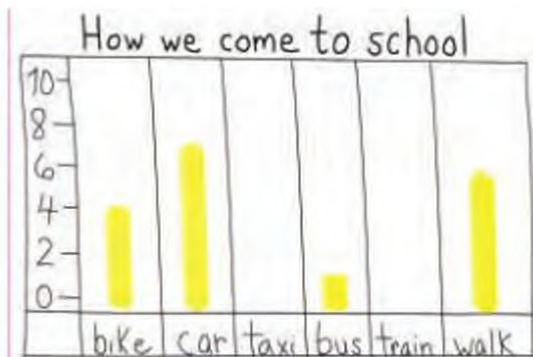
Do you go to school by bus?

No, I don't.



Do you ride a bike to school?

Yes, I do.



7



Listen and say the rhyme.

## TRAINS

Over the mountains,  
Over the plains<sup>2</sup>,  
Over the rivers  
Here come trains

Carrying<sup>3</sup> passengers,  
Carrying mail<sup>4</sup>  
Over the country  
Here come trains.

<sup>1</sup> a survey ['sɜːveɪ] - дослідження<sup>2</sup> plain [pleɪn] - рівнина<sup>3</sup> to carry ['kæəri] - нести, везти<sup>4</sup> mail [meɪl] - пошта

1



Listen and read.

**arrive** [ə'raɪv] to arrive in England, to arrive in a big city, to arrive in a small town, to arrive at the railway station. He arrived yesterday. When is the train arriving?

**leave** [li:v] to leave home, leave the station. The train leaves at 5. When does the train number 177 leave for London?

**platform** ['plætfɔ:m] The train number 38 to Oxford leaves at 7:30 from platform 3. Which platform does the train to London leave from?

**information desk** [ˌɪnfə'meɪʃn ,desk] Where is the information desk? If you need any information you may get it at the information desk.

2



Listen and say.



*Mother:* Your grandpa is going to visit us tomorrow.

*Vicky:* Hooray! Is he going to come by train or by bus?

*Mother:* By train. He asked to meet him at the railway station at 3 o'clock.



*Mother:* I think we need the information desk here.

*Vicky:* I can see it! Look. It's over there.



*Mother:* When does the train from Liverpool arrive, please?

*Woman:* At 3:15, madam.

*Mother:* Which platform?

*Woman:* Platform four.

*Mother:* Thank you.



**Remember!**

I – **me**

you – **you**

he – **him**

she – **her**

it – **it**

we – **us**

you – **you**

they – **them**



3



Say if the sentences are true or false.

- 1 Vicky's grandpa is going to visit them next weekend.
- 2 Grandpa is going to come by taxi.
- 3 Vicky and her mum are going to meet grandpa at 3 o'clock.
- 4 They are looking for the information desk.
- 5 The train arrives at 4:15.
- 6 It arrives at platform 3.

4



Make up as many sentences as you can.

The train  
The plane  
The bus  
The car

arrived  
didn't arrive

in  
at

London  
platform  
railway  
station  
Kyiv

on time.  
late.

5



Change the underlined words into 'you', 'him', 'her', 'them', 'us' or 'it'.

- 1 I can see my friends on this photo.
- 2 Let's meet aunt Meg at the railway station.
- 3 Look! I can see Bob in that bus.
- 4 Help your mother to do shopping.
- 5 I asked my parents to buy me a pet.
- 6 Fred is looking for his pet.

6



Act out the scenes of task 4 in pairs.

## 1 Listen and repeat.



**ticket**  
[ˈtɪkɪt]



**passenger**  
[ˈpæsɪndʒə]



**suitcase**  
[ˈsuːtkeɪs]

## 2 Listen and read.



## WHY TO TRAVEL?

If you like a change, travelling is the best way to be in different places and meet different people. When you travel, you can see and learn lots of new things.

First, you must arrange<sup>1</sup> your trip. There are many travel agencies which can help you to choose the place and your means of transport. Agencies buy tickets, book hotels and do all the papers for your trip. When you have tickets for some kind of transport, you are a passenger.

Then you have to pack your suitcase. Take some clothes and personal things. Don't forget a camera to take pictures of some interesting sights of a city or beautiful views of nature. It is always pleasant to watch the photos of some happy moments of your life!

<sup>1</sup> to arrange [əˈreɪndʒ] – організувати, підготувати

3



Choose and complete.

- 1 Travelling is the best way to ...
  - a) *meet famous people*
  - b) *learn lots of new things*
  - c) *visit friends*
- 2 You must ... first.
  - a) *ask your teacher*
  - b) *choose the means of transport*
  - c) *arrange your trip*
- 3 Travel agencies help to ...
  - a) *choose the place and transport*
  - b) *meet different people*
  - c) *learn lots of new things*
- 4 When you have your tickets you are a ...
  - a) *traveller*
  - b) *passenger*
  - c) *travel agent*
- 5 When you pack your suitcase ...
  - a) *ask the travel agent for help*
  - b) *take only warm clothes*
  - c) *take some clothes and personal things*
- 6 If you take a camera you can ...
  - a) *enjoy photos after your trip*
  - b) *make a present*
  - c) *put it into your suitcase*





## Remember!



- to travel | on business ['bɪznɪs]  
| for pleasure ['pleʒə]
- to | get to know | new things  
| learn |

4



Complete with 'on', 'for' or 'by'.

- 1) Liz always travels by plane on business.
- 2) His parents often travel ... pleasure.
- 3) Mary likes travelling ... foot.
- 4) Travelling ... ship is my favourite kind of travelling.
- 5) Last summer we went to the seaside ... car.
- 6) My father is very busy. He often travels ... business.
- 7) Do you like travelling ... business or ... pleasure?

5



Speak on travelling.

- 1) Do you agree that the best way to study nature is to travel?
- 2) Why do people travel when they are on their holidays?
- 3) Who can help to arrange everything for your trip?
- 4) What means of transport can you travel by?
- 5) What do you have to do before your trip?
- 6) Why do people take cameras?
- 7) Why do they take photos?

1




Listen and repeat.



**luggage**  
[ˈlʌɡɪdʒ]



**ticket office**  
[ˈtɪkɪt ˌɒfɪs]



**timetable board**  
[ˈtaɪm ˌteɪbl ˈbɔːd]



**bus station**  
[bʌs ˈsteɪʃn]



**airport**  
[ˈeəpɔːt]

2



Complete with the words from the box.

ticket, luggage, passengers, taxi, railway  
station, time-table board, platform, arrive

- 1 – Did you buy the ...?
- 2 – The ... who are going to Liverpool, please go to the seventh ... .

- 3 – Do you know when the train from Oxford ...?  
 – Sorry I don't know. Look at the ...please.
- 4 – How did you get to the ...?  
 – We went by ... .
- 5 – Where is your ...?



(sea) port

['si: pɔ:t]

3



Role-play the situation. Use the example.

**A** is a passenger, who wants to get some information.  
**B** is a clerk at the information desk. B answers A's questions.

Train to	Leaves	Platform	Arrives
Oxford	4:00	4	4:15
Liverpool	7:15	3	7:30
Paris	9:55	6	10:05
Kyiv	12:00	2	12:10
Berlin	3:30	1	3:45
Lviv	1:40	7	1:50

**Example:** A: When does the train to Kyiv leave?

B: It leaves at 12:00.

A: When does the train to ... arrive?

B: It arrives at ...



4 a) Match to make up a dialogue.



### AT THE TICKET OFFICE

- A: I would like a ticket to London, please.
- A: In the evening.
- A: When does it leave?
- A: Excellent. And when does it arrive in London?
- A: OK. How much is the ticket?
- A: Thank you.
- B: At 7:30 pm.
- B: Just a minute, please. I think the train number 57 is the best for you.
- B: When are you going to leave?
- B: At 9 pm.
- B: Have a nice trip!
- B: £9.



b) Act out the dialogue in pairs.

5 Ask questions. Use the words in brackets as in the example.

**Example:** Dan is going to go to Egypt by plane. (*How*)  
*How is Dan going to go to Egypt?*

- Their train arrived in London 5 minutes ago. (*When*)
- We are going to go to France by ship. (*How*)
- The train number 51 leaves for Paris at 5 o'clock. (*When*)
- We bought the tickets at the ticket office. (*Where*)
- There is a waiting hall at the station. (*What*)
- Mary and her mother went by bus. (*Who*)



## 1 Listen and repeat.



tram  
[træm]



underground  
[ˌʌndə'graʊnd]



trolley-bus  
['trɒlibʌs]

## 2 Listen and say.

*Vicky:* Hi, Nick. What are you reading?

*Nick:* I am reading an email from my American uncle.

*Vicky:* Does he live in the USA?

*Nick:* Yes, he does. He lives in New York. He invites me to visit him.

*Vicky:* Oh, really? How are you going to get there?

*Nick:* By plane, of course!

*Vicky:* I went by plane to Greece last summer...

*Nick:* Oh, do you know how I can get to the airport?

*Vicky:* You can take a taxi. Or you can go there by underground. It is cheaper.

*Nick:* Thank you, Vicky.




**3 Choose and complete.**

1 Nick is reading ...

- a) a book  
b) a letter  
c) an email

2 Nick's uncle lives in ...

- a) England  
b) the USA  
c) France

3 Nick is going to get to New York by ...

- a) train                      b) taxi                      c) plane

4 Vicky went by ... to Greece.


- a) plane                      b) train                      c) car

5 The cheapest way to get to the airport is to go there by ...


- a) train                      b) underground                      c) taxi


**Remember!**

to take	a train
to catch	a plane
to miss	a trolley bus
	a taxi
	a bus
	a tram


**4 Ask and answer in pairs.**


How can I get to the railway station?



You can take a ...  
Or you can catch a ...

museum, bus station, theatre, airport, railway station, centre, seaport, Kyiv, the USA, Italy

5



Listen and read.

**journey** ['dʒɜːni] an interesting journey, to go on a journey, a three-day journey. A journey is a long trip. Are you going on a journey this week?

**voyage** ['vɔɪ-ɪdʒ] to go on a voyage. A voyage is a journey by sea. You may have a voyage on the river, too.

**to board** ['bɔːd] Were there many passengers on board the ship? Sailors help the passengers to board the ship.

**beforehand** [bɪ'fɔːhænd] to buy the tickets beforehand. We always buy tickets beforehand. When you travel by plane you should buy the tickets beforehand.

### AT THE AIRPORT

Airport is like a little town. It has got its own shops, banks and cafés. It is always busy. There are a lot of people at the airport. Usually passengers buy their tickets at the ticket offices beforehand. They arrive at the airport by taxi or by bus.



If you have a lot of time before your flight you can wait in a comfortable armchair in the waiting hall. Some passengers like to buy souvenirs at the airport shop. Others buy a newspaper or a magazine. If you are hungry

you may have a snack<sup>1</sup> at a café. Children like to watch the pilots and mechanics through the big airport window.

When your flight is already announced<sup>2</sup> you have to pass the check-in desk. They weight your luggage, check your tickets and passports there. If everything is OK you get on the airbus. It takes you to the plane.



**air hostess**

[ˈeə ˈhɒstɪs]



<sup>1</sup> a snack [snæk] — лерка закускa; <sup>2</sup> to announce [əˈnaʊns] — оголошувати



6



Describe an airport and a plane flight.

- 1 Where do passengers buy their tickets?
- 2 How can you arrive at the airport?
- 3 What does an airport look like? Why?
- 4 What do people do before their flight?
- 5 What do children like doing in the airport?
- 6 What do they usually do at the check-in desk?
- 7 How can you get to the plane?
- 8 What does the airhostess do?

7



Role-play the situation in pairs.

You are a traveller. Answer the interviewer's questions.

*You:* ...

*Interviewer:* How did you get there?

*You:* ...

*Interviewer:* Where did you buy tickets?

*You:* ...

*Interviewer:* How long did it take you to get there?

*You:* ...

*Interviewer:* Where did you stay?

*You:* ...



1



Listen and read.

**a tour** [tuə] a long tour, a tour around the world. This tour is very interesting: we can visit many different places.

I enjoyed my tour about Ukraine very much.

**a tourist** ['tuərist] an active tourist, a good tourist. If you are on a tour, you are a tourist. I am a big tourist because I travel for enjoyment a lot. Many tourists visit London every year.

**sight** [saɪt] an interesting sight. What a beautiful sight! There are many beautiful sights over the Dnieper river. I like watching beautiful sights of the Carpathian mountains.

**sightseeing** ['saɪt,si:ŋ] go sightseeing. I am fond of going sightseeing in a big city. The book tells about some interesting places for sightseeing.

**royal** ['rɔɪəl] the royal family, the royal park. It's a royal palace because it belongs<sup>1</sup> to the Queen.

### LONDON SIGHTSEEING TOUR

Hello, ladies and gentlemen. We welcome you to London. London's most famous sights are the Tower Bridge, Big Ben and the Houses of Parliament, Trafalgar Square and St. Paul's Cathedral. You'll see all these places and much more of London from our red double-decker.

<sup>1</sup> to belong [bɪ'lɒŋ] — належати



We start from Trafalgar Square. On the column in the centre there is a statue of Admiral Nelson. To the left of us you can see the National Gallery. Now we are coming to Piccadilly Circus. It is the meeting point of six streets.

We **have just passed** Piccadilly Circus and now we are making our way to Buckingham Palace. Now we are at Buckingham Palace. It is London home of the Queen. Look, they **have just changed** the Guard. It happens every day at 11.30 am

We **have just turned** left and you can see St. James's Park. It is one of the royal parks...

... on the right you'll see Covent Garden. It is a tourist shopping centre with cafés and restaurants. We'll stop here so that you can go shopping. Our tour **has finished**. I hope very much that you **have enjoyed** this tour of London. Thank you and goodbye.



Changing the Guard  
[gɑ:d]

- I **have been** to London.
- I **have done** many interesting things.
- I **have seen** the Queen.
- I **have taken** lots of photos.

**Remember!**



be – was / were – **been** [bi:n]  
do – did – **done** [dʌn]  
see – saw – **seen** [si:n]  
take – took – **taken** ['teɪkn]

3  Choose and complete the sentences.

- 1 They have started from ...  
 a) *Buckingham Palace*      b) *Trafalgar Square*
- 2 They have seen ...  
 a) *National Gallery*      b) *the river Thames*
- 3 They have visited ... which is the London home of the Queen.  
 a) *St. James's Park*      b) *Buckingham Palace*
- 4 They have done shopping at ...  
 a) *Covent Garden*      b) *Piccadilly Circus*
- 5 They have enjoyed ...  
 a) *the double-decker*      b) *the tour*

4  Look, read and compare.



The bus is turning left.



The bus **has** turned left.



He is passing the shop.



He **has** passed the shop.





She is painting a picture.



She **has** painted a picture.



I am opening the window.



I **have** opened the window.

**Remember!**

We **have already** seen the Tower of London.

We **have already** done shopping.

We **have already** taken some photos.

We **haven't** seen the Queen **yet**.

We **haven't** visited London **yet**.

We **haven't** been to the Zoo **yet**.

have not = **haven't**

## 5 a) Listen and read.



- |                                   |                          |
|-----------------------------------|--------------------------|
| 1) London Zoo                     | 15) The Thames           |
| 2) Trafalgar Square               | 16) Big Ben              |
| 3) The Houses of Parliament       | 17) Westminster Abbey    |
| 4) The British Museum             | 18) The National Gallery |
| 5) St. James's Park               | 19) St. Paul's Cathedral |
| 6) Madame Tussaud's               | 20) Hyde Park            |
| 7) The Tower of London            | 21) Tower Bridge         |
| 8) Buckingham Palace              | 22) Covent Garden        |
| 9) The Museum of Childhood        |                          |
| 10) Changing the Guard            |                          |
| 11) The Natural History<br>Museum |                          |
| 12) Piccadilly Circus             |                          |
| 13) Regent's Park                 |                          |
| 14) The Tate Gallery              |                          |




**b) Read and say what the tourists have already seen or visited and what they have not seen in London.**

The tourists have just finished their tour.

They have already seen 2, 3, 5, 7, 8, 10, 12, 15, 16, 17, 18, 19, 20, 21, 22. They haven't yet seen 1, 4, 6, 9, 11, 13, 14.

**Example:** *They have already seen (visited) Trafalgar Square.  
They haven't seen (visited) the Tate Gallery.*

1  Read and role-play the situation.

Open the back cover of the book, look at the map inside and make up a sightseeing tour from any place you like. Use the following phrases.

1 Good morning, boys and girls. Welcome to our sightseeing tour. We are now ...

2 We have just crossed (passed, seen, turned left/right into ... street) ...


3 Now we're making our way along (crossing, passing, going along, turning right/left into ... street, going round) ...

4 Some minutes ago we crossed (passed, turned left/right, were, saw) ...

5 Look to the left (straight ahead, in front of us) and you'll see ... We'll stop here for half an hour and you can do some shopping.

2  Listen to your classmate's sightseeing tour and show it on the map.

- Whose tour is the most interesting?

3  Listen, read and remember.

buy – bought – **bought** [bɔ:t]

catch – caught – **caught** [kɔ:t]



come – came – **come** [kʌm]

eat – ate – **eaten** ['i:tn]

fly – flew – **flown** [fləʊn]  
 get – got – **got** [gɒt]  
 go – went – **gone** [gɒn]  
 have – had – **had** [hæd]  
 learn – learnt – **learnt** [lɜːnt]  
 read – read – **read** [red]  
 tell – told – **told** [təʊld]  
 write – wrote – **written** ['rɪtən]

4  Make true answers to the following questions.

- 1 Have you ever flown by plane?
- 2 Have you ever read about Admiral Nelson?
- 3 Have you ever gone shopping without your mother?
- 4 Have you ever written an email?
- 5 Have you ever told your friend about your family?
- 6 Have you ever eaten sushi?
- 7 Have you ever come home at 11 pm?
- 8 Have you ever seen an elephant?

5   Ask your classmate what he / she has done. Use the verbs<sup>1</sup> from the box and answer.

be, see, play, read, write, eat, buy, go



Have you ever ... ?



Yes, I have.  
 Yes, (very) often.  
 Yes, once (three times).  
 No, I haven't.  
 No, never.

<sup>1</sup>a verb [vɜːb] – дієслово



1



Listen and say how the Americans call their taxis and underground in New York.

**Vicky:** Hi, Nick! Did you enjoy your stay in New York?

**Nick:** Yes I did. It was great!

**Bill:** What does New York look like?

**Nick:** Well, it's a very big city. The streets are very busy with cars, buses and taxis. New York taxis are yellow. They are called cabs.

**Bill:** Is there an underground in New York?

**Nick:** Yes, there is. I have learnt it is called the subway. There are a lot of very tall buildings



The Brooklyn [bruklɪn] Bridge



a skyscraper ['skɑːskreɪpə]

in the city. They are called skyscrapers.

*Vicky:* Have you seen the Hudson River?

*Nick:* Oh, yes, I have. There are a lot of bridges over it. I have been on the Brooklyn Bridge. It is the most famous one.

*Bill:* What did you do in New York?

*Nick:* I had a sightseeing tour.

*Vicky:* Have you seen the Statue of Liberty?

*Nick:* Yes, I have! And I have taken a lot of photos and bought some souvenirs for you!



The Statue of Liberty'  
[ðə 'stæetʃu: əv 'lɪbətɪ]

2



Ask and answer in pairs.

- Where has Nick been?
- What has he seen?
- What has Nick learnt?
- What has he visited?
- What famous bridge has he been on?
- What did he have?
- What has Nick taken?
- What has he bought?




3



Act out the talk in task 1 in a group of three.

<sup>1</sup>liberty ['lɪbətɪ] – свобода

4  Match to make up a dialogue. Act out in pairs.

A: Hello. Could you give us some information about Kyiv's most famous sights?

B:

A: We haven't seen anything yet. We have just come.

B:

A: I think a Kyiv bus sightseeing tour will be nice.

B:

1 OK, fine. Let's go to Vokzalna Street. The bus tour starts from there.

2 What have you already seen in Kyiv?

3 Have a look at the leaflets over there and take a tour you like.



5   Interview a British tourist in Kyiv.

- 1 How long he / she has been in Kyiv.
- 2 If he / she has gone sightseeing.
- 3 If he / she has been to Khreshchatyk.
- 4 If he / she has been to the Saint Sophia's Cathedral.
- 5 If he / she has visited other Ukrainian towns.
- 6 What interesting places he / she has seen.



1

Listen and read.



- Nick:* Have you visited the London Eye, Peter?
- Peter:* Yes, I have. It is great!
- Nick:* How many times have you been there?
- Peter:* Three times.
- Nick:* When did you go there last time?
- Vicky:* We went there together last Saturday.

*Kate:* Hello, Nick. I haven't seen you for ages!

*Nick:* Hi, Kate! I have just come from New York.

*Kate:* Really?

*Vicky:* Kate, meet my cousin Peter. He comes from York.

*Kate:* Nice to meet you, Peter. I am Kate. Have you seen any places of interest in London?

*Peter:* Yes, I have.

*Kate:* Where have you been?


*Peter:* I have visited Madame Tussaud's, Ripley Collection and the British Museum...

*Kate:* Have you been to the Tower of London?

*Peter:* No, I haven't, yet.






**2 Complete the tables.**

## Present Perfect Simple

+	?	-
I ... He has cooked	Have I ...? ...he...?	I have not (haven't) ... He ... (...) ...

## Past Simple

+	?	-
I cooked. She... We ...	Did I ...? ... she cook? ... we ...?	I did not (didn't) ... She did not (...) ... We ... (...) ...


**3 Make up questions.**

- He went to Oxford yesterday.  
a) *Did?* b) *When?* c) *Where?* d) *Who?*
- He has never been to Oxford before.  
a) *Has?* b) *Who?* c) *Where?*


**4 Ask and answer in pairs.**

A: Have you been to / visited ...?

B: Yes, I have. / No, I haven't yet.

A: When did you go there?

B: I went there ...

A: Have you seen ...?

B: Yes, I have. / No, I haven't yet.

A: When did you see it?

B: I saw it ...





Now you can ...

1 ✓ ... say how people get to different places.



Example: *Some people go by ... Some go by ...*

2 ✓ Ask and answer in pairs.



Did you travel by ...  
last summer?

Yes, I did. /  
No, I didn't.



- 3 ✓ ... read the text and say if the statements below are true or false.

*I like travelling by sea. It is really great to breathe the sea air, to watch the fish swimming in the water. The passengers live in comfortable rooms. They have their breakfasts, lunches and dinners in a restaurant on the ship. There is a pool on board the ship, too. The passengers may swim in it and sunbathe in the sun. It is the best and the most comfortable way to travel from one continent to another.*

Alice



- 1 Alice doesn't like to watch fish in the water.
- 2 Passengers of ships live in rooms.
- 3 Sometimes there are pools on ships.
- 4 Passengers may walk on board the ship.
- 5 You can travel from one continent to another by sea.


**4** ✓ ... read, then agree or disagree.

- 1 Travelling is very popular nowadays.
- 2 The fastest way of travelling is by train.
- 3 Travelling by plane is slower than by train.
- 4 Travelling by car is the best.
- 5 Trains are more comfortable than buses.
- 6 Train journeys are more interesting than ship voyages.
- 7 Travelling is the best way to study nature.



**Example:** *I agree. Travelling is very popular.*  
*I don't agree. I think ...*

**5** ✓ ... read the text and say what there is at Heathrow Airport.


This is Heathrow Airport. It is the busiest<sup>1</sup> airport in the world. Airplanes fly from Heathrow to more than

180 cities in 80 different countries. There are over 64 million passengers in the airport every year. There are many

<sup>1</sup>the busiest ['bizɪəst] — найзавантаженіший (роботою, людьми)



information desks in the airport. There are two post offices and many shops. There are toilets and showers and many restaurants. There is also a Visitors' Centre.

**6 ✓ ... choose the right word about the airport.**

- 1 Airplanes fly from Heathrow to over one hundred and eighty *cities / countries*.
- 2 Airplanes fly to *eight / eighty* countries.
- 3 There are over *seventy-four / sixty-four* million passengers in the airport every year.
- 4 There are *many / a few* shops and restaurants.

**7 ✓ ... answer the questions and tell your classmate what you have done today.**

- 1 What have you eaten today?
- 2 What games have you played today?
- 3 What lessons have you had today?
- 4 Who have you met today?
- 5 What have you bought today?
- 6 Where have you been today?
- 7 Who have you played with today?
- 8 Who has not come to school today?

**8 ✓ ... ask your classmate what he / she has done today and write three sentences about him / her.**

**9 ✓ ... write some notes in your Traveller's Diary<sup>1</sup> about your favourite way of travelling.**

<sup>1</sup> a diary ['daɪəri] — щоденник

## СЛОВНИК

## INTRODUCTION

- address** [ə'dres] адреса  
**again** [ə'geɪn] ще раз, знову  
**complete** [kəm'pli:t] доповнювати, заповнювати  
**e-mail** ['i:meɪl] л. електронний лист; в. надсилати електронним листом  
**false** [fə:ls] неправдивий  
**hear** [hiə] слухати  
**information** [ˌɪnfə'meɪʃn] інформація  
**learn** [lɜ:n] вивчати, дізнаватись  
**number** ['nʌmbə] цифра, число, числівник  
**personal** ['pɜ:snəl] особистий  
**piece** [pi:s] шматок  
**spell** [spel] писати / вимовляти по літерах  
**true** [tru:] правдивий, справжній  
**try** [traɪ] намагатись

## UNIT 1

- after** [ˈɑ:ftə] після  
**around** [ə'raʊnd] навколо  
**Art** [ɑ:t] мистецтво, зображувальне мистецтво  
**badge** [bædʒ] значок  
**be over** [bi:'əʊvə] бути завершеним  
**because** [bi'kɒz] тому що  
**before** [bi'fɔ:] перед  
**begin** [bi'gɪn] починати (сь)  
**break** [breɪk] перерва  
**brush** [brʌʃ] пензлик, щітка; фарбувати щіткою; розчісувати(сь) щіткою  
**classes** [ˈklɑ:sɪs] уроки, заняття  
**clothes** ['klaʊðz] одяг  
**comfortable** ['kɒmfətəbəl] зручний, комфортний  
**Computer Science** [kəm'pjʊ:tə 'saɪəns] комп'ютерна грамота  
**crayon** ['kreɪɒn] крейда  
**do sums** розв'язувати задачі

## Прийняті позначення:

- n.* = noun (іменник)  
*v.* = verb (дієслово)  
*adj.* = adjective (прикметник)  
*adv.* = adverb (прислівник)  
*prep.* = preposition (прийменник)

- Drama** ['drɑ:mə] урок драматичного мистецтва  
**during** [ˈdʒu:ɪŋ] упродовж  
**feel** [fi:l] відчувати, почувати (сь)  
**feel sorry** [fi:l 'sɔ:ri] відчувати жаль  
**free** [fri:] вільний; безкоштовний  
**French** [frentʃ] французький  
**get ready** [get 'redi] готуватись  
**glue** [glu:] клей  
**guess** [ges] здогадуватись  
**half** [hɑ:f] половина  
**hold** [həʊld] тримати  
**hold up** підносити вгору  
**jacket** ['dʒækt] піджак  
**jeans** [dʒi:nz] джинси  
**marker** ['mɑ:kə] маркер  
**Maths** [mæθs] математика  
**need** [ni:d] л. потреба; в. потребувати  
**next** [nekst] наступний  
**often** ['ɒfən] часто  
**outdoors** [ˌaʊt'dɔ:z] на дворі  
**PE** [pi:'tɪ] урок фізкультури  
**pocket** ['pɒkɪt] кишеня  
**pound** [paʊnd] фунт стерлінгів  
**quarter** ['kwɔ:tə] чверть, чверта частина  
**ready** ['redi] готовий  
**Science** ['saɪəns] урок природничих наук  
**scissors** ['sɪzəz] ножиці  
**sentence** ['sentəns] речення  
**shop** [ʃɒp] магазин

**shop assistant** [ʃɒp ə'sistənt] продавець  
**special** ['speʃəl] особлива річ; особливий  
**story** ['stɔ:ri] оповідання  
**study** ['stʌdi] навчання; навчатись  
**subject** ['sʌbdʒekt] навчальний предмет  
**teach** [ti:tʃ] навчати  
**test** [test] тест; контрольна робота  
**then** [ðen] тоді; потім  
**together** [tə'geðə] разом  
**uniform** ['ju:nifɔ:m] форма одягу  
**wear** [weə] носити (про одяг)  
**word** [wɜ:d] слово  
**work** [wɜ:k] *л.* робота; *в.* працювати

## UNIT 2

**act** [ækt] діяти; вчиняти  
**action film** ['æʃn fɪlm] фільм у стилі «екшн», бойовик  
**age** [eɪdʒ] вік  
**answer** ['ɑ:nsə] *л.* відповідь; *в.* відповідати  
**(the) Arctic** ['ɑ:ktɪk] Арктика  
**ball** [bɔ:l] бал  
**beach** [bi:tʃ] пляж  
**board game** ['bɔ:d geɪm] настільна гра  
**broom** [brʊ:m] мітла  
**bumper car** ['bʌmpə kɑ:] машинка на автодромі  
**busy** ['bɪzi] зайнятий, заклопотаний  
**check** [tʃek] перевіряти  
**cinema** ['sɪnəmə] кіно; кінотеатр  
**clap** [klæp] плескати в долоні  
**club** [klʌb] клуб  
**comedy** ['kɒmədi] комедія  
**comic** ['kɒmɪk] комікс  
**cool** [ku:l] крутий, класний  
**costume** ['kɒstjʊ:m] костюм  
**desert** ['dezət] пустеля  
**dinosaur** ['daɪnəsɔ:] динозавр  
**drive** [draɪv] їхати за кермом, кермувати

**dwarf** [dwa:f] гном  
**early** ['ɜ:li] рано  
**ever** ['evə] коли-небудь  
**favourite** ['feɪvərɪt] улюблений  
**feed** [fi:d] годувати  
**find** [faɪnd] знаходити  
**free time** [fri: 'taɪm] вільний час  
**ghost** [gɔ:st] привид  
**great** [gret] великий; чудовий  
**helicopter** ['helɪkɒptə] вертоліт  
**hero** ['hɪərəʊ] герой  
**hide** [haɪd] ховати (сь)  
**imagine** ['ɪmædʒɪn] уявляти  
**island** ['aɪlənd] острів  
**desert island** ['dezət,aɪlənd] безлюдний острів  
**jungle** ['dʒʌŋgl] джунгли  
**kid** [kɪd] дитина  
**ladder** ['lædə] драбина  
**land** [lənd] земля; країна  
**list** [lɪst] перелік  
**look for** [lʊk fɔ:] шукати (за)  
**magic** ['mædʒɪk] *л.* чари; *adj.* чарівний  
**mean** [mi:n] означати; мати на увазі  
**mime** [maɪm] показувати мімікою  
**missing** ['mɪsɪŋ] пропущений  
**move** [mu:v] рухати (сь)  
**paint** [peɪnt] малювати фарбами  
**palm tree** ['pɑ:m tri:] пальма  
**part** [pɑ:t] частина  
**photo** ['fəʊtəʊ] фото  
**pirate** ['paɪrət] пірат  
**player** ['pleɪə] гравець  
**pleasure** ['pleʒə] приємність  
**pm** [ˌpi:'em] час після 12 години дня  
**question** ['kwɛstʃən] питання  
**rap** [ræp] реп (*муз. стиль*)  
**riddle** ['rɪdl] загадка  
**rollercoaster** ['rɒlə,kɔ:stə] гірка (*атракціон*)  
**ride a rollercoaster** кататись на гірках  
**sea** [si:] море

**shake hands** [ʃeɪk 'hændz] здороватись за руку  
**show** [ʃəʊ] *n.* шоу, вистава;  
*v.* показувати  
**skip** [skɪp] стрибати на скакалці  
**snap** [snæp] клацати пальцями  
**solve** [sɒlv] розв'язувати  
**stick** [stɪk] липкий, клейкий  
**take a photo** [teɪk 'fəʊtəʊ] фотграфувати  
**video rental** ['vɪdiəʊ 'rentl] прокат відеофільмів  
**wardrobe** ['wɔːdrəʊb] шафа для одягу  
**who** [huː] хто

## UNIT 3

**always** [ɔːlweɪz] завжди  
**anything** ['eniθɪŋ] що-небудь  
**bar** [bɑː] плитка (шоколаду)  
**birthday card** ['bɜːθdeɪ] вітальна листівка з Днем народження  
**biscuit** ['bɪskɪt] печиво  
**bookmark** ['bʊkmɑːk(ə)] закладка в книзі  
**bottle** ['bɒtl] пляшка  
**bring** [brɪŋ] приносити, привозити  
**butter** ['bʌtə] масло вершкове  
**Canada** ['kænədə] Канада  
**Canadian** [kə'neɪdiən] канадійський  
**carrot** ['kærət] морква  
**carton** ['kɑːtn] картонна коробка (упаковка)  
**celebrate** ['seləbreɪt] святкувати  
**cheese** [tʃiːz] твердий сир  
**cherry** ['tʃerɪ] вишня  
**children** ['tʃɪldrən] діти (множ.)  
**correct** [kə'rekt] виправляти; правильний  
**cut out** [kʌt 'aʊt] вирізати  
**decoration** [ˌdeko'reɪʃn] декорація, прикраса  
**Easter** ['iːstə] Великодень  
**exercise** ['eksəsaɪz] вправа  
**extra** ['ekstrə] зайвий, додатковий

**Father Frost** ['fɑːðə frɒst] Дід Мороз  
**find out** [faɪnd 'aʊt] виявляти, знаходити  
**fireplace** ['faɪ(ɪ)əpleɪs] камін  
**flour** ['flaʊə] борошно  
**food** [fuːd] їжа  
**forget** [fə'get] забувати  
**fridge** [frɪdʒ] холодильник  
**get** [get] отримувати  
**get to** – діставатись до (місця)  
**go shopping** [gəʊ 'ʃɒpɪŋ] ходити за покупками  
**greeting** ['griːtɪŋ] вітання  
**guest** [gest] гість  
**hang** [hæŋd] висіти  
**holiday** ['hɒlɪdi] свято  
**honey** ['hʌni] мед  
**hope** [haʊp] надія  
**how many** [haʊ 'meni] скільки (*із злічуваними іменниками*)  
**how much** [haʊ mʌtʃ] скільки (*із незлічуваними іменниками*)  
**idea** [aɪ'diə] думка, ідея  
**invite** [ɪn'vaɪt] запрошувати  
**jar** [dʒɑː] банка  
**juice** [dʒuːs] сік  
**know** [nəʊ] знати  
**luck** [lʌk] удача  
**Good luck!** [gʊd 'lʌk] Нехай щастить!  
**magnet** ['mæɡnɪt] магніт  
**many** ['meni] багато (*із злічуваними іменниками*)  
**meat** [miːt] м'ясо  
**medium** ['miːdiəm] середній  
**merry** ['merɪ] веселий  
**money** ['mʌni] гроші  
**much** [mʌtʃ] багато (*із незлічуваними іменниками*)  
**mug** [mʌɡ] кружка  
**mushroom** ['mʌʃrʊm] гриб  
**next** [nekst] наступний  
**onion** ['ɒnjən] цибуля  
**pack** [pæk] упаковка, пакунок  
**party** ['pɑːti] свято



**pay** [peɪ] платити  
**pear** [peə] груша  
**pence** [pens] пенс (британська монета)  
**people** ['pi:pl] люди  
**pie** [paɪ] пиріг  
**pillow** ['pɪləʊ] подушка  
**point** [pɔɪnt] пункт, місце  
**polite** [pə'laɪt] ввічливий  
**popcorn** ['pɒpkɔ:n] попкорн  
**postcard** ['pəʊstkɑ:d] поштова листівка  
**price** [praɪs] ціна  
**pyjama** [pɔɪ'dʒɑ:mə] піжама  
**relative** ['relatɪv] родич  
**rice** [raɪs] рис  
**romantic** [rəʊ'mæntɪk] романтичний  
**sandwich** ['sænwɪdʒ] бутерброд  
**Santa Claus** ['sæntəklɔ:z] Санта Клаус  
**say** [seɪ] сказати  
**send** [send] надіслати  
**St** [sent] святий (скорочення від Saint)  
**stocking** ['stɒkɪŋ] панчоха  
**sugar** ['ʃʊgə] цукор  
**sweets** [swi:t] цукерки  
**take away (food)** [teɪk ə'weɪ] з собою (бже на винос)  
**tell** [tel] розповідати  
**think** [θɪŋk] думати  
**tomorrow** [tə'mɒrəʊ] завтра  
**topping** ['tɒpɪŋ] покриття зверху  
**tradition** [trə'dɪʃn] традиція  
**twice** [twɑɪs] двічі  
**victory** ['vɪktəri] перемога  
**visit** ['vɪzɪt] відвідувати

## UNIT 4

**afraid (of)** [ə'freɪd] боятись  
**African** ['æfrɪkən] африканський  
**angry** ['æŋɡri] розлючений, сердитий  
**animal** ['ænɪməl] тварина  
**Antarctic** [ænt'ɑ:ktɪk] Антарктика

**attack** [ə'tæk] атакувати, нападати  
**become** [bɪ'kʌm] ставати  
**better** ['betə] кращий  
**boring** ['bɔ:ɪŋ] нудний, нецікавий  
**bottom** ['bɒtəm] низ  
**buy** [baɪ] купувати  
**call** [kɔ:l] кликати, називати  
**camel** ['kæmɪ] верблюд  
**catch** [kætʃ] ловити; впливати  
**chameleon** [kə'mɛli:ən] хамелеон  
**change** [tʃeɪndʒ] змінювати; обмінювати  
**chicken** ['tʃɪkən] курча  
**city** ['sɪti] велике місто  
**cloudy** ['klaʊdi] хмарний  
**company** ['kʌmpənɪ] компанія  
**compare** [kəm'peə] порівнювати  
**continent** ['kɒntɪnənt] континент, материк  
**dangerous** ['deɪndʒərəs] небезпечний  
**desert** ['dezət] пустеля; пустальний  
**destroy** [dɪ'strɔɪ] руйнувати  
**different** ['dɪfrənt] інший, відмінний; різні  
**difficult** ['dɪfɪklt] складний, важкий  
**dirty** ['dɜ:tri] брудний  
**Dnieper** [d'ni:pe] Дніпро  
**dry** [draɪ] сухий; сушити  
**Earth** [a:θ] Земля  
**easy** ['i:zi] простий, легкий  
**enemy** ['enəmi] ворог  
**even** ['i:vən] навіть  
**farm** [fɑ:m] ферма  
**farmer** ['fɑ:mə] фермер  
**farmhouse** ['fɑ:mhaʊz] фермерський будинок  
**fat** [fæt] товстий  
**field** [fi:ld] поле  
**fill in** [fɪl 'ɪn] заповнювати  
**foggy** ['fɒɡi] туманний  
**forest** ['fɒnst] ліс  
**fox** [fɒks] лис  
**friendly** ['frendli] дружній  
**frosty** ['frɒsti] замерзлий, морозний

**garden** [ˈgɑ:dn] сад, город  
**geese** [gi:s] гуси (множ.)  
**ground** [graʊnd] земля, грунт  
**hungry** [ˈhʌŋɡri] голодний  
**ice** [aɪs] лід  
**important** [ɪmˈpɔ:nt] важливий  
**insect** [ˈɪnsɛkt] комаха  
**intelligent** [ɪnˈtelɪdʒənt] розумний  
**keep** [ki:p] тримати; утримувати;  
 дотримуватись  
**kilometer** [ˈki:lə,mɪ:tə] кілометр  
**Kyiv** [ˈki:ɪv] Київ  
**leaf** [li:f] листок (з дерева)  
**leaves** [li:vz] листя  
**learn** [lɜ:n] вивчати, взнавати  
**live** [lɪv] жити  
**lizard** [ˈlɪzəd] ящірка  
**London** [ˈlʌndən] Лондон  
**Lord** [lɔ:d] Господь  
**metre** [ˈmi:tə] метр  
**mice** [maɪs] миші  
**month** [mʌnθ] місяць (календарн.)  
**mouse** [maʊs] миша  
**muddy** [ˈmʌdi] брудний  
 (від болота)  
**North** [nɔ:θ] північ  
**now** [naʊ] зараз, тепер  
**ocean** [ˈoʊʃn] океан  
**owl** [aʊl] сова  
**paint** [peɪnt] фарбувати пензлем  
**pair** [peə] пара  
**paragraph** [ˈpærəgrɑ:f] абзац  
**Paris** [ˈpærɪs] Париж  
**penguin** [ˈpeŋɡwɪn] пінгвін  
**plant** [plɑ:nt] рослина  
**polar** [ˈpɔ:lə] полярний, північний  
**pole** [pəʊl] полюс  
**pretty** [ˈprɪti] гарненький  
**rainforest** [ˈreɪn fɔ:rest] тропічний ліс  
**rarely** [ˈreəli] рідко  
**really** [ˈri:əli] справді  
**ring** [rɪŋ] дзвонити  
**Rome** [rəʊm] Рим  
**roof** [ru:f] дах

**sad** [sæd] сумний  
**Sahara** [səˈhɑ:rə] Сахара  
**seal** [si:l] морський котик  
**see** [si:] бачити  
**shark** [ʃɑ:k] акула  
**sheep** [ʃi:p] вівця, вівці  
**short** [ʃɔ:t] короткий, низький  
**skate** [skeɪt] кататись на ковзанах  
**ski** [ski:] кататись на лижах  
**sledge** [sledʒ] кататись на санках  
**snowball** [ˈsnəʊbɔ:l] снігова грудка  
**snowflake** [ˈsnəʊfleɪk] сніжинка  
**snowman** [ˈsnəʊmæn] сніговик  
**South** [sauθ] південь  
**strong** [strɒŋ] сильний  
**tall** [tɔ:l] високий  
**than** [ðən] ніж  
**thin** [θɪn] тонкий  
**thirsty** [ˈθɜ:sti] спраглий  
**through** [θru:] через  
**tongue** [tʌŋ] язик  
**top** [tɒp] вершина, верхівка  
**tractor** [ˈtræktə] трактор  
**tropical** [ˈtrɒpɪkl] тропічний  
**ugly** [ˈʌɡli] негарний  
**useful** [ˈju:sfl] корисний  
**usually** [ˈju:ʒuəli] зазвичай  
**weather** [ˈweðə] погода  
**wet** [wet] вологий, мокрий  
**wish** [wɪʃ] *n.* бажання;  
*v.* бажати  
**worse** [wɜ:s] гірший  
**yesterday** [ˈjestədi] вчора

## UNIT 5

**attraction** [əˈtrækʃn] атракціон  
**bakery** [ˈbeɪkəri] хлібний магазин  
**bank** [bæŋk] банк  
**behind** [biˈhaɪnd] позаду, за  
**between** [biˈtwi:n] між  
**block of flat** [blɒk ɒv flæt]  
 багатоквартирний будинок  
**bridge** [brɪdʒ] міст  
**building** [ˈbɪldɪŋ] будівля

**bus stop** ['bʌstɒp] автобусна зупинка  
**capital** ['kæpɪtəl] столиця  
**carpet** ['kɑ:pɪt] килим  
**cathedral** [kə'teɪdrəl] собор  
**centre** ['sentə] центр  
**church** [tʃɜ:tʃ] церква  
**circus** ['sɜ:kəs] цирк  
**city** ['sɪti] велике місто  
**collection** [kə'leɪʃn] колекція  
**cooker** ['kʊkə] кухонна плита  
**corner** ['kɔ:nə] кут  
**cross** [krɒs] переходити, пересікати  
**cupboard** ['kʌbəd] буфет, сервант  
**delicious** [dɪ'lɪʃəs] смачний  
**dining-room** ['daɪnɪŋru:m] їдальня  
**double-decker** [ˌdʌbl'deɪkə]  
 двоповерховий автобус  
**dream** [dri:m] *n.* мрія;  
*v.* мріяти  
**flat** [flæt] квартира  
**front** [frʌnt] передній  
**gallery** ['gæləri] галерея  
**go down** [gəʊ daʊn] спускатись вниз  
**home** [həʊm] дім  
**hospital** ['hɒspɪtəl] лікарня  
**house** [haʊs] будинок  
**information** [ˌɪnfə'meɪʃn] інформація  
**job** [dʒɒb] робота  
**king** [kɪŋ] король  
**library** ['laɪbrəri] бібліотека  
**lollipop** ['lɒlɪpɒp] льодяник на паличці  
**main** [meɪn] головний  
**market** ['mɑ:kɪt] ринок, базар  
**messy** ['mesi] в безладі  
**metro** ['metrəʊ] метро  
**middle** ['mɪdl] *n.* середина,  
*adj.* середній  
**mirror** ['mɪrə] дзеркало  
**modern** ['mɒdn] сучасний  
**museum** [mju:'ziəm] музей  
**never** ['nevə] ніколи  
**opposite** ['ɒpəzɪt] навпроти  
**over** [əʊvə] над, через

**partner** ['pɑ:tnə] партнер  
**pass** [pɑ:s] проходити (*ноєс*)  
**police station** [pə'li:s ,steɪʃn]  
 поліцейський відділок  
**Post Office** ['pəʊst ,ɒfɪs] поштове  
 відділення  
**restaurant** ['restərɒnt] ресторан  
**round** [raʊnd] круглий; навколо  
**side** [saɪd] сторона  
**downstairs** [ˌdaʊnstɪəz] вниз (*нижній*  
*поверх*)  
**spend** [spend] проводити  
**square** [skweə] площа  
**stool** [stʊ:l] табуретка  
**street** [stri:t] вулиця  
**supermarket** ['su:pə,mɑ:kət]  
 супермаркет  
**taxi** ['tæksi] таксі  
**theatre** ['θi:ətə] театр  
**toilet** ['tɔɪlət] туалет  
**tower** [taʊə] вежа  
**town** [taʊn] місто, містечко  
**traditional** [trə'dɪʃnəl] традиційний  
**turn** [tɜ:n] повертати  
**underground** [ˌʌndəgraʊnd] під  
 землею; метро у Лондоні  
**upstairs** [ˌʌp'steəz] наверх  
 (*на верхньому поверсі*)  
**walk** [wɔ:k] йти пішки

## UNIT 6

**abbey** ['æbi] абатство, монастир  
**agency** ['eɪdʒənsi] агенція  
**for ages** довгий час, вічність  
**agree** [ə'ɡri:] погоджуватись  
**air hostess** [eə 'hɔ:stɪs] стюардеса  
**airport** ['eəpɔ:t] аеропорт  
**along** [ə'lɒŋ] вздовж  
**already** [ə:l'reɪdɪ] вже  
**arrive** [ə'rɪv] прибувати  
**beforehand** [bɪ'fɔ:hænd] заздалегідь  
**blow** [bləʊ] дуети  
**board** [bɔ:d] борт  
**business** ['bɪznəs] справи; діловий

- camera** ['kæmərə] фотоапарат  
**cathedral** ['kæθɪdrəl] собор  
**change** [tʃeɪndʒ] л. обмін;  
 и. обмінювати  
**cheap** [tʃi:p] дешевий  
**childhood** ['tʃaɪldhʊd] дитинство  
**column** ['kɒləm] колона  
**diary** ['daɪəri] щоденник  
**Egypt** ['i:pt] Єгипет  
**enjoy** [ɪn'dʒɔɪ] насолоджуватись  
**everything** ['evriθɪŋ] все  
**famous** ['feɪməs] знаменитий  
**fast** [fɑ:st] *adj.* швидкий;  
*adv.* швидко  
**finish** ['fɪnɪʃ] закінчувати  
**flight** [flaɪt] політ  
 on foot пішки  
**get to know** знайомитись  
**guard** [gɑ:d] охорона  
**her** [hɜ:] її  
**history** ['hɪstəri] історія  
**him** [hɪm] його  
**information desk** [ɪnfə'meɪʃn desk]  
 стіл довідок  
**journey** ['dʒɜ:nɪ] подорож  
**last** [lɑ:st] останній  
**leaflet** ['li:flet] буклет  
**leave** [li:v] залишати; покидати;  
 виїжджати  
**life** [laɪf] життя  
**luggage** ['lʌgɪdʒ] вантаж  
**magazine** [ˌmæɡə'zɪ:n] журнал  
**means of transport** [mi:nz] засоби  
 транспорту  
**million** ['mɪljən] мільйон  
**moment** ['məʊmənt] момент  
**mountain** ['maʊntɪn] гора  
**nature** ['neɪtʃə] природа  
**newspaper** ['nju:z,peɪpə] газета  
**palace** ['pæləs] палац  
**passenger** ['pæsɪndʒə] пасажир  
**passport** ['pɑ:spɔ:t] паспорт  
**place of interest** визначне місце  
**platform** ['plætfɔ:m] платформа  
**pool** [pu:l] басейн  
**popular** ['pɒpjələ] популярний  
**railway station** ['reɪlweɪ 'steɪʃn]  
 залізничний вокзал  
**royal** ['rɔɪəl] королівський  
**scene** [si:n] сцена  
**seaport** ['si:pɔ:t] морський порт  
**shower** [ʃaʊə] душ  
**sight** [saɪt] місце; краєвид  
**sightseeing** ['saɪt,si:ŋ] огляд  
 визначних місць  
**slow** [sləʊ] повільний  
**skyscraper** ['skɑ:skreɪpə] хмарочос  
**souvenir** [ˌsu:və'niə] сувенір  
**stay** [steɪ] залишатись; перебувати  
**suitcase** ['su:tkeɪs] валіза  
**task** [tɑ:sk] завдання  
**them** [ðem] їх  
**ticket** ['tɪkɪt] квиток  
 on time [taɪm] вчасно  
**tour** [tuə] тур, екскурсія, подорож  
**tourist** ['tuəɪst] турист  
**tram** [træm] трамвай  
**travel** ['trævl] подорожувати  
 travel agent туropератор  
**traveller** ['trævlə] мандрівник  
**trip** [trɪp] поїздка, подорож  
 be on a trip бути у поїздки  
**trolleybus** ['trɒləbʌs] тролейбус  
**us** [ʌs] нас  
**verb** [vɜ:b] дієслово  
**visitor** ['vɪzɪtə] відвідувач  
**voyage** ['vɔɪ-dʒ] морська подорож  
**wait** [weɪt] очікувати  
**way** [weɪ] шлях; спосіб  
**yet** [jet] ще



**task 2, page 4**

N-I-C-K	T-A-R-A-S
B-I-L-L	V-I-C-K-Y
O-K-S-A-N-A	L-I-Z
K-A-T-E	M-A-X

**task 4, page 5**

- Kate:* Hello, what's your name?  
*Olena:* Olena Volitenko.  
*Kate:* How old are you?  
*Olena:* I'm ten.  
*Kate:* What's your telephone number?  
*Olena:* It's 0038-067-903-6536  
*Kate:* What's your e-mail?  
*Olena:* It's *OlenaVolt@l.ua*  
*Kate:* Thank you, Olena.

**task 6, page 7**

- a) ten; b) twenty-one; c) thirteen; d) forty; e) thirty three; f) fifteen; g) sixty

**task 1, page 23**

- Teacher:* What lessons have you got on Monday, Ann?  
*Ann:* I've got Reading on Mondays. I like to read.  
*Teacher:* When do you have Maths, Sam?  
*Sam:* I've got Maths on Tuesdays. I like to count.  
*Teacher:* What is your favourite lesson Jane?  
*Jane:* I like English. I like writing and reading English. I've got English on Wednesdays.  
*Teacher:* What about you, Jim?  
*Jim:* Well, I like running and jumping. I like Sports. I've got Sports on Thursdays.

**task 1, page 32**

- Ann:* Hi I'm Ann. I like Friday because I have Computer Science and this is my favourite subject. Miss Parker is our Computer Science teacher.

*Kate:* Hi! I'm Kate. My favourite subject is English. We have English every day. I like English because I like reading a lot.

*Dorian:* Hi! I'm Dorian. My favourite subject are Science and French. I like Science because the teacher Mr Robin is very nice.

### task 1, page 34

*Rosie:* My favourite toy is a little doll.

*Steve:* I haven't got a lot of toys but I've got a lot of friends. We play football or basketball. My favourite sport is basketball.

*Dorian:* Well, my favourite toy is my computer. I've got a lot of computer games and we play them after school. My mum isn't happy about it. She says, "Go out and play".

*Ann:* I haven't got a lot of toys but I've got a lot of books and comics. My favourite comic is *Asterix and Obelix*.

*Martin:* My favourite toy is this plane. I want to be a pilot.

### task 4, page 65

The Clicks and the Whites are on the holidays in Croatia. They are on the beach. The sea is nice. Greta and Mick Click are reading. Tracy is writing a postcard. Suzy and Suzy's mum are swimming. Where is Luke? He is rowing a boat. His friends are in the water. They are playing pirates. Help, help! Pirates! Their boat is rocking. SPLASH! Luke is in the water. His friends are laughing. And where are Colin and Pete? They are fishing. "It's hot. Let's go for a swim!" "I can't" says Tracy. "I'm writing a postcard to Toby".

### task 2, page 79

*Kate:* How much money have you got, Ann?

*Ann:* Let me see: £ 5 and 10, 20, 30, 40, 50, 60 pence.

*Shop assistant:* Good morning! Can I help you?

*Ann:* Good morning! Can I have this mug, please?

*Shop assistant:* That's £ 1, please.

*Ann:* How much is this bookmark?

*Shop assistant:* 50 pence.

*Ann:* How much is that book about London?

*Shop assistant:* £ 2. Is that all?

*Ann:* Well,... can I have that teddy?

*Shop assistant:* Here you are. It's £ 2.

*Ann:* It's lovely! OK, that's all!

*Shop assistant:* That's £ 5.50 pence.

*Ann:* Here you are.

*Shop assistant:* Thanks.

*Ann:* Bye!

\* \* \*

*Kate:* What have you got?

*Ann:* A mug for Bob, a teddy for Rosie, a book for mum and dad.

*Kate:* And a bookmark? Is it for Toto?

*Ann:* Ha, ha. No, it's for me.

### **task 2, page 126**

#### THE WEATHER FORECAST

— Good evening! Here is the weather forecast for tomorrow. It will be an interesting day of weather. We can have four seasons for one day!

In the morning it is going to be very cold and there may be a bit of ice on the roads. At lunchtime it is going to be sunny. It is going to be nice outdoors. In the afternoon there it is going to be cloudy. The sky is going to be grey. It will be the time to stay indoors. There will be thunder and lightning. It is going to rain. Then you will see a rainbow.

So, for outdoors put on a T-shirt, a raincoat and take an umbrella and sunglasses.

## IRREGULAR VERBS

I

II

III

<b>be</b> [bi:].....	<b>was</b> [wɒz], <b>were</b> [wɜ:]..	<b>been</b> [bi:n].....	бути
<b>beat</b> [bi:t] .....	<b>beat</b> [bi:t].....	<b>beaten</b> [ˈbi:tɪn].....	бити
<b>become</b> [bɪ'kʌm]..	<b>became</b> [bɪ'keɪm].....	<b>become</b> [bɪ'kʌm].....	ставати, стати
<b>begin</b> [bɪ'gɪn].....	<b>began</b> [bɪ'gæn].....	<b>begun</b> [bɪ'gʌn].....	починати(ся)
<b>bite</b> [baɪt] .....	<b>bite</b> [baɪt].....	<b>bitten</b> [bɪtɪn].....	кусати
<b>blow</b> [bləʊ].....	<b>blew</b> [blu:].....	<b>blown</b> [bləʊn].....	дути
<b>break</b> [breɪk] .....	<b>broke</b> [brəʊk].....	<b>broken</b> [ˈbrəʊk(ə)n].....	ламати(сь)
<b>bring</b> [brɪŋ].....	<b>brought</b> [brɔ:t].....	<b>brought</b> [brɔ:t] .....	приносити
<b>buy</b> [baɪ].....	<b>bought</b> [bɔ:t] .....	<b>bought</b> [bɔ:t].....	купувати
<b>catch</b> [kæʃ] .....	<b>caught</b> [kɔ:t].....	<b>caught</b> [kɔ:t] .....	ловити, схоплювати
<b>choose</b> [tʃu:z].....	<b>chose</b> [tʃəʊz] .....	<b>chosen</b> [ˈtʃəʊzən] .....	вибирати
<b>come</b> [kʌm] .....	<b>came</b> [keɪm].....	<b>come</b> [kʌm].....	приходити
<b>do</b> [du:] .....	<b>did</b> [dɪd] .....	<b>done</b> [dʌn].....	робити
<b>drink</b> [drɪŋk].....	<b>drank</b> [dræŋk].....	<b>drunk</b> [drʌŋk].....	пити
<b>eat</b> [i:t] .....	<b>ate</b> [æt] .....	<b>eaten</b> [ˈi:tɪn].....	їсти
<b>fall</b> [fɔ:l].....	<b>fell</b> [fel] .....	<b>fallen</b> [ˈfɔ:lɪn] .....	падати
<b>feel</b> [fi:l].....	<b>felt</b> [felt].....	<b>felt</b> [felt] .....	відчувати
<b>fight</b> [faɪt].....	<b>fought</b> [fɔ:t].....	<b>fought</b> [fɔ:t].....	боротись
<b>find</b> [faɪnd] .....	<b>found</b> [faʊnd].....	<b>found</b> [faʊnd] .....	знаходити
<b>fly</b> [flaɪ].....	<b>flew</b> [flu:] .....	<b>flown</b> [fləʊn].....	літати
<b>get</b> [get] .....	<b>got</b> [gɒt].....	<b>got</b> [gɒt] .....	одержувати, ставати
<b>give</b> [gɪv].....	<b>gave</b> [geɪv].....	<b>given</b> [ˈgɪvɪn].....	давати
<b>go</b> [gəʊ].....	<b>went</b> [went] .....	<b>gone</b> [gʌn].....	йти, ходити
<b>have</b> [hæv].....	<b>had</b> [hæd] .....	<b>had</b> [hæd].....	мати



## IRREGULAR VERBS

I	II	III	
<b>hit</b> [hit]	<b>hit</b> [hit]	<b>hit</b> [hit]	потрапляти
<b>hold</b> [həʊld]	<b>held</b> [held]	<b>held</b> [held]	тримати
<b>know</b> [nəʊ]	<b>knew</b> [nju:]	<b>known</b> [nəʊn]	знати
<b>learn</b> [lɜ:n]	<b>learned</b> [lɜ:nd]	<b>learnt</b> [lɜ:nt]	учити, засвоювати
<b>leave</b> [li:v]	<b>left</b> [left]	<b>left</b> [left]	залишати
<b>light</b> [laɪt]	<b>lit</b> [lit]	<b>lit</b> [lit]	запалювати
	<b>lighted</b> ['laɪtɪd]	<b>lighted</b> ['laɪtɪd]	запалювати
<b>lose</b> [lu:z]	<b>lost</b> [lɒst]	<b>lost</b> [lɒst]	губити
<b>make</b> [meɪk]	<b>made</b> [meɪd]	<b>made</b> [meɪd]	виготовляти
<b>read</b> [ri:d]	<b>read</b> [red]	<b>read</b> [red]	читати
<b>ride</b> [raɪd]	<b>rode</b> [rəʊd]	<b>ridden</b> [rɪdn]	їздити верхи
<b>run</b> [rʌn]	<b>ran</b> [ræn]	<b>run</b> [rʌn]	бігти
<b>say</b> [seɪ]	<b>said</b> [sed]	<b>said</b> [sed]	сказати, говорити
<b>see</b> [si:]	<b>saw</b> [sɔ:]	<b>seen</b> [si:n]	бачити
<b>send</b> [send]	<b>sent</b> [sent]	<b>sent</b> [sent]	надсилати
<b>sing</b> [sɪŋ]	<b>sang</b> [sæŋ]	<b>sung</b> [sʌŋ]	співати
<b>speak</b> [spi:k]	<b>spoke</b> [speʊk]	<b>spoken</b> ['spəʊkn]	розмовляти
<b>swim</b> [swɪm]	<b>swam</b> [swæm]	<b>swum</b> [swʌm]	плавати
<b>take</b> [teɪk]	<b>took</b> [tʊk]	<b>taken</b> ['teɪkn]	брати, взяти
<b>teach</b> [ti:tʃ]	<b>taught</b> [tɔ:t]	<b>taught</b> [tɔ:t]	навчати
<b>throw</b> [θrəʊ]	<b>threw</b> [θru:]	<b>thrown</b> [θrəʊn]	кидати
<b>wake</b> [weɪk]	<b>woke</b> [wəʊk]	<b>woken</b> ['wəʊkn]	прокидатися
<b>win</b> [wɪn]	<b>won</b> [wʌn]	<b>won</b> [wʌn]	вигравати, перемагати
<b>write</b> [raɪt]	<b>wrote</b> [rəʊt]	<b>written</b> ['rɪtn]	писати