



М.О. КУЧМА
Л.І. МОРСЬКА
В.М. ПЛАХОТНИК

English

4

Третій
рік
навчання





tain

I am
from
Jordan

I am
from
India



I am
from
Kenya

I am
from
Australia

Africa

I am
from
Tanzania

TERM ONE

I



<http://shkilniypidruc.ucoz.ru>

THE FIRST TERM

LESSON

1



1. Dialogue.

Helen: Who are you?
Beaver: I'm a beaver.
Dan: What's your name?
Beaver: My name is Orry.
Kitty: Where are you from?
Beaver: I am from Canada.
Helen: I am from Canada too.
Dan: I am from Great Britain.
Kitty: I am from Australia.
Beaver: Let's speak English!



2. Interview your friend. The questions below will help you. Then answer your friend's questions.

1. What is your name?
2. What is your surname?
3. Spell your name, please.
4. How old are you?
5. When were you born?
6. What's your nationality?
7. What country are you from?
8. What street do you live in?

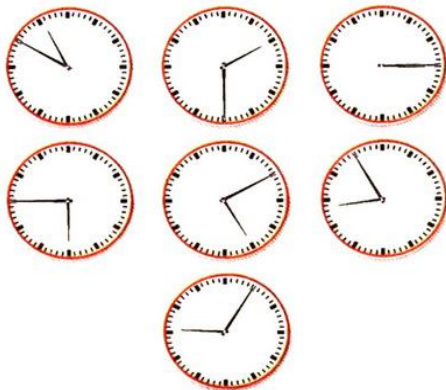
3. Tell the class about your family.

4. Look at the clocks and tell the time.

Model: What is the time?
— It's half past two.

5. Read the dialogue and make up similar one.

A: Have you got a friend?
B: Yes, I have.
A: What's her(his) name?
B: Her name is Ann.
A: How old is she (he)?
B: She is eleven. She lives in my street.





1. Dialogue.

Beaver: What season is it now?

Dan: Look, the leaves are yellow, red and brown.


Helen: It is raining now.
The sky is grey.

Kitty: Birds fly away.

Beaver: I see. It is autumn now.

2. Read the words. Small, late, long, plate, ball, hair, face, wall, take, all, lips, tall, ears, eyes, hall, state, rosy, date.

3. Describe the girl and the boy in the picture.



4. Answer the questions.

1. What colour are your mother's eyes?
2. What colour is your father's hair?
3. What colour are your friend's eyes?
4. What colour is your friend's hair?
5. Is your hair long?
6. What colour is your hair?
7. Are you grey-eyed?
8. What colour are your eyes?

5. Tell what seasons of the year you know. Describe your favourite season.

6. LOOK at the pictures and say what seasons are in them.



It is



It is



It is



It is

7. Read the rhymes and learn them.


SEASONS

In spring the trees are green,
In autumn they are red and brown.
In summer the sun is bright,
In winter the snow is white.
But I can play and I can sing
In summer and winter, in autumn and spring.

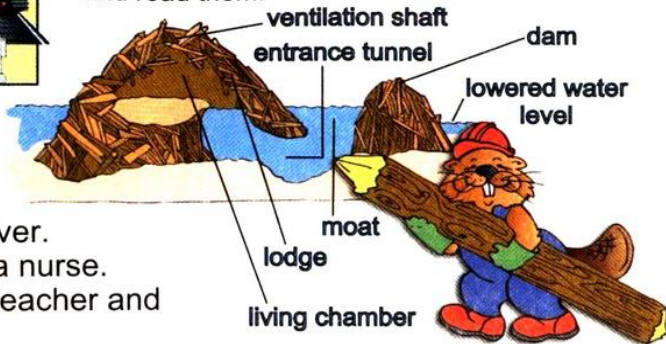
* * *

«In winter I ski and skate», says little Kate.
«In summer I like to swim», says little Jim.
«And what do you do in spring?»
«In spring we play and sing.»

LESSON 3



1. WORK WITH THE DICTIONARY. FIND THE WORDS AND READ THEM.



2. Dialogue.

Beaver: What are your parents' job?


Dan: My daddy is a driver.
And my mummy is a nurse.

Kitty: My mummy is a teacher and my dad is a doctor.

Helen: My parents are engineers.
And what's your job?

Beaver: I am a builder.

3. Look at the picture and describe it.



4. Look at the picture in exercise 3. Tell the colours of all things in the classroom.

Model: The desks in the picture are brown.

5. Look around. Say what things there are in your classroom, where they are, and tell their colours.

6. In pairs make up dialogues describing your room.

Model: — Have you got your room?

— Yes, I have.

— What is it like? Is it large?


— No, it isn't large. But it is not small.

— How many windows are there in your room?

— There is one window in my room.

— Is there a table in your room? Where is it?

— Yes, there is. It's near the window.



1. Dialogue.

Beaver: Why are you not at school, children?

Dan: Because it's a week-end.

Kitty: It is Saturday today.

Beaver: Will you go to school tomorrow?

Helen: No, we'll not. It will be Sunday tomorrow.

2. Answer the questions.

1. What day is it today?
2. What date is it today?
3. What season is it now?
4. What is the time now?

5. How many pupils are there in the classroom?
6. What year is it now?
7. What year were you born?

3. Look at the pictures. Say what the girl does at the time in each picture.



4. Use the time in pictures in exercise 3. Ask your partner what he (she) does at the time.

5. Imagine you met a boy from another country. Ask him the next questions.

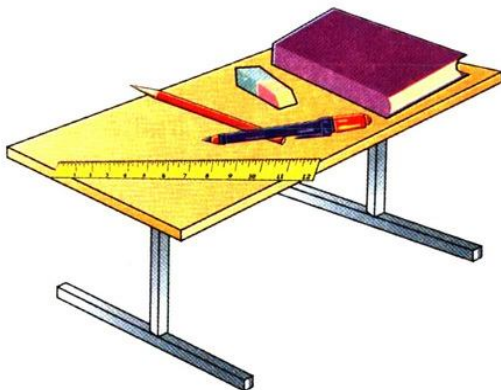

- | | |
|-------------------------------------------|---------------------------------------------|
| 1. What country are you from? | 4. Is your town (village) big or little? |
| 2. What is your nationality? | 5. What is the name of your town (village)? |
| 3. Do you live in a village or in a town? | 6. What street do you live in? |

LESSON 5



1. Help Orry to build the dam*. He can gnaw down the trees with full words. Guess the words (topic «At school»).

*dam [dæm] — гребля



2. Complete the sentences as in the model.

Model: Nick lives on the first floor, but last year he lived on the seventh floor.

1. They live in Odesa, but
2. He comes to school at 8 o'clock, but
3. We watched TV in the evening, but
4. Taras lives in Khreshchatyc Street, but
5. Borys lives on the tenth floor, but
6. On Sunday he gets up at 9 o'clock, but
7. I usually have holidays in November, but

3. Make up dialogues. Use the tables.

a) Whose	clock	is	this?	b) It is	mine.
	pencils	are	that?	It's	his.
	flat		these?	They are	my father's.
	school		those?	They're	Roman's.
					Olga's.

4. Match the sentences and the pictures.

1. This boy is tidy.
2. This girl is untidy.
3. This girl is well-bred.
4. This boy is ill-bred.
5. The girl likes to help her mother.
6. The girl's hands are untidy.
7. The boy's face is clean.



5. Answer the questions.

1. What country are you from?
2. What is your nationality?
3. What is your native country?
4. What is your full name?
5. What is your surname?
6. When is your birthday?



6. Make up as many sentences as you can.

Let	me	sing a song.
	us	dance around the New Year's Tree.
	Tom	answer the questions.
	him	ask questions.
	her	

7. Write in English.

1. Я хочу розфарбувати цей малюнок, але в мене немає кольорових олівців.
2. Дай мені, будь ласка, книгу.
3. Чиї це кошенята? — Мого друга.
4. Чия це сестра? — Моя.
5. Дозвольте мені заспівати пісню.
6. Нехай Том потанцює навколо новорічної ялинки.
7. Давайте дамо відповіді на запитання.

LESSON 6



1. Read your translation (exercise 7, lesson 5).
2. Work with the dictionary. Find the words in it and read them.

3. Dialogue.

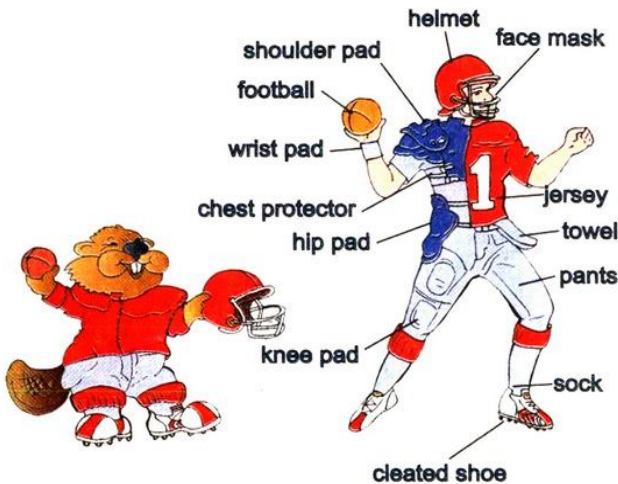
Beaver: Will you play football with me?

Dan: Of course, I'll play with you, Orry.

Kitty: I am sorry, but I can't. I must do my home task.

Helen: I shall not play football because I don't like this game.

Beaver: As you like.



4. Read, compare and translate into Ukrainian.

1. I usually *go* to school at 8 o'clock.
I *went* to school at 8 o'clock yesterday.
I *shall go* to school at 8 o'clock tomorrow.

2. Ann *does* morning exercises every day.
Ann *did* morning exercises yesterday.
Ann *will do* morning exercises tomorrow.

3. Do you read books every day? — No, I *don't*.
Did you read books yesterday? — Yes, I *did*.
Will you read this book tomorrow? — No, I *shall not*.

5. Make up dialogues using the tables.

a) When	will	you	read books?
	shall	he	watch TV?
		we	play football?
		I	have breakfast?
			have supper?

b) In the morning.
In the evening.
Tomorrow.
Next Sunday.
In summer.
In June.

6. Say that you are not sure.


Model: Ron is a good runner. → I am not sure he is.

- | | | | |
|------------------------------------|---|---------------------------------|---|
| 1. Ann likes to draw. | → | 5. She is well-bred. | → |
| 2. John will be in time. | → | 6. Sam will live in this house. | → |
| 3. They lived on the fourth floor. | → | 7. Jane speaks English well. | → |
| 4. This book is interesting. | → | | |

7. a) Read.

The girl's name is Tanya. She is Ukrainian. She lives in Kyiv in Ushinsky Street. I know exactly she lives on the ground floor. She has a telephone. Its number is 042-58-91.

Tanya is a pretty girl. She has blond hair. It is long. She is a brown-eyed girl. Her chin is short. Her nose is turned up. She wears a white blouse and a skirt.



b) Are the sentences true or false (неправильні)?

- | | |
|----------------------------------|-------------------------|
| 1. Tanya is English. | 5. She has a telephone. |
| 2. She lives on the third floor. | 6. Tanya lives in Lviv. |
| 3. Her chin is short. | 7. She is untidy. |
| 4. Her hair is short. | |

8. Describe your friend.

9. Write in English.

1. Завтра він не піде до школи.
2. Коли ти будеш грати в футбол? — Завтра вранці.
3. Я збираюся купити цю книгу.
4. На уроці англійської мови ми будемо говорити, писати і читати.
5. Ми теж будемо грати в ігри.
6. Олег упевнений, що вона прийде вчасно.

LESSON 7




1. Read your translation (exercise 3, lesson 5).

2. Look at the picture.
Describe the beaver.

3. Answer the questions.



1. What season is it now?
2. Can you see snow on the ground in winter?
3. Is it cold in summer?
4. What month is it now?
What are the autumn months?
5. Do you like this season? Why?
6. What is your favourite season?



4. Read and learn the poem.

I like when it's sunny,
I like snow and rain.
I like when it's funny.
I'm glad in the main.

I LIKE

I like every season,
Month, week, day and night.
And this is the reason
Of my happy life.

5. Make up dialogues. Use the tables.

- | | | |
|-------------------|-------------------------|-----------------|
| a) Would you like | a glass of apple-juice? | b) Yes, please. |
| | a glass of milk? | No, thank you. |
| | a cup of coffee? | |
| | fried potatoes? | |
| | a sandwich? | |
| | a cutlet? | |
| | some porridge? | |

6. Say what you usually have for breakfast, dinner, and supper.




8. Do you remember the tale «Home is Home»? Let's tell it together.

On their way to the end of the world the pig and the puppy met (whom?). They took it with them.

On their way to the end of the world the pig, the puppy and the hen met (whom?). It asked its mother if it could join the company. Mother answered: «Yes.»

Soon the pink pig, the red puppy, the white hen and the yellow kitten came (where?). They thought it was the end of the world.

Soon the sun went down and the night came. The moon and the stars came out of the sky.



9. Write in English.


1. У що він одягнений? — У білу сорочку і штани.
2. Що у тебе буде на вечерю?
3. Іноді я їм на сніданок яєчню, вівсяну кашу, котлету.
4. Я з'їла б морозива та шоколаду.
5. Вони голодні.
6. Він — гарний чоловік.
7. Її щоки рум'яні.

8



1. Read your translation (exercise 9, lesson 7).


Help the beaver to lay the table.
What can he put on the table?



Here is the ending of the tale «Home is Home».

The friends didn't like the end of the world. They said: «It is so good at home. Let's go home.» And they went home.

When they came back home they said: «We were at the end of the world. It's a fine place but home is the best place in the world.»








Say what is home for you. Does the word «home» mean ([mi:n] означает) the same as the word «house»?

Work in pairs ask and answer the questions.

- | | |
|--------------------------------|----------------------------------|
| 1. Where do you live? | 5. What do you do in your room? |
| 2. What street do you live in? | 6. What is there in your room? |
| 3. What floor do you live on? | 7. Do you have a telephone? |
| 4. How many rooms do you have? | 8. What's your telephone number? |

6. Look at the pictures. Name the objects.



7. Tell the class about your flat.

8. a) Are you going to do these things tomorrow?

Model: (buy a house) → I am not going to buy a house.

1. (get up before 7 a.m.) →
2. (water the flowers at night) →
3. (watch TV in the morning) →
4. (eat and drink in the classroom) →
5. (walk in the wood) →

b) What are you going to do? Write five sentences.


9. Write in English.

1. Я не буду грати в теніс, тому що завтра буде дощ.
2. Як справи?
3. Смачного!
4. Київ — столиця України.
5. Україна — моя батьківщина.






1. Read your translation (exercise 9, lesson 6).
2. Look at Tom's family tree. Read the names of Tom's relatives.



Help Orry to build the dam. Guess the words (topic «Family»).



4. a) Read the words with their transcriptions.
 b) Cover the left side and translate the words.

a child	[tʃaɪld]	дитина
children	[ˈtʃɪldrən]	діти
a family tree		родинне дерево
grandchildren	[ˌgrændˈtʃɪldrən]	онуки
a granddaughter		онука
a grandson		онук
a husband	[ˈhʌzbənd]	чоловік
parents	[ˈpeərənts]	батьки
relatives	[ˈrelatɪvz]	рідня, родичі

5. Read the text about Tom's family.

Tom has a large family. He has many relatives. His grandparents have three children: two daughters and a son. Tom's mother is their daughter. Her name is Ann. She has a brother and a sister. Her brother's name is Victor. He is Tom's uncle. Her sister's name is Hellen. She is Tom's aunt.

Tom's mother has a husband. His name is Chris. He is Tom's father. Tom's parents have three children: Tom, Mark, and Beth. Mark is Tom's brother. And Beth is Tom's sister.

6. Read the rhymes and learn them.

DO YOU KNOW MARY?

Do you know Mary?
 Mary? Who?
 Mary McDonald.
 Of course, I do.
 Do you know her parents?
 Of course, I do. I know her father
 And her mother, too.
 Do you know her grandparents?
 Of course, I do. I know her
 Grandpa and her Granny, too.

MY MOTHER

Who said «Good-night»
 When I was a child?
 My mother.
 Who dressed my dolls in clothes so
 gay
 And showed me often how to play?
 My mother.
 Who ran to help me when I fell
 And who could funny stories tell?
 My mother.
 Who is so nice, who is so kind,
 Another so dear you'll never find?
 My mother.

7. Find 10 words on the topic «The family». Write them down into your vocabularies.

G	R	A	N	D	P	A	R	E	N	T	S
R	A	K	E	A	A	U	N	C	L	E	F
A	B	E	P	U	R	N	A	B	C	D	E
N	C	M	H	G	E	T	G	H	I	J	K
D	D	N	E	H	N	I	E	C	E	L	M
M	E	O	W	T	T	N	O	P	Q	R	S
O	F	P	I	E	S	I	S	T	E	R	T
T	G	Q	F	R	I	E	H	D	U	V	W
H	H	R	E	H	U	S	B	A	N	D	X
E	I	S	U	W	Y	A	B	C	D	E	Y
R	J	T	V	X	Z	F	G	H	I	J	Z



8. Read the dialogue and make up a similar one.

Andy: Hallo, Tom. Nice to see you.

Tom: Hi, Andy. Nice to see you, too.

Andy: Tom, tell me about your family.


Tom: My family is very friendly. It is very large.

Andy: Do you have a sister or a brother?

Tom: I have a sister and a brother.

9. Write down the words from exercise 4 into your vocabularies.

10. Draw your family tree.

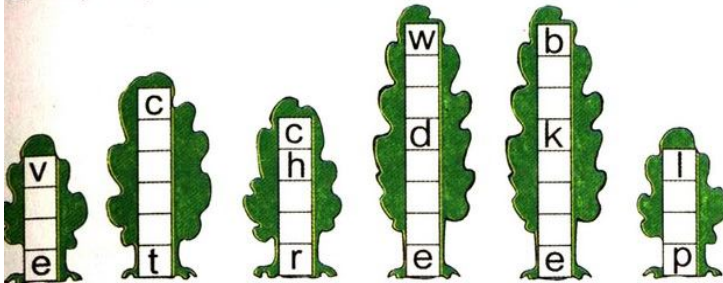


LESSON 10



1. Read the words (exercise 4, lesson 9).
2. Recite the rhymes (exercise 6, lesson 9).

3. Help Orry to build the dam. Guess the words (topic «Furniture»).



- a) Read the words with their translation.
- b) Cover the left side and translate the words.

an aunt
a cousin
married
a nephew
a niece
an uncle
a wife

[ɑ:nt]
[kʌzn]
[ˈmɛrɪd]
[ˈnevju:]
[ni:s]
[ʌŋkl]
[waɪf]

тітка
двоюрідний брат або сестра
одружений
племінник
племінниця
дядько
дружина

5. Read the text about Tom's family.

Tom's uncle Victor has a wife. Her name is Sally. She is also Tom's aunt. They have two children: Nick and Laura. They are Tom's cousins.

Tom's aunt Hellen has one child. His name is Ted. Ted is Tom's cousin, too.

Tom's brother Mark is married. His wife's name is Dora. Mark and Dora have two children: a son and a daughter. Their son's name is Sam. Sam is Tom's nephew. Their daughter's name is Jenifer. She is Tom's niece.

Tom likes his family very much. They all are very friendly.

6. Answer the questions as in the model.

Model: Who is Mark? — He is Tom's brother.

What children does Tom's aunt Hellen have? — She has a son. His name is Ted.

1. Who is Hellen?
2. Who is Laura?
3. What children has Tom's brother Mark?
4. Who is Dora?
5. Who is Chris?
6. Who is Bill?
7. Who is Edward?

7. Agree or disagree as in the model.

Model: Mark is Tom's brother. — Yes, he is.

Sam is Tom's brother. — No, he isn't. He is Tom's nephew.

1. Sally is Tom's aunt.
2. Ann is Tom's aunt.
3. Edward is Tom's uncle.
4. Jane and Edward are Tom's grandparents.
5. Sally and Victor are Tom's parents.
6. Sally is Bill's wife.

8. Make up as many sentences as you can. Use the tables.

a) Nick Victor Hellen and Bill Jane Nick and Laura Hellen Chris Beth	is are	Tom's husband and wife	sister nephew relatives aunt and uncle
-------------------------------------------------------------------------------------------	-----------	---------------------------	-------------------------------------------------

b) Sam Dora Tom and Beth Ann and Chris	has have	a daughter two/three children one child a son	cousins uncle aunt father
-------------------------------------------------	-------------	--------------------------------------------------------	------------------------------------

9. Interview your friend. Use the table.

Do Does	you your parents your friend your sister your relatives your uncle	often always sometimes	bring come to see visit write send make buy	bread? their friends? presents to you? your relatives? breakfast? letters? vegetables and fruit?
------------	-----------------------------------------------------------------------------------	------------------------------	---------------------------------------------------------------	--------------------------------------------------------------------------------------------------------------------

10. Ask your classmate about his(her) family (6 questions).

11. Write in English.

1. У мене дуже велика і дружна сім'я.
2. Мої родичі живуть у Донецьку.
3. Я маю двох двоюрідних братів.
4. Як звуть твого дядька?
5. Де живе твоя тітка?
6. У тебе є племінник?
7. Як звати твоїх дідуся та бабусю?

12. Write 6 sentences about your family and relatives.

LESSON 11



1. Read your translation (exercise 11, lesson 10).
2. Tell your story about your family and relatives.

3. a) Read the words and word combinations with their translation.
b) Cover the left side and translate the words.

a bookcase
a carpet
a comfortable sofa
a TV-set
a vase with flowers
a window-sill
an armchair
behind
a flower-pot
in the middle of the room
near the window
to the left of the sofa

['buk,keis]

['kɑ:pɪt]

['ɑ:mtʃeɪ]

[bɪ'hænd]

книжкова шафа
килим
зручний диван
телевізор
ваза з квітами
підвіконня
крісло
позаду
вазон
посеред кімнати
біля вікна
зліва від дивана

4. Look at the picture of Tom's room and read the text about it.

Tom lives in a nice flat on the second floor in a new building. His flat is large. It has three rooms. Tom has his room. It is large and light. There are two big windows in the room. A lot of flower-pots are on the window-sills.

There is a nice carpet on the floor. In the middle of the room there is a table with four chairs around it. There is a vase with beautiful flowers on the table. Near the window there is a bookcase with many interesting books. There is also a desk near the bookcase where Tom does his lessons.

Tom likes his room very much.



5. Read the sentences and questions. Translate them into Ukrainian.

There are three windows in our classroom.

Are there four chairs around the table? — No, there aren't. There are three chairs around the table.

How many windows are there in your room?


Are there two armchairs in Tom's room? — Yes, there are.

There aren't five flower-pots on the window-sill. There are only three flower-pots.


6. Look at the pictures, read the questions and answer them.



How many apples are there on the plate?




How many trees are there in the street?




Is there a TV-set in the room?



Are there two boys in the street?



How many flowers are there in the vase?



How many chairs are there in the room?

7. Agree or disagree with the sentences as in the model. Use the picture of Tom's room and the text in exercise 4.

Model: There are three windows in Tom's room. — No, there aren't. It's not true. It's false. There are two windows in it. Tom's room is large and light. — Yes, it is. It's true.

1. There is a TV-set at the wall.
2. There are two armchairs in front of the sofa.
3. Tom's sofa is comfortable.
4. Tom does not like to have a rest on his sofa.
5. There are many interesting books in Tom's bookcase.
6. There is a wardrobe to the left of the TV-set.

7. Tom lives in a flat on the fifth floor.
8. There is a nice carpet in the ceiling.

8.* Read the telephone conversation. Answer the questions and act it in class.

A: Hello, who's speaking?

B: This is Watt.

A: I'm sorry. What's your name?

B: Yes. Watt's my name.

A: Is this a joke? What is your name?

B: John Watt.

A: John what?

B: Yes. Look, who's this? Are you Jones?

A: No, I am Knott.

B: Are you going to tell me your name?

A: I'm Knott!

B: Why not?

A: My name is Knott.

B: Not what?



1. Who is **A** in the dialogue? What is **B's** name?
2. Does Watt tell his name? Does Knott understand him?
3. Does Knott get angry? Does Watt get angry?
4. Does Knott tell his name? Why doesn't Watt understand?

9. Do exercise 3 b.

10. Read the rhyme and draw the room described in it.

THERE IS A ROOM IN MY HOUSE

There is a room in a house,
It's a very fine room,
It's a very fine room, indeed.

There is a bed in a room,
In a room in my house.
It's a very fine bed, indeed.

There is a lamp by the bed
In a room in my house,
It's a very fine lamp, indeed.

There is a cupboard by the lamp,
By the bed in a room in my house.
It's a very fine cupboard, indeed.

There is a table by the cupboard,

By the lamp, by the bed
In a room in my house.
It's a very fine table, indeed.

There is a chair by the table,
By the cupboard, by the lamp,
By the bed in a room in my house.

It's a very fine chair, indeed.

There is a person on a chair,
By the table, by the cupboard,
By the lamp, by the bed

In a room in my house.

It's a very fine person, indeed.

That person on a chair is me.

11. Write in English.

1. Моя кімната велика та світла.
2. Моя подруга живе в гарній квартирі на третьому поверсі.
3. У моїй кімнаті на підлозі є красивий килим.
4. Скільки вікон є в твоїй класній кімнаті?
5. Скільки учнів у класній кімнаті?

LESSON 12



1. Do exercise 3 b, lesson 11.

2. Read your translation (exercise 11, lesson 11).

3. Answer the questions. Use the picture of Tom's room.

1. Are there any chairs in Tom's room?
2. Where is the table?
3. How many chairs are there around the table?
4. Are there a lot of flower-pots on the window-sills?
5. Where is Tom's bed?
6. What is there to the left of the bed?
7. Is there any carpet on the floor?

4. Read the dialogues and make up similar ones.

a) *Dane:* Mother and Father, this is Mrs. Cannon. She is my teacher of English this year.

Mrs. Blake: How do you do, Mrs. Cannon?

Mr. Blake: How do you do?

Mrs. Cannon: How do you do? I am pleased to meet you. Dane is a good pupil.

Mrs. Blake: Thank you. Dane is very happy in your class.

Dane: This is my brother, Ron.

Mrs. Cannon: Hello, Ron.

Ron: Hello.

b) **AT THE PARTY**

Charles: Hello, I am Charles. This is my friend, Jack.

Chris: It's good to meet you, Jack and Charles. I am Chris, and this is my friend, Linda.

Charles: My pleasure, Linda.

Jack: Hello, Chris and Linda. It's nice to meet you. It's a lovely birthday party.

Linda: Yes, it is. Everything is very nice.

5. Fill the blanks with the correct words. Use the dialogues in exercise 4 to help you.

1. I am ... to meet you.
2. How ... you do?
3. ... my teacher.
4. Dane is ... good pupil.
5. This ... my brother.
6. This is my ..., Linda.
7. It's ... to meet you, Charles.



Щоб показати, що дія відбувається в момент мовлення (зараз), вживається **Present Continuous Tense Form** (часова форма теперішнього тривалого часу). На це іноді вказують слова-підказки в реченні: **now, at the moment**.

Для утворення **Present Continuous** необхідно поставити допоміжне дієслово **to be (am, is, are)** у необхідній формі та основне дієслово із закінченням **ing**.

I **am speaking** now.

She (he, it) **is speaking** now.

We (you, they) **are speaking** now.

6. *Find 9 words that you can see in Tom's room in the box of letters.

A	L	L	S	N	B	E	D	J	E
T	A	K	M	D	O	O	R	S	G
B	W	I	N	D	O	W	H	T	Y
E	S	K	I	R	K	V	S	Y	A
K	J	Q	J	U	C	H	A	I	R
A	R	M	C	H	A	I	R	Z	C
L	A	M	P	W	S	O	F	A	F
N	L	V	A	S	E	Y	D	B	M



7. Read the rhymes and learn them.

HOW MANY PUPILS?

Our class has two Bellas,
Two Jims, and two Stellas,
Three Anns and three Dicks,
Five Kates and three Nicks,
Eight Sams and four Bills,
Five Nells and two Jills,
But we have only one Paul.
Can you count them all?

Five little birds sat in a tree.
The first one said, «What do I see?»
The second one said, «A man with a gun».
The third one said, «We'd better run!»
The fourth one said, «Let's hide in the shade!»
The fifth one said, «I am not afraid»

8. You want to draw a picture of your friend's room. Ask him questions about his room and things in it and draw the picture.
9. Write 8 sentences about your room or your classroom.



1. Read your story about your room or your classroom.

2. a) Read the words and word combinations with their translation.

b) Cover the left side and translate the words.

a carrot
a cherry
a cucumber
a peach
a pear
a plum
a beet
a cabbage
cheese
fruit
meat
products
vegetables

['kærət]
['tʃeri]
['kju:kʌmbə]
[pi:tʃ]
[pɛə]
[plʌm]
[bi:t]
['kæbɪdʒ]
[tʃi:z]
[fru:t]
[mi:t]
[prə'dʌkts]
['veɪtəblz]

морквина
вишня, черешня
огірок
персик
груша
слива
буряк
капуста
сир
фрукти
м'ясо
продукти
овочі

3. Describe the room in the picture.




4. Guess who they are.

1. She is the daughter of my mother. She is my
2. He is the father of my father. He is my
3. He is the father of my brother. He is my
4. He is the son of my uncle. He is my
5. She is the sister of my mother. She is my
6. He is the son of my brother. He is my
7. He is the brother of my mother. He is my
8. He is the husband of my aunt. He is my

5. Look at the picture and answer the questions.

1. Is there any sugar on the shelf?
2. Are there many apples on the shelf?
3. Is there much bread on the shelf?
4. Are there a lot of bananas on the shelf?
5. Is there any milk on the shelf?
6. How much milk are there on the shelf?
7. How much sugar is there on the shelf?



REMEMBER!

much: water, milk, juice, coffee, tea, soup, porridge, bread, cheese, fruit, meat, fish, salt, jam, chocolate, money.

many: apples, sweets, bananas, eggs, carrots, cups of tea (coffee), glasses of milk (juice), pupils.

Some вживається в розповідних реченнях та у ввічливому звертанні **Would you like...?** У питальних та заперечувальних реченнях вживається **any**.

6. Make up as many sentences as you can. Use the tables.

a)

There	is	a lot of	sugar	on the table.
Are	are	many	books	in the basket.
Is	aren't	any	tea	on the plate.
	isn't	a little	bananas	on the shelf.
	there	much	apples	in the shop.
			tomatoes	
			potatoes	
			milk	
			bread	
			salt	

b)

How	much many	sugar books tea bananas apples tomatoes potatoes milk bread salt	is are	there	on the table. in the basket. on the plate. on the shelf. in the shop.
-----	--------------	---------------------------------------------------------------------------------------------	-----------	-------	-----------------------------------------------------------------------------------

7.* Find as many words as you learnt from the lessons 9—13 in the chainword.

cousin ceiling grand father relative chair carpet tables of father wife aunt two

8. Match the sentences and their translations.

There is much sugar in my coffee.
There is too little bread on the table.
Is there any water in the cup? — No, there isn't any water in the cup. But there is some milk there.
There are a lot of apples in the basket.
There aren't any tomatoes in the fridge. But there are some bananas there.
Are there any chairs in the room?
How many cups of tea do you drink every day?
How much sugar would you like?
— I would like a kilo of sugar.

У моїй каві багато цукру.
Чи є стільці в кімнаті?
На столі замало хліба.
Скільки чашок чаю ти випиваєш щодня?
Чи є вода в чашці? — Ні, в чашці зовсім немає води.
Але там є трохи молока.
У холодильнику зовсім немає помідорів. Але там є декілька бананів.
Скільки ви б хотіли цукру?
— Я хотів би кілограм цукру.
У корзині багато яблук.

9. Write in English.

1. Трохи хліба на тарілці. 2. Чи є якісь крісла у твоїй кімнаті?
3. Чи є цукор у твоїй каві? 4. Скільки молока ви б хотіли? 5. У склянці немає води. 6. Є кілька яблук на тарілці. 7. На полиці багато книжок.

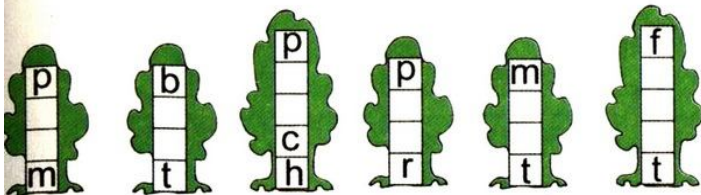
10. Write down the words and word combinations from exercise 4, lesson 9 and exercise 3, lesson 11 into your vocabularies.

LESSON 14



1. Read the words from your vocabularies (exercise 4, lesson 9) and (exercise 3, lesson 11).
2. Read your translation (exercise 9, lesson 13).

3. Help Orry to build the dam. Guess the words (topic «Food»).



4. a) Read the words and word combinations with their translation.
b) Cover the left side and translate the words.

a kilo of apples

a bottle of milk

a loaf of bread

How much is it?

How much are they?

How much sugar would you like?

How many kilos of apples do you want?

It is rather expensive [i,k'spensiv].

cheap

кілограм яблук

пляшка молока

буханець хліба

Скільки це коштує?

Скільки вони коштують?

Скільки вам потрібно цукру?

Скільки кілограмів яблук ви хочете?

Це досить дорого.

дешевий



REMEMBER!

Щоб утворити заперечення у **Present Continuous**, частку **not** потрібно поставити після дієслова **to be**.

I am **not** speaking now.

She is **not** speaking now.

We are **not** speaking now.




У питальному реченні допоміжне дієслово **to be** стоїть перед підметом.







Am I speaking now?

Is she speaking now?

Are we speaking now?

Read the text and read what Tom does every day and what he is doing now. Pay attention (зверніть увагу) to the underlined (підкреслені) words.



Every day	Now
 He gets up at 7 o'clock every day.	 It's 7 o'clock now. But Tom is not getting up. He is sleeping.
 He usually studies at 11 o'clock in the morning.	 It's 11 o'clock now. But Tom is not studying. He is playing football with his friends.
 As a rule, Tom does his homework at 5 o'clock in the afternoon.	 It's 5 o'clock now. But he isn't doing his homework. He is watching TV. But why? — Because it's Sunday.

6. Read the sentences and translate them into Ukrainian.

- Sally is washing her face now. That's why she cannot see me.
- Our teacher is speaking at the moment. That's why I cannot ask her a question.
- My father is speaking on the telephone now. That's why I cannot phone my friend.
- They are eating now. That's why they cannot speak.
- You are reading at the moment. That's why you can't watch TV.
- I am doing my homework. That's why I cannot play football with my friends.

7. Make up as many sentences as you can using the table.

She			in the pool	
They			homework	
My mother			bread	
We	am	doing	butter	
I	is	buying	milk	now.
You	are	swimming	vegetables	at the moment.
		walking	in the street	
		playing	in the yard	
			volleyball	
			tennis	

8. Read the dialogues and make up similar ones.

AT THE SHOP

A

Shop-assistant: Can I help you?

Mr. Clark: Yes, please. I would like some cheese.

Shop-assistant: How much?

Mr. Clark: Half a kilo will do.

Shop-assistant: Here you are. Anything else?

Mr. Clark: No, thanks.

Shop-assistant: You are welcome.

B

Shop-assistant: Can I help you?

Mrs. Jones: Yes, please. I would like some plums.

Shop-assistant: How many kilos of plums do you want?

Mrs. Jones: A kilo will do.

Shop-assistant: Here you are. Anything else?

Mrs. Jones: Yes, please. I would like to buy some cucumbers. How much are they?

Shop-assistant: A kilo of cucumbers is 5 hryvnias.

Mrs. Jones: It is rather expensive.

9. Ask questions and answer them as in the model.

Model: Monika is buying bread in the shop.

— Is Monika buying bread in the shop? — Yes, she is.

— What is Monika buying in the shop? — She is buying bread.

1. Tom and Ted are buying vegetables in the shop.
2. Jim and Jane are buying carrots in the shop.
3. Chris is buying apples and plums in the market.
4. Fiona is buying bananas.
5. We are buying fruit in the shop.
6. I am buying milk.

10. Read the rhymes and learn them.

ROBIN

Robin, Robin, what a man!
He eats as much as no one can.
He ate a lot of fish, he ate a lot of meat.
He ate a lot of ice-cream and a sweet.
He ate a lot of porridge and ten eggs,
And all the cookies mother had.
He drank a lot of juice, he ate a cake
And then he said, «I have a stomach-ache!»

WHO LIKES WHAT?

Some of us like brown bread,
Some of us like white.
Some of us eat a lot of meat,
Some don't think it's right.
Some of us like apples,
Some drink juice at night.
Some of us eat many sweets,
Some don't think it's right.

11. Write in English.



1. Тед зараз у магазині. Він купує помідори та картоплю.
2. Моя мама купує овочі та фрукти щодня.
3. Я не люблю купувати овочі на ринку.
4. Моєму другові подобається купувати фрукти в супермаркеті.
5. Вони зараз купують хліб і масло.

12. Read and learn the proverbs ([ˈprɒvəːbz] прислів'я).

1. Eat at pleasure, drink with measure. (Їж доволі, пий в міру).
2. A good beginning makes a good ending. (Добрий початок — добрий кінець.)
3. In for a penny, in for a pound. (Зроблено на пенні — зроби й на фунт.)

LESSON 15



1. Recite the rhymes (lesson 14).

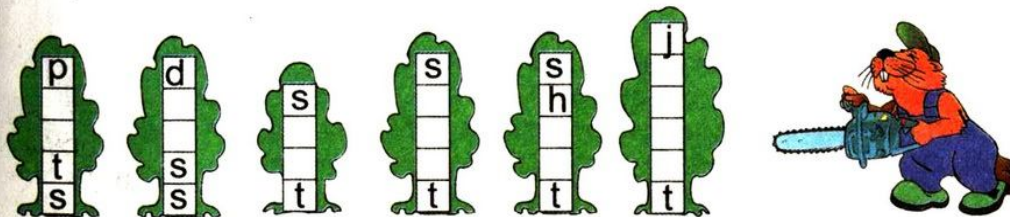
2. Read your translation (exercise 11, lesson 14).

3. a) Read the words and word combinations with their translation.

b) Cover the left side and translate the words.

a cashier	[kæ'ʃiə]	касир
a check	[tʃæk]	чек
a department	[di'pɑ:tment]	відділ
a department store (department)	[stɔ:]	універмаг
a grocery store	[grɒsəri]	продуктовий магазин (відділ)
a shop-assistant	[ə'sɪstənt]	продавець
a supermarket	[sju:pə'mɑ:kɪt]	супермаркет
the change	[tʃeɪndʒ]	здача, решта
choose (chose, chosen)	[tʃu:z]	вибирати

4. Help Orry to build the dam (topic «Clothes»).



5. Look at the pictures and say what the beaver is doing.



6. Read the text and answer the questions.

JANE LIKES TO DO SHOPPING



Jane goes shopping every day. She likes it because she can choose different things in the shop. She usually goes shopping to the supermarket because she can find there all kinds of products.

She is at the supermarket now. She wants to buy some fruit and vegetables. Now she is in the grocery department. She is choosing peaches, bananas and pears, carrots, potatoes and tomatoes. She is paying the money and the cashier gives her the change.

- ?
1. How often does Jane go shopping?
 2. Why does Jane like to do shopping at the supermarket?
 3. Where is Jane now?
 4. What does she want to buy?
 5. What is she doing?
 6. What is the cashier doing?

7. Look at the picture in exercise 5. Agree or disagree with the sentences.

1. Sally is buying a dress. She is at the department store.
2. Danny is buying cheese. He is at the department store.
3. Jane and Laura are buying clothes. They are at the market.
4. Sam is buying bread. He is at the supermarket.
5. Ted is buying peaches. He is at the grocery store.
6. Paul and Ron are buying books. They are at the department store.

8. Write the words into the next table.

Meat, presents, beet, apples, bread, coffee, a shirt, bags, tomatoes, a blouse, cheese, pens, cabbage, plums, a pair of boots, cucumbers, a newspaper

Grocery store	Department store	Clothes department	Supermarket	Market

9. Match translations (знайди відповідники перекладу до слів) with the words.

married
wife
nephew
window-sill
sugar
cabbage
peaches
the change
a grocery store

капуста
цукор
двоюрідний брат чи сестра
персики
одружений
здача
продуктовий магазин
дружина
підвіконня

10. Read the rhymes and learn them.

* * *

What do you wear on your head?

A hat.

What do you wear on your head?

A cap.

A hat and a cap.

A cap and a hat.

What do you wear on your feet?

Shoes.

What do you wear on your feet?

Boots.

Shoes and boots.

Boots and shoes.

THE KITTENS' CLOTHES

Jeans and trousers, sweaters
and shirts,

Socks and tights, and jackets,
and skirts.

These are the clothes of the
kittens.

SHOES AND BOOTS

Shoes and boots, boots and
shoes.

Come and buy the size you use.
Try them on before you choose,
Shoes and boots, boots and
shoes.

11. Write down the words from exercise 3 into your vocabularies.

12. Write in English.

1. Як звать твою двоюрідну сестру?
2. Її родичі живуть у Львові.
3. У кімнаті є два вікна.
4. Чи є килим у твоїй кімнаті?
5. Я хотів би трохи молока.
6. Скільки яблук ви хочете?
7. Моя мама зараз купує персики та груші.

13. For the next lesson bring your family photo.





1. Recite the rhymes (lesson 15).
2. Read your translation (exercise 12, lesson 15).

3. Read the dialogue and make up a similar one using your family photographs.

(Linda is looking at the photo of Sam's family.)

Linda: Who is this, Sam?

Sam: That's my mother, and this is my father.

Linda: Is this your sister?

Sam: Yes, and this is my brother.

Linda: This is a nice house. Is this your house, Sam?

Sam: Yes, it is. Thank you. And this is our cat, Fifi.

Linda: Who is this?

Sam: That's my uncle. He is a very nice man.

Linda: Thank you, Sam.

4. Look at the pictures and say what Orry are doing at the moment.



5. Name the days of the week.

6. a) Read the words and word combinations with their translation.

- b) Cover the left side and translate the words.

honey

so late

the same things

to brush teeth

to clean the room

to drink (drank, drunk)

to eat (ate, eaten)

to have (had, had) a good time

to wash the face and hands

with a soap

[ˈhʌni]

[leɪt]

[seɪm]

[brʌʃ]

[kli:n]

[drɪŋk]

[i:t]

мед

так пізно

ті самі справи (речі)

чистити зуби

прибирати в кімнаті

пити

їсти

гарно проводити час

мити милом обличчя

та руки

MY DAY

Today is Saturday. It's 10 o'clock. I am in the kitchen and I am having my breakfast. I don't usually have my breakfast so late. Yesterday I had my breakfast at eight. But on Saturday I can get up at nine o'clock, because I don't go to school on Saturday.

I got up at 7 yesterday. I went to the bathroom and washed my face and hands with a soap. Then I brushed my teeth. I went back to my bedroom then and made my bed. I did the same things this morning. I also do my morning exercises every day. So I did them yesterday.

Now I am eating my porridge with honey and drinking my tea. know what I am going to do next. In the afternoon I am going to clear my room. In the evening I shall watch a very interesting film on TV. I will be «Harry Potter».

- Imagine you interview a famous sportsman. Put 8 questions to find out information about his usual day.
- This is your plan for this week. It is Wednesday now. Say what you did on Sunday, Monday, and Tuesday, what you are doing today, and what you will do on Thursday, Friday, and Saturday.

Sunday: to help my sister with her lessons.

Monday: to go to the shop.

Tuesday: to visit my Granny.

Wednesday: to help my father with our car.

Thursday: to send a letter to my aunt.

Friday: to learn English rhymes.

Saturday: to clean my room.

- Read the rhymes and learn them.

«What are you doing, Joe?» said I. Mind the clock and keep the rule.
«Oh, nothing, Sir», was Joe's reply. Try to come in time to school.
«And you then, Tom? Please, let me know!»
«I'm busy, Sir. I'm helping Joe».

- Do exercise 6 b.



1. Do exercise 6 b, lesson 17.
2. Recite the rhymes (lesson 17).

REMEMBER!

Утворення ступенів порівняння прикметників



Односкладові та двоскладові прикметники, що закінчуються на: **-y**, **-e**, **-ow**, **-er**, утворюють вищий ступінь порівняння за допомогою суфікса **-er** та найвищий — за допомогою суфікса **-est**. В односкладових прикметниках з

коротким голосним звуком (наприклад, *big*, *hot*, *thin*) кінцева буква, що позначає приголосний звук, подвоюється.

У прикметниках, що закінчуються на **-y**, в ступенях порівняння **y** змінюється на **i**.

big	bigger	the biggest
small	smaller	the smallest
happy	happier	the happiest

Перед прикметником у найвищому ступені порівняння завжди ставиться означений артикль **the**.

Проте, слід запам'ятати випадки утворення ступенів порівняння прикметників **good** та **bad**:

good — better — the best bad — worse — the worst

3. Read the telephone conversations and make up similar ones.

a) *Ann*: Hello, this is Ann. Is that Jane?

Jane: Hello, Ann. Yes, it's me.

Ann: How are you?

Jane: Fine, thanks. And you?

Ann: I am O.K.

b) *Tom*: Hello. Is this Ted Brown's flat?

Ted's mother: Hello. Yes, it is.

Tom: This is Tom speaking. Can I talk to Ted?

Ted's mother: Yes, you can. Hold on (зачекай хвилинку), please.

c) *Pam*: Hi! Is that you, Dick?

Dick: Yes, it's me. Hello, Pam.

Pam: Dick, would you like to go to play tennis with me?

Dick: I would love to but I can't.

Pam: Why?

Pam: Oh, what a pity (як прикро)! I hope you will be O.K. soon.
Good-bye, Dick.

Dick: Bye, Pam.

4. Compare as in the model.

Model: a long pencil — a longer pencil — the longest pencil.

A short ruler, a funny monkey, long hair, big houses, a clever dog, an old car, a long street, new books, a nice puppy, a funny story, a happy child, an easy task.

5. Look at the pictures and compare things or people as in the model. Use the words under the pictures.


Model: Jack is taller than Tom. Tom is shorter than Jack.



thick/thin



cheap/expensive




big/small




high/low



sad/happy



long/short



old/young



cold/warm

6. Choose the correct word for each blank.

Longer, the shortest, big, long, tastier, older, thinner, funnier.

1. The giraffe has got a ... neck.
2. What street is the ... in your town?
3. My mother can bake a ... cake than your mother.
4. Yesterday I ate a ... apple.
5. The horse has got a ... tail than the pig.
6. My sister is ... than your sister.
7. My father is ... than my mother.
8. Your joke is ... than Jane's joke.

7. Make up as many sentences as you can using the table.

How many How much	eggs	do	you	drink	at breakfast?
	bread				does
	meat	did	he	eat	morning?
	apples	will	they		at dinner?
	cups of tea		she		tomorrow morning?
	salad		we		at lunch?
	sweets				every day?
	jam				at supper?
	glasses of juice				

8. Look at the pictures and: a) agree or disagree with the statements under them; b) express surprise. Use the model.

Model: a) Paul is the cleverest pupil in the class.


— Yes, he is.

— No, he isn't. Jack is the cleverest pupil in the class.

b) Paul is the cleverest pupil in the class, is he? No, he isn't. Jack is the cleverest pupil in the class.




Sam is the tallest of the boys.




The apple tree is the highest.




School is the highest of the buildings.



The red pencil is the cheapest.



The yellow car is the longest.



The brown dog is the fattest.

9. Write in English.

1. Яка річка найдовша? 2. Ганна — найнижча серед учнів класу.
3. Ця сумка — найважча. 4. Який олівець найдешевший? 5. Моя книжка дорожча, ніж твоя. 6. Цей хлопець найщасливіший у світі.
7. Наша школа краща, ніж їхня школа.



1. Read your translation (exercise 9, lesson 18).

REMEMBER!

Утворення ступенів порівняння прикметників



Двоскладові (крім тих прикметників, що закінчуються на **-e**, **-er**, **-ow**, **-y**) та багатоскладові прикметники утворюють ступені порівняння за допомогою слів: **more** — у вищому та **most** — у найвищому.

famous
expensive
interesting

more famous
more expensive
more interesting

the most famous
the most expensive
the most interesting

2. Compare as in the model.

Model: a beautiful girl — more beautiful girl — the most beautiful girl.
An interesting tale, a wonderful toy, a famous sportsman, an expensive car, a favourite film, a beautiful flower.

3. Write as in the model.

Model: easy — easier — the easiest;
famous — more famous — the most famous.

Handsome, funny, wonderful, clever, interesting, thick, happy, old, bad, cold, good, warm, beautiful.

4. a) Read the words and word combinations with their translation.

b) Cover the left side and translate the words.

a rope
a skating—rink
a sports ground
a stadium
a swimming—pool
other
to collect stamps
to listen to music
to play basketball
to play with toys

[roup]
[rink]
[graund]
['steidjəm]
[pul]
[лѡэ]

скалка
каток
спортивний майданчик
стадіон
басейн
інший
колекціонувати марки
слухати музику
грати в баскетбол
гратись іграшками

5. What did the Browns do yesterday? Make up as many sentences as you can using the table.

Yesterday morning
Yesterday afternoon
Yesterday evening

Mrs. Brown
Granny
Grandpa
Mr. Brown
George
Sam
Pam

helped about the house.
skated on the skatingrink.
played chess.
ran at the stadium.
played basketball with his friends at
the sports ground.
skied in the park.
played with his toys.
skipped on the rope with her friends.
watched TV.
read newspapers.

6. Look at the pictures and say what the beaver is doing.



7. Tom and Jane are talking. Imagine you are Tom. Answer Jane's questions. Make up a similar dialogue.

a) *Jane:* Did you go to the sports ground yesterday?

Tom: ...

Jane: Did you play football there?

Tom: ...

Jane: Who did you play with?

Tom: ...

Jane: What other games did you play?

Tom: ...

Jane: When did you play these games?

Tom: ...

- b) *Kitty*: Did you play chess in the evening?
Dan: ...
Kitty: Did you watch TV yesterday evening?
Dan: ...
Kitty: What film did you see?
Dan: ...
Kitty: Did you like the film?
Dan: ...

8. Read the rhymes and learn them.

LET'S PLAY

I shall be a lion,
 And you will be a bear.
 I shall run after you
 And you will hide under the
 chair.

I LOVE MY DOG

I've got a dog. His name is Jack.
 His head is white, his nose is
 black.
 I take him out every day.
 Such fun we have! We run and
 play.
 Such clever tricks my dog can do.
 I love my dog! He loves me too!

MY FRIEND

I've got a friend. We like to play.
 We play together every day.
 He always helps me when I'm in
 need,
 So he is my friend, good friend
 indeed.

SPORTS

Sports is fun for girls and boys.
 It's much better than the toys.
 You can sledge, and ski, and skate
 And play snowballs with Kate.
 You can swim and play football,
 Hockey, tennis, basketball.
 You can jump, and you can run.
 You can have a lot of fun.

9.* How many words can you find in the chainword? Write them down.

flat oyskatennis kirtjump lay stadium music collect oprun throw swim skipond list

10. Do exercise 4b. Write the words from this exercise into your vocabularies

11. Write in English.

- В які ігри ти любиш грати? 2. З ким ти грав у шахи вчора?
- Коли ти грав у хокей із друзями? 4. Вони вміють плавати?
- Твоя сестра вміє розмовляти англійською? 6. Вчора ми катувалися на лижах у парку.
- Мій племінник любить гратися своїми іграшками. 8. Ця дівчинка вміє добре стрибати зі скакалочки.

LESSON 20



1. Do exercise 4 B, lesson 19.
2. Recite the rhymes (lesson 19).
3. Read your translation (exercise 11, lesson 19).

4. Read the dialogues and make up similar ones.

a) *Danny*: Hi, Tom.

Tom: Hi, Dan.

Danny: Tom, let's play basketball with my friends.

Tom: I don't like to play basketball.

Danny: But why?

Tom: Because the ball is very heavy and you must jump very high to throw it into the basket.

Danny: What game do you like to play?

Tom: I like to play football. Let's play football.

Danny: With pleasure (из задоволення). Let's go to the sports ground.

b) *Sam*: What is your hobby, Ted?

Ted: Well, I have different hobbies.

Sam: What is the most favourite hobby?

Ted: I collect stamps. I also like to listen to music.

Sam: I collect stamps, too. May I see your collection?

Ted: Of course, you may. Let's go to my home.

5. a) Read the words and word combinations with their translation. Write them down into your vocabularies.

b) Cover the left side and translate the words.

a hare

[hæ]

заєць

a parrot

[ˈpærət]

папуга

a robot

[ˈrɒbət]

робот

a role

[roul]

роль

a soldier

[ˈsouldʒə]

солдатик

6. Look at the picture. The boy is untidy. He threw all his toys around the room. His mother asks him to put them in the right places. Write down the sentences she says. Use the words from the box.

Put, here, that, these, soldiers, cars, lorry, balls, robot, this, box, in, under, shelf, those, table, on, near, chair, into.



7. Compare the pictures...

Model: The girl can skip very well. She likes to skip.
The boy can't play volleyball. He doesn't like to play volleyball.

Skate, jump, run, ski, play football, swim.





REMEMBER!

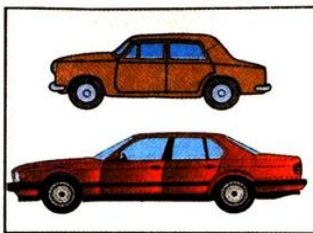


This (в однині) та **these** (у множині) вживаються з іменниками, що позначають предмети чи осіб, які знаходяться ближче до того, хто говорить.

That (в однині) та **those** (у множині) вживаються з іменниками, що позначають предмети чи осіб, які знаходяться на дальній відстані від того, хто говорить у просторі або часі.

8. Look at the pictures. Read the sentences under them.





This book is English. That book is Ukrainian.
 This tree is an apple-tree. That tree is a cherry-tree.
 This boy is Jack. That boy is Ron.
 These pencils are red. Those pencils are blue.
 These cars are new. Those cars are old.
 These are my toys. Those are my sister's toys.

9.* Find 20 words in the box of letters.



C	O	L	L	E	C	T	Q	M	M
A	K	S	P	O	R	T	S	N	U
D	O	H	P	R	O	P	E	R	S
L	F	O	O	T	B	A	L	L	I
C	I	B	S	T	O	N	E	S	C
B	A	S	K	E	T	B	A	L	L
O	S	K	I	P	A	R	R	O	T
X	C	A	R	I	V	E	R	R	O
C	A	T	U	X	Y	M	B	R	Y
J	W	E	N	P	U	P	P	Y	Z

10.* Fill the blanks in the sentences and complete the squares.

- a) 1. I'm hungry. Let's
 2. I am, you ..., he is.
 3. Eight, nine,
- b) 1. The ... is in the sky.
 2. English is ...-ful.
 3. Not old, but

1		
2		
3		


1		
2		
3		

11. Write in English.

- Що зараз робить твоя сестра? — Вона катається на ковзанах.
- Де ви вчора плавали? — Ми плавали в нашому новому басейні.
- Хто вміє добре кататися на лижах?
- Мій брат уміє добре стрибати.
- Я колекціоную марки. Я також люблю слухати музику.
- Де твій двоюрідний брат? — Він зараз грає в шахи. — З ким він грає? — Він грає в шахи зі своїм батьком. Вони люблять грати в різні ігри разом.



1. Read your translation (exercise 11, lesson 20).
2. Recite the rhymes (lesson 19).
3. Work with the dictionary. Find the words in it and read them.



4. a) Read the words and word combinations with their translation. Write them down into your vocabularies.
 b) Cover the left side and translate the words.

the way to play
 they are (not) busy
 to prefer
 to spend (spent, spent)
 to stay home
 to understand (understood, understood)
 free time
 frosty
 hide-and-peek
 leisure
 weekend

[prifa:]

[fri:]

['frɔsti]

['leʒə]

спосіб гри
 вони (не) зайняті
 надавати перевагу
 проводити
 залишатися вдома
 розуміти

вільний час
 морозний
 гра у схованки
 дозвілля
 вихідні дні

5. Read the text and translate it into Ukrainian.

MY LEISURE TIME

I like the weekend — Saturday and Sunday — because I don't go to school on these days. But I also have some free time on other days of the week.

At my leisure time I do a lot of interesting things. Usually I spend it with my friends. In spring and summer we play different games outside because it is warm. We go to our sports ground and play football or volleyball. We like to play football because all boys can play this game. When it is hot we go to the river and swim. But we also swim in the swimming-pool in winter.

6. Look at the pictures. Dan does these things at his leisure time in winter or in summer. Say what he can do in winter and what he can do in summer. There are some things that he can do in summer and in winter.



7. Say what games you like (don't like) to play and why. There is a model to help you.

Model: I like to play tennis because it is a fast game.

I don't like to play chess because it is not interesting.

8. Say what games your friend likes (doesn't like) to play and why. There is a model to help you.

Model: My friend likes to play hide-and-seek because it is a funny game.

But he doesn't like to play basketball because the ball is very heavy.

9. Read the dialogue and act it in class.

Helen: Ann, let's play hide-and-seek.

Ann: Is it a game? I don't know the way to play it.

Helen: It is very easy to play it. I shall hide and you will seek me. When you find me we shall change our roles.

Ann: Well, now I understand. You may hide.... Helen, are you under the chair?

Helen: No, I am not.

Ann: Helen, are you behind the curtain ([ˈkɑːtɪn] штора)?

Helen: No, I am not. Try again.

Ann: Oh, you are under the table. You are there. I see you. Now I shall hide.

10. Read the rhymes and learn them.

I like to skip, I like to jump,
I like to run about.
I like to play, I like to sing
I like to laugh and shout.

I can skip and I can run,
I can play games in the sun.
I can hear and I can see,
Lucky me! Oh, lucky me!

Can you speak English?
Can you spell your name?
Can you make snowballs?
Can you play a game?
Can you write a letter?
Can you draw a man?
Yes, I can, yes, I can!

11.* Find the rhyming words.

Snow, where, run, play, you, hide, how, toy.

Know, now, day, son, blue, bear, night, boy.

12. Look at the pictures. What are the children doing?





2. Do exercise 4 b, lesson 21.

3. Dialogue.



Beaver: Do you play with toys, children?

Dan: I do. This is my favorite toy. And what about you, girls?

Kitty: My favorite toy is the doll Barbie.

Helen: And my favorite toy is my computer.

4. What toys do you want to get as a present?

5. Read the words according to the alphabet.

Rabbit, hare, toy, ball, car, box, doll, puppy, leisure, kitten, time, weekend, snowballs, frosty, soldier, parrot, lorry.

6. Make up as many sentences as you can using the table.

In summer	we I my friends my parents my sister my brother	go(es) skate(s) play(s) make(s) watch(es) ski(s)	to the swimming-pool	outside. at home. with my friends. with my brother. with my sister.
On weekend			an the park	
In winter			at the stadium	
On Saturday			at the skating-rink	
On Sunday			a snowman	
In the evening			snowballs	
At the leisure time			football	
			chess	
	volleyball			
	to the sports ground			
	with her dolls			
	with his toys			
	with soldiers and lorries			

7.* Find as many words as you can.

snowballsnowmanruggroundwindowoldarkneedollistenanameelephanttoybank

8. Write a story about your leisure time activities.

9. Answer the questions.

1. Do you like Sundays? Why?
2. What do you do on Sundays?
3. Have you got many toys?
4. What toys have you got?
5. Do you like to play the computer games?
6. Can you draw your favorite toy?
7. Can you play chess?

10. Read the text and say whether the following statements are true or false.

HOCKEY

Hockey is a winter game. The playing field is the ice. Two groups of six players hit the puck with their sticks. The players wear heavy clothes.

Hockey is a fast game. Sometimes there are fights between the players. And it is not easy to make points in hockey. There are three periods which last twenty minutes.

- ?
1. Each period of the game is 20 minutes.
 2. Each team has six players.
 3. The players hit a ball with their sticks.
 4. Players sometimes fight.
 5. Hockey players usually make a lot of points.
 6. There are ten players on the ice.
 7. They wear light clothes.
 8. People usually play hockey in summer.

11. Read the dialogue.

Beaver: Do you want to play chess, Dan?


Dan: No, Oorry, I don't want to.

Beaver: Why?

Dan: Because I cannot play chess.

Beaver: Don't worry, boy. I'll teach you.

Dan: Really?






1. Dialogue.

Beaver: Why are you so happy, Dan?

Dan: It's my birthday today.

Beaver: What do you want to get as a present?

Dan: A bicycle.



2. Read your story about your leisure time activities.
3. a) Read the words and word combinations with their translation. Write them down into your vocabularies.
b) Cover the left side and translate the words.

a box of sweets

a holiday

a party

a present

a toy-monkey

to celebrate

to congratulate

to get (got, got) presents

[swi:ts]

['hɒlədi]

['pɑ:ti]

['preznt]

['mʌŋki]

['selibreit]

[kən'grætjuleit]

[get]

коробка цукерок

свято

вечірка

подарунок

іграшкова мавпочка

святкувати

вітати

отримувати подарунки

4. Read the text and then name all the presents Tom had for his birthday.

MY FRIEND'S BIRTHDAY

I have a friend. His name is Tom. It was his birthday yesterday. He was 10. He invited all his friends. They came and brought many presents for him. Ted brought him a funny grey toy-monkey. Ann gave him a very interesting book of tales in English. Pam presented him a box of sweets and a nice toy-car. She knows that Tom likes to play with cars.

Tom also got a telegram from his cousin. The telegram said, «Happy birthday, dear Tom! Have a good time! Love from your cousin Sam».

Tom thanked us for our presents. We sang a «Happy Birthday» song. Then Tom's parents gave him their presents: a nice brown school bag and a box of toy-soldiers.

Tom was very happy.

5. Give the second and the third forms of these verbs (дієслів).

To sing, to eat, to give, to spend, to come, to send, to bring, to understand, to run, to swim, to draw, to drink, to pay, to find, to choose, to buy, to make, to go, to do, to get.

6. Read the telephone conversations. Act them in class and make up similar ones.
- a) **Ted:** Hi, this is Ted speaking. Is that Sam?
Sam: Yes, it's me. Hello, Ted. How are you?
Ted: I am O.K. I am calling to invite you to my birthday party.
Sam: Oh, Ted, congratulations! When will it be?
Ted: Come on Sunday at three o'clock in the afternoon.
Sam: Will you invite Jack and Harry?
Ted: Yes, I shall. They are my friends, you know. Well, see you on Sunday. Good-bye.

Sam: Bye-bye.

- b) **Harry:** Hi, Sam. This is Harry.
Sam: Hello, Harry. I am glad to hear you. How are you?
Harry: I am fine, thank you. And you?
Sam: I am fine. Why didn't you come to Ted's birthday party?
Harry: I was ill.
Sam: I am sorry to hear that. Are you better now?
Harry: Yes, I am well. Thank you.

7. Answer the questions.

1. How old are you?
2. How old were you last year?
3. Do you usually have a party on your birthday?
4. Whom do you usually invite to your birthday party?
5. Do you like to get presents?
6. What presents did you get for your last birthday?
7. Do you like to give presents?
8. When did you go to your friend's birthday party?

8. Now ask your partner the questions from exercise 6. Let your partner answer them.

9. Read the rhyme and learn it.

* * *

Happy birthday to you!
Happy birthday to you!
Happy birthday, dear Teddy!
Happy birthday to you!

May your birthday be bright
From the morning till night.
Happy birthday, happy birthday!
Happy birthday to you!

10. Do exercise 3 b.

11. Read the continuation of the tale and retell it.

Kitty: How old are you, Orry?

Beaver: I don't know exactly. But I know, that I am not small and I am not old.

Dan: Of course, you are young, Orry.

Beaver: Are you old, Dan?

Dan: I don't think so ...





1. Do (exercise 4 b, lesson 23).
2. Recite the rhyme (lesson 23).
3. The girls are talking. Read Helen's questions in A and find Ann's answers in B.

A

Were you happy when you got a lot of presents?
 When did you have your birthday party?
 What presents did you get?
 Do your parents send telegrams to their relatives and friends on their birthdays?
 What holiday do you like best of all?

B

I got a big yellow ball and two English books as presents.
 I like Christmas best of all.
 Yes, they usually do.
 Yes, I was very happy.
 Last week.

4. Read the text and answer the questions.

MERRY CHRISTMAS!

As you know people in Great Britain celebrate Christmas on the 25th of December. In Ukraine Christmas Day is the 7th of January.

Let's talk about the way the English people celebrate this holiday. It's a very happy holiday for them. Some days before Christmas they send greeting cards¹ to their relatives and friends. They usually buy Christmas cards or make them.

The English people also bring a Christmas tree to their homes and decorate² it with toys, sweets and other things.

On Christmas Eve³ the English people put their presents under the Christmas tree. The children hang their stockings⁴ above their beds. At night Santa Claus comes and puts presents into their stockings.



1. When is Christmas Day in Great Britain? In Ukraine?
2. Is it a happy holiday?
3. What do people do some days before Christmas?
4. How do the English people decorate a Christmas tree?
5. Where do they put their presents?
6. Who comes at night?
7. What do English children do on Christmas Eve? Why?

¹ Листівки з привітаннями.

² Прикрашати.

³ Переддень Різдва.

⁴ Панчохи.

5. Read the sentences and agree or disagree with the information in them. There is a model to help you.

Model: The English people celebrate Christmas on the 24th of December.— No, they don't. It's not true (It is not so). They celebrate Christmas on the 25th of December.

They have stuffed turkey ([stʌft tə:kɪ] фарширований індик) on Christmas.— Yes, they have. It is true. They have stuffed turkey on Christmas.

1. The Ukrainian people celebrate Christmas on the 24th of December.
 2. The English people don't like the holiday of Christmas.
 3. On Christmas Eve the English people put their presents into their stockings.
 4. Father Christmas usually comes at night.
 5. He puts the presents into the stockings under the children's beds.
 6. The English people decorate a Christmas tree on the New Year.
 7. They send greeting cards to their relatives and friends.
6. Read the dialogue and make up a similar one.

Bill: Hi, Dan. Merry Christmas!

Dan: Hi, Bill. Merry Christmas! Do you like this holiday?

Bill: Of course, I do.

Dan: How did you spend it this year?

Bill: Our relatives from Chernivtsi came to visit our family and we had a very tasty Holy Supper. We sang Christmas songs – carols ([ˈkærəl] колядки) — you know.

Dan: What did you do?

Bill: We decorated our Christmas tree, played chess, made a snowman. I introduced him to my friends and then we played hockey.

7. Read the song and learn it. Try to sing it together with your teacher.

OH, CHRISTMAS TREE

Oh, Christmas tree, oh, Christmas tree
Your gay green dress delights us!
You do not fade with winter's snow,
You bloom with lights when cold winds blow.
Oh, Christmas tree, oh, Christmas tree
Your gay green dress delights us!

8. * Find 10 words to the topic «Christmas» in the given letter-box. Then write these words into your vocabularies.

D	E	C	O	R	A	T	E	A
B	S	T	O	C	K	I	N	G
D	E	T	F	C	H	I	C	Y
C	H	R	I	S	T	M	A	S
L	J	E	L	T	K	M	R	A
A	Q	E	P	A	N	O	O	N
U	E	V	E	R	W	X	I	T
S	P	R	E	S	E	N	T	A
S	P	A	R	T	Y	D	S	B



9. Write in English.

1. Як ти провів Різдво минулого року? 2. Кого запросила твоя мама на різдвяну вечірку? 3. Наші родичі приїдуть відвідати нас. 4. Як сказати англійською «колядка»? 5. Ти вмієш співати різдвяну колядку «Jingle Bells»? 6. Вчора на уроці англійської мови ми співали різдвяні колядки і читали текст про те, як англійці святкують Різдво.

10. Work in pairs. Ask and answer questions about the information in the text. There is a model to help you.

Model: A: Do they play on a field?

B: No, they play on the ice.

11. Read the dialogue.

Beaver: Children, why do you hang your stockings above your beds?

Kitty: Santa Claus will put presents into our stockings.

Beaver: Are you sure?

Dan: Of course.

Beaver: Then give me, please, one little stocking too. I'll hang it above my bed.



12. What do you want to get as a New Year's present? Say and write your answer.

LESSON 25



1. Read your translation (exercise 9, lesson 24).
2. Recite the rhymes (lesson 24).

3. Make up as many sentences as you can using the table.

My grandmother
My grandpa
My mother
My friends
My parents
Alice
Harry
Ted
Laura

gave
presented
sang
arranged

a box of sweets
a party
a funny puppy
toy-soldiers
a happy birthday song
an interesting book
toy-cars
a brown bag

to me.
for me.

4. Answer the questions. Then ask your partner these questions and let him answer them.

1. Do you like holidays?
2. What holidays do you like and why?
3. Do you always send greeting cards to your friends and relatives on holidays?
4. What do you usually write on the cards?
5. Do you often get greeting cards?
6. Who usually sends greeting cards to you?
7. Do you bring a Christmas tree to your home on Christmas?
8. What do you usually decorate your Christmas tree with?

5. Read the dialogues and make up similar ones.

- a) **Dan:** Hi, Orry. I am going to have a Christmas party. Would you like to come?
Orry: Hello, Dan. Great! Thanks for inviting me. When is the party?
Dan: I am going to have it on Saturday at 4 o'clock.
Orry: That's fine. I'll come.



- b) **Dan:** Kitty, I would like to invite you to my Christmas party. I hope you will be able to come.
Kitty: Yes, I would love to come. I love parties. When should I come?

Dan: Be here at 6 o'clock.

Kitty: I am looking forward to it ([ˈfɔ:wəd] чекатиму з нетерпінням).

Look at the picture and make up a story about Dan's birthday.

You have words in A and their translations in B. Match translations in B with the appropriate words from A.

A
Christmas Eve
a box of sweets
to celebrate
merry
to congratulate
to invite
frosty
hide-and-seek
snowballs
to arrange

B
сніжки
організувати
морозний
веселий
гра у схованки
переддень Різдва
запрошувати
коробка цукерок
вітати
святкувати



1. Write a story about the way your family celebrates Christmas.
2. Read the continuation of the tale and retell it.


SURPRISE



Orry-beaver wanted to make a surprise for his friends. He sent them invitations. Then Orry brought a Christmas tree to his home. It was very big and nice. The beaver decorated the tree with sweets and biscuits. Orry put presents for Dan, Kitty and Helen at the Christmas tree. Orry-beaver disguised himself as Santa Claus and began to wait for guests.

to invitation [ɪnvi'teɪʃn] — запрошення;
to disguis oneself(as) [dɪs'gaɪz] — переодягнутися

LESSON 26



1. Read your story about the day that celebrates Christmas.

2. Recite all the rhymes you remember.

3. Find the rhyming words.



4. Look at the pictures and say: a) what the people are doing; b) when they can do these things; c) when the Ukrainian people can do the same things; d) why the English and the Ukrainian people do these things on different days.



5. Read the dialogues and make up similar ones.

a) *Jim*: Hi, Jack. This is Jim. I am calling you from London.

Jack: From London? What are you doing in London?

Jim: I am on holiday.

Jack: I am glad to hear that. How is the weather in London? Is it warm?

Jim: No, it is not. It is very cold.

Jack: Are you having a good time?

Jim: No, I am not. I am having a terrible time. The weather is terrible here.

Jack: I am sorry to hear that.

b) *Edward*: Jane, can you come to my birthday party on Friday at 3 o'clock?

Jane: Oh, thanks for inviting me. I'll come but I might be a bit late.

Edward: That's all right.

- c) *Dora*: Pam, I would like to invite you to my Christmas party tomorrow.
Pam: Oh, thanks. I would love to come but I can't.
Dora: Oh, that's too bad.
Pam: I am sorry but I must visit my Granny.
Dora: Well, never mind. Perhaps another time, then.

6. Tell a story about your last birthday party.

7. Write in English.

1. Я телефоную тобі, щоб запросити до себе на день народження. 2. Які свята тобі подобаються і чому? 3. Які різдвяні вірші та пісні знає твій друг? 4. Що робить твій брат, коли надворі морозно? 5. Вчора я був на різдвяній вечірці. Ми дуже весело провели час. 6. Я б із радістю прийшов, але не можу. 7. Моя сестра з нетерпінням чекатиме різдвяних канікул. 8. Які подарунки ти одержав від своїх друзів на день народження?

8.* Find 10 words in the given chainword. Write them down into your vocabularies.

tree evening and christmas pudding game food decorate television presents

9. Read the dialogue.



Dan: Who are you?

Beaver: Are you Santa Claus?

Father Frost: I am Father Frost. I go to Ukraine. I have many presents for Ukrainian children.

Dan: Where are you from?

Father Frost: I am from the North. Do you want to go with me?

Kitty: No, thanks. We are waiting for Santa Claus.

Father Frost: He is my brother.

Beaver: Our warmest regards to him and to Ukrainian children.

warmest regards [rɪgɑ:dz] — найщиріші вітання

LESSON 27



1. Read your translation (exercise 7, lesson 26).
2. Read your words from (exercise 8, lesson 26).

3. Name all the months of the year. Write them down.

4. a) Read the words and word combinations with their translation. Write them down into your vocabularies.

b) Cover the left side and translate the words.

cookies
 Queen's speech
 to look like
 to play jokes and tricks on
 to sign

['kuki:z]

[spi:t]

[sain]

тістечка
 промова королеви
 бути подібним до
 жартувати над
 підписувати

5. Read the text and retell it.

ENGLISH HOLIDAYS


Part I

The English people have many holidays in a year. The most popular holiday for them is Christmas and they celebrate it on the 25th of December. People give each other presents and send Christmas cards. They also have their traditional Christmas dinner with stuffed turkey and the Christmas pudding. The Queen's speech is on television at three o'clock in the afternoon. There is a big Christmas tree in Trafalgar Square in London.

On the 14th of February the English people celebrate St. Valentine's day. They send Valentine cards to the people they love. They don't sign them — you must guess who sent the card to you. Girls usually bake Valentine cookies, write the wishes for the boys they like on a piece of paper and put the paper into the cookies. Then they give the cookies for the boys. The boys read them and read the wishes.

6. Look at the picture. There is a holiday table in it. Say what there is on the table as in the model.

Model: There is a plate with 7 apples on the table. There are 7 apples on the plate.



7. Play a «memory game». Close your book. Your partner will ask you questions about the picture in exercise 6 like «Is there ... on the table?» or «Are there ... on the table?» You must answer the questions without opening your book.

8. Answer the questions.

1. What winter holidays do you know?
2. How do the English people celebrate Christmas?
3. What do the people usually do on Christmas?
4. When has the Queen a speech on television?
5. How do the English people celebrate New Year?
6. What holiday do the English people celebrate on the 14th of February?
7. What do they do on this holiday?
8. Why don't they sign the Valentine cards?

9. Write a story about winter holidays and the way the English people celebrate them.

10. Do exercise 4 b.

11. Read the dialogue.

Dan: I got a present.

Beaver: What present?

Dan: A dog.

Beaver: A dog? I don't like dogs.

Dan: This is not a big dog.
It's a puppy.

Kitty: Oh, show it, please.

Hellen: Wow! It's nice!



12. Read and learn the rhyme.



TRAVELLER

Pussy-cat, pussy-cat,
Where have you been?
I've been to London
To look at the Queen.
Pussy-cat, pussy-cat,
What did you there?
I frightened a little mouse
Under her chair.



Beaver: Dan, what's this?

Dan: This is my Valentine card for Hellen. Don't say her, please.

Beaver: Don't worry, Danny. My mouth is locked.

My mouth is locked [lɔkt]. — Мій рот на замку.

2. a) Read the words and word combinations with their translation. Write them down into your vocabularies.
 b) Cover the left side and translate the words.

Ireland
 national
 to wear a shamrock
 Easter
 emblem

[ˈaɪlənd]	Ірландія
[ˈnæʃnl]	національний
[ˈʃæmrək]	зашпилювати конюшину в одяг
[ˈiːstə]	Пасха
[ˈembləm]	емблема

3. Read the text and retell it.

ENGLISH HOLIDAYS

Part II

In March the English people have two holidays: St. Patrick's Day and Mother's Day. St. Patrick's Day falls on the 17th of March. It is a national holiday in Ireland. On that day people send greeting cards and wear a shamrock. A shamrock is the national emblem of Ireland.

On Mother's Day people in the family try to let their mother have a rest. A father and the children do the housework, cook some tasty dishes or bake a cake.

There is one more popular holiday in spring — Easter. People celebrate it in April or in early May. On Easter Sunday the children get chocolate Easter eggs or rabbits.

In April there is a holiday for fun — April Fool's Day. It is on the 1st of April. On that day the English children like to play jokes and tricks on other people.

4. Answer the questions.

1. When do the people celebrate St. Patrick's Day? What do they wear on that day?
2. Does your family celebrate Mother's Day? What do you usually do for your mother on that day?
3. In what way do you celebrate Easter?
4. When was the Easter holiday last year?
5. What jokes and tricks do you like to play on your friends?
6. What jokes did your friends play on you last year on April Fool's Day?

5. Name all the winter and spring holidays you know. Say when the English people celebrate them.

6. Read the rhymes and learn them.

* * *

Christmas....

A beautiful time of the year —
With carols and tinsel
And lots of good cheer.
With sharing and caring
And hearts drawing near —
Christmas....
A beautiful time of the year.

A BOOK

A book, I think, is very like
A little golden door
That takes me into places
Where I've never been before.
It leads me into fairy land
Or countries strange and far.
And, best of all, the golden door
Which always stands ajar.

7. Write in English.

1. Узимку ми святкуємо наші найулюбленіші свята: Різдво, Новий рік, День святого Валентина. 2. Я не люблю, коли мої друзі жартують наді мною 1 квітня. 3. Як ти святкуватимеш День матері? 4. У нашій країні люди не святкують День батька. 5. 14 лютого англійці святкують День святого Валентина. Вони надсилають листівки тим, кого люблять. 6. Які весняні свята знає твоя сестра? 7. Конюшина є національною емблемою Ірландії.

8. Write about spring holidays and the way the Ukrainian people celebrate them.

9. Read the dialogue.

Beaver: Dan, look! You have
a big black spot on your back!

Dan: Oops... where? It's my new suit!

Kitty (giggles): It's the first of April today!

Dan: Then what?

Hellen: Hey, Dan! Wake up! It's the
April Fool's Day!

to giggle [gigl] — хихикати



LESSON 29



1. Read your translation (exercise 1, lesson 27).
 2. Read your story about spring holidays and the way the Ukrainian people celebrate them.

3. Recite the rhymes (lesson 28).
 4. Name all the summer and autumn months.
 5. a) Read the words and word combinations with their translation. Write them down into your vocabularies.
 b) Cover the left side and translate the words.

Trick or treat.
 a pumpkin
 a sea-coast
 in the country

[ˈpʌmpkɪn]
 [ˈkɔʊst]

Пригостить, бо завдам збитків.
 гарбуз
 морське узбережжя
 у сільській місцевості

6. Read the text and retell it.

ENGLISH HOLIDAYS

Part III

There are not many holidays in summer. In June the English people celebrate Father's Day when the children spend the day with their fathers and give them presents.

In summer the English people visit their relatives who live in the country or go to the sea-coast. Most English people have vacations in summer.

Autumn is the beginning of the school year for all English schoolchildren. They also like to celebrate a very nice holiday — Halloween. It is on the 31st of October. People put pumpkins on the window-sills. The children draw eyes, a nose and a mouth on the pumpkin and put a candle inside it. So the pumpkin looks like a face. The children go from house to house in funny clothes and say «Trick or treat». They get sweets, fruit, cakes, cookies or money for that.

7. Make up as many sentences as you can using the table.

The English people	celebrate	Easter	on the 24 th of December.
		Christmas	on the 31 st of December.
The Ukrainian people	don't celebrate	Mother's Day	in April.
		St. Patrick's Day	in early May.
		New Year	in June.
We		Halloween	on the 17 th of March.
		April Fool's Day	on the 1 st of April.
They		St. Valentine's Day	on the 31 st of October.
		Father's Day	on the 14 th of February.

6. LOOK at the pictures and say what holidays the people are celebrating.



9. You have words in A and their translations in B. Match translations in B with the appropriate (відповідними) words from A.

A
 in the country
 vacations
 a cake
 a joke
 a shamrock
 national
 a speech
 a pumpkin

B
 промова
 конюшина
 у сільській місцевості
 жарт
 гарбуз
 відпустка
 торт
 національний

10. Write the words from exercise 4 (lesson 27) into your vocabularies.

11. Read the continuation of the tale and retell it.

Children: Trick or treat!

Beaver: Here you are, friends.

Dan: Orry, let's go with us!

Kitty: Put on funny clothes, Orry.

Hellen: We are waiting for you.



LESSON 30



1. Read the words from exercise 1 (question 2).
2. Name all the months of the year. Read their names in letters.

3. Name all the English holidays you know and say when the English people celebrate them.
4. Recite as many rhymes as you can.
- 5.* Fill in the right letters to have 12 words.

	F						y	
D						r		
				M				h
M		y				w	s	a
s				r	e			
J					y			
		A			l			
	y			r				
N						r	g	n



6. Answer the questions.
1. What do the English people usually do in summer?
 2. When do they usually have vacations?
 3. What holiday have the English people in June?
 4. What holiday do the English children like to celebrate in autumn?
 5. Why do they like it?
 6. What do the children do on Halloween?
 7. What holidays of the year do you like best of all? Why?
7. Read the dialogue and make up a similar one.
- Dick:* Hi, Jenifer. Let me ask you some questions.
- Jenifer:* Hi, Dick. Well, I am ready to answer your questions.
- Dick:* What year were you born?
- Jenifer:* I was born in 1995.
- Dick:* What month were you born?
- Jenifer:* I was born in July.
- Dick:* What date were you born?
- Jenifer:* I was born on the 13th.
- Dick:* So you were born on the 13th of July in 1995.
- Jenifer:* That's right.

8. Find the rhyming words.



9. Write in English.

1. Які страви готує твоя мама на Пасху? 2. Які весняні свята ти знаєш? 3. Що робить твій товариш під час літніх канікул? 4. Коли англійці святкують Різдво? 5. Яке свято англійські діти люблять святкувати восени? 6. Українці не святкують Хеллоуїн. 7. Найбільше я люблю свято Різдва, а моя сестра любить святкувати Новий рік.

10. Read the dialogue.

Dan: Oorry, let's play with us.

Beaver: What game?

Kitty: Dinosaur's game!

Hellen: You will be tyrannosaurus rex!

Dan: I'll be brachiosaurus.

Kitty: I'll be triceratops

Hellen: And I'll be stegosaurus.

Beaver: Wait a minute. I don't want to be tyrannosaurus rex! I don't want to eat you, friends. I am a vegetarian.



dinosaur ['daɪnə,sɔ:] — динозавр;
tyrannosaurus ['tɪrənəsɔ:rɪs 'reɪks] — тиранозавр рекс;
brachiosaurus [,brækiəsɔ:rɪs] — брахіозавр;
triceratops [traɪsə'reɪtɒps] — трицератопс;
stegosaurus [stegəsɔ:rɪs] — стегозавр;
vegetarian [ˌvedʒɪ'teəriən] — вегетаріанець



2. Look at the pictures. Read the beginning of the tale and think of its continuation [kantɪnju'eɪʃn] (продовження) using the pictures.

WHY RABBIT HAS A SHORT TAIL AND LONG EARS

Fox: Look, Brother Rabbit! The river is full of fish! Let's catch some fish and we shall have a good dinner.

Rabbit: Isn't that wonderful? I like fish. But how shall I catch it? I have a hook but I don't have a piece of string. Do you, Brother Fox, have a piece of string?

Fox: What a pity! I don't. What shall we do? I'm so hungry. Oh, I have an idea! I'll tell you what we must do, and then we shall catch a



lot of fish. Look at your beautiful tail. It's long enough to catch fish with! Let's tie the hook to the end of your tail. You will sit at the river with your tail in the water. I'll be here to help you if the fish is very big and you can't pull it out yourself.



3. Read the dialogue and make up a similar one.

Kitty: Dan, do you like to read books?

Dan: Yes, I do. We read many books at school.

Kitty: What kind of books do you like to read?

Dan: My favourite books are tales. My mother told me many tales when I was small. Now I can read them in English.

Kitty: What is your favourite tale?

Dan: It's «Who Said Miaow?»

Kitty: Oh, I like this tale, too.





4. Say what English tales you know. Try to retell your favourite tale (English or Ukrainian) in English.

help you.

Once upon a time there lived a dog ...

A dog's house — будка, a bone — кістка, hungry ['hʌŋgrɪ] — голодний, to find (found, found) some food — знайти якусь їжу, to drop from — випасти з, sad — сумний, to fall (fell, fallen) into — падати у, teeth [ti:θ] — зуби.



6. Read and learn the rhyme.

THE KING AND HIS DAUGHTERS

There was a king, and he had three daughters,
And they all lived in a basin of water;
The basin bended,
My story's ended.

If the basin had been stronger,
My story would have been longer.

a basin ['beɪsɪn] — миска; **to band** [bænd] — нахилятися;
to end [end] — закінчуватися

7. Write the following dates in numbers as your teacher reads them to you. There is a model to help you.

Model: nineteen thirteen — 1913.

- | | |
|-------------------------------|--------------------------|
| 1. fourteen fifty-seven | 5. two thousand and two |
| 2. eighteen sixty-one | 6. eighteen eighty-six |
| 3. nineteen eighty-four | 7. thirteen thirty-three |
| 4. the year of three thousand | 8. twelve eleven |

LESSON 32 **OPTIONAL**

LESSON 33



1. Read your tale (exercise 5, lesson 31).


2. a) Read the words and word combinations with their translation. Write them down into your vocabularies.
 b) Cover the left side and translate the words.

traffic lights
 rush hour
 a crowd
 a pavement
 attentive
 heavy traffic
 noisy
 overcrowded
 to look busy

[rʌʃ]
 [kraʊd]
 ['peɪvmənt]
 [ə'tentɪv]
 ['træfɪk]
 ['noɪzɪ]
 [,oʊvə'kraʊdɪd]
 ['bɪzɪ]

світлофор
 час-пік
 натовп
 тротуар
 уважний
 насичений дорожній рух
 шумний
 переповнений
 виглядати заклопотаним

3. Help Orry to build the dam.



4. Read the text and translate it into Ukrainian.

We live in Ukraine. It is a country in Europe¹. It is smaller than France² but it is larger than Germany³.

The Ukrainian people live in small towns and big cities. A lot of people live in villages. The life in the village is quiet, but a city life is very noisy. People look very busy. They walk very fast in the streets, almost run. The cars, buses, lorries, trams also run in the streets. The traffic is very heavy in rush hours. Crowds of people walk on the pavements. The buses and trams are overcrowded.

When you cross the street you must be very attentive. First, look to the left, then to the right when there are no traffic lights in the street. Or you must wait till the traffic lights become green.

¹ Europe ['juərəp] — Європа.

² France [frɑ:ns] — Франція.

³ Germany ['dʒɜ:məni] — Німеччина.

5. Answer the questions.

1. What country do you live in?
2. What town (city or village) do you live in?
3. Where is Ukraine?
4. Is Ukraine larger than Germany?
5. What country is smaller: Ukraine or France?
6. Is a city life quiet?
7. When is the traffic especially heavy?
8. Why are the buses, trolleybuses and trams overcrowded in rush hours?

6. Read the rhymes and learn them.

* * *

Trams and cars in our town
Run up and run down.
Stop! Look at the light!
To the left, then to the right.

Stop! Look! Listen!
Before you cross the street.
Use your eyes, use your ears,
And then use your feet.

TRAFFIC LIGHTS

Look to this side,
Look to that side.
The green says, «Go!»
Now go slow.
The red says, «Stop!»
Now do so.

7. Interview your partner. The questions will help you.

1. Do you like your street?
2. What can you see in your street?
3. Can you see many cars and buses there?
4. What must you do before you cross the street?
5. What must you do when the light is red?
6. What can you do when the light is green?





1. Do exercise 2 b, lesson 33.
2. Recite the rhymes (lesson 33).

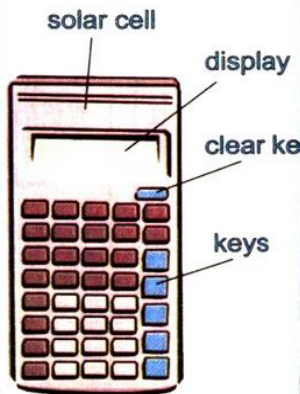
- Párdon me? What did you say?
- Пробачте, що Ви сказали?
- Oh, yes, sure.
- О, так, звичайно.
- Walk two blocks and then turn right.
- Пройдіть два квартали, а потім поверніть направо.
- How long does it take you to get to school?
- Скільки часу тобі потрібно, щоб дістатися до школи?
- Is there a post office near here?
- Чи є тут поблизу пошта?

3. a) Read the words and word combinations with their translation. Write them down into your vocabularies.

b) Cover the left side and translate the words.

a bank	[bænk]	банк
a block	[blɒk]	квартал
a metro station	[steɪʃn]	станція метро
a post office	['pəʊst,ɔfɪs]	пошта
a railway station	['reɪlweɪ]	залізничний вокзал
crossroad	['krɒsrəʊd]	перехрестя

4. Work with the dictionary. Find the words in it and read them.



5. Read the dialogues, act them in class and then make up similar ones.

a) *A stranger in the city:* Sir, excuse me, could you tell me how to get to the nearest metro station?

A man: Pardon? What did you say?

A stranger in the city: Could you tell me how to get to the nearest metro station?

A man: Oh, yes, sure. Walk two blocks and then turn right. Then walk straight on till you see a high building of the post office. The metro station will be to your left.

A stranger in the city: Thanks a lot.

A man: Not at all.

b) *Dan:* Tom, do you live far from your school?

Kitty: Not very far.

Dan: How do you get to school? Do you walk or take a bus?

Kitty: I take a bus and then I walk a little.



Dan: How much time does it take you to get to school?

Kitty: About half an hour.

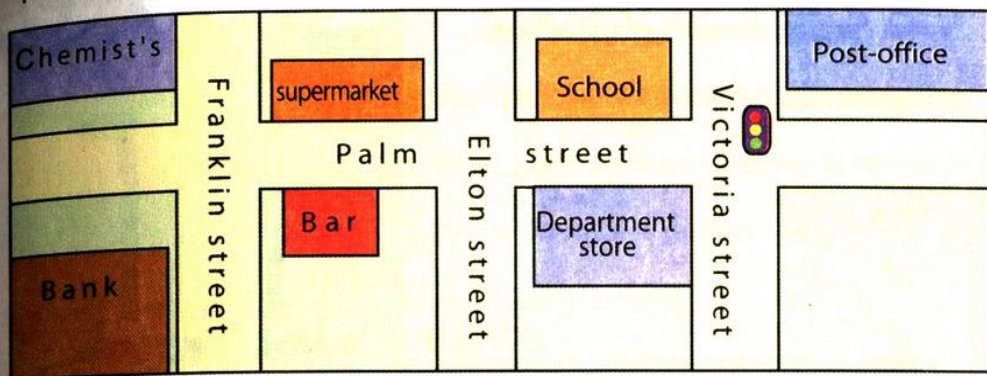


6. Look at the pictures and say what you can and what you cannot see at home. There is a model to help you.

Model: We cannot see trolleybuses at home.
We can see a pencil at home.



7. Look at the map. Now Tom is near the bank. He must send some letters but he doesn't know how to get to the post office. Help Tom and tell him the way to the post office.



8. Read the sentences and translate them into Ukrainian.

1. Walk straight on and then turn left.
2. You must go straight on to the second crossroads and then turn right.
3. Could you tell me the way to the railway station?
4. Could you tell me how to get to the theatre?
5. I am sorry but I am a stranger in this city. – Don't worry. It's all right. I shall ask somebody else.
6. You must go straight on.
7. At the traffic lights turn right and the post office will be in front of you.

- 9.* Find 7 words to the topic «The city» in the chainword.

traffic road bus yard bus station noise parking bank trolley bus square street tram

10. Write in English.

1. Пробачте, чи не могли б ви показати мені дорогу до театру?
2. У нашому місті є багато машин, автобусів, тролейбусів і трамваїв.
3. Скажіть, будь-ласка, як мені дібратися до залізничного вокзалу?
4. Поверніть праворуч на перехресті.
5. Йдіть прямо, а біля світлофора зверніть ліворуч.
6. Я приїжджий, тому не можу вам допомогти.

TERM TWO

II



THE SECOND TERM

LESSON 35



1. Read your translation (exercise 8, lesson 34).
2. Recite the rhymes (lesson 34).

3. Read the rhyme, answer its question. Learn the rhyme.

A QUESTION

Some people live in the country
Where the houses are very small.
Some people live in the city
Where the houses are very tall.
But in the country where the houses are very small,
The gardens are very big,
And in the city where the houses are tall,
There are no gardens at all.
Where would you rather live?

by Edith Segal

4. Read the text and retell it.

KYIV Part I

We live in Ukraine. The capital¹ of Ukraine is Kyiv. It is a big city. More than three million people live there. Kyiv is on the Dnipro, the main² Ukrainian river. Khreshchatyk is the main street in Kyiv. This street is long and broad³. When people come to our capital they like to walk in Khreshchatyk. On Saturday and Sunday there is no traffic in this street. That's why people like to walk there on these days. When you



¹ capital ['kæpɪtl] — столиця.

² main [meɪn] — головний.

³ broad [brɔ:d] — широкий.

go straight¹ along Khreshchatyk you can get into Majdan Nezalezhnosti — the main square in Kyiv. This place is very beautiful.

5. Make up as many sentences as you can using the table given below.

There are	many	traffic	in the streets.
There is	a lot of	cars	in my town.
	much	people	in Kyiv.
		trams	
		buses	
		trees	
		flowers	
		high buildings	

6.* Find 10 words on the topic «The city» in the box of letters.

B	C	E	S	C	G	I	L	K	N	R
F	T	V	T	R	A	F	F	I	C	S
A	F	H	R	O	J	A	T	P	R	D
B	U	S	E	S	T	A	T	I	O	N
W	D	V	E	S	U	R	M	U	W	O
Y	Z	B	T	R	A	M	Q	G	D	F
M	E	T	R	O	C	X	E	O	J	H
A	U	H	P	A	V	E	M	E	N	T
X	D	W	I	D	B	P	Z	K	C	N
G	C	A	R	S	I	E	E	S	M	Q




7. Write a story about the city (the town or the village) you live in. The questions will help you.

1. What is the name of your city (town, village)?
2. Is it big or small?
3. How many people live there?
4. What places of interest are there in your city (town, village)?
5. What street do you live in?
6. What buildings are there in your street?
7. How much time does it take you to get to your school?

¹straight [streit] — прямо.

8. Look at the photos and say in what cities these buildings and places are: in Kyiv or in London?



9. Write in English.

1. Коли англійці святкують Різдво? 2. Моя сестра з нетерпінням чекатиме різдвяних канікул. 3. Я телефоную тобі, щоб запросити до себе на день народження. 4. Вчора на уроці англійської мови ми читали текст про те, як англійці святкують Різдво і співали різдвяні колядки. 5. Ходімо плавати.— Я б із задоволенням, але не вмію плавати.— Дуже прикро. 6. Я колекціуюю марки. Я також люблю слухати музику.

10. Read the dialogue.

Beaver: I want to go to the theatre.

Can you tell me how to get to the theatre?

Dan: Certainly.

Beaver: What do you think is the best way to get there?

Kitty: By underground, I think.

Beaver: Is it the shortest way?

Hellen: The fastest one.



LESSON 36



1. Read your story about the city (the town or the village) you live in.

2. Read your translation.

3. You have words in A and their translations in B. Match translations in B with the appropriate words from A.

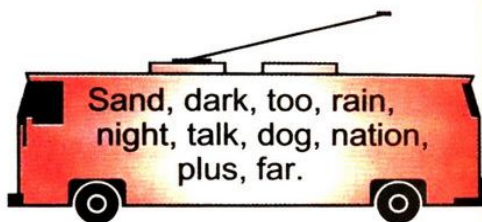
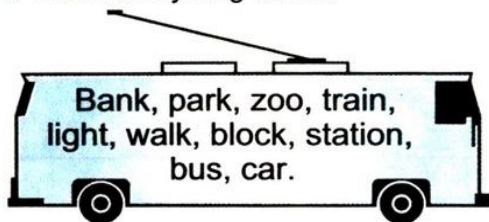
A
 a city
 a village
 a building
 a pavement
 crossroads
 traffic lights
 Pardon?

B
 час-пik
 клумба
 Пробачте?
 будiвля
 село
 мiсто
 натовп

A
 a flower-bed
 a crowd
 a post office
 quiet
 noisy
 attentive
 overcrowded
 rush hours

B
 пошта
 переповнений
 тротуар
 уважний
 перехрестя
 світлофор
 спокiйний
 шумний

4.* Find the rhyming words.



5. Read the text and retell it.

KYIV Part II

In Kyiv you can see many high buildings. There are many cars, buses, trolley-buses, trams in the city. There are also three metro lines in it. When you go on the bridges over the Dnipro you can admire¹ the beauty of this river.

In spring and summer the streets in Kyiv are very nice because there are a lot of green trees there, especially in May when the chestnut trees² are in blossom³.

There are many places of interest⁴ in Kyiv. They are the Golden Gate, St. Sophia Cathedral, Kyiv-Pechersk Lavra, the monument to Bohdan Khmelnytsky and many others.

¹admire [əd'maɪə] — милуватися.

²chestnut trees [tʃɛsnʌt] — каштани.

³to be in blossom ['blɒsəm] — цвісти.

⁴places of interest — визначні місця.

6. Look at the pictures and say where the beaver is.



7. Read the dialogues, fill the blanks, and act the dialogues in class.

a) A: What town do you live in?

B: I live in

A: Is it a big town?

B: Yes, it is. (No, it isn't). About ... million (thousand) people live there.

A: What places of interest are there in your town?

B: There is (are) ..., ..., ... and many others.

A: Do you like your town?

B: Yes, I do. It's a nice place to live.

b) A: Excuse me?

B: Yes?

A: Is there a post office near here?

B: Yes, there is.

A: How can I get there?

B: You can walk. First turn right, then turn left. It will take you about ten minutes to get there.

A: Thank you.


B: That's all right.

8. Write down the words from exercise 4 (lesson 34) into your vocabularies.

9. Write in English.

1. У моєму місті є багато визначних місць. 2. Коли гості приїжджають до Києва, їм подобається прогулюватися Хрещати-ком. 3. Головна річка України — Дніпро. 4. Як називається столиця України? 5. Скільки людей живе у твоєму місті? 6. Чи є лінії метро у твоєму місті? 7. У Києві є три лінії метро.

LESSON 37



1. Read your translation (exercise 8, lesson 36).

Can you take me to the airport, please?
Відвезіть мене, будь ласка, до аеро-
порту.
Why don't you ...?
Чому б тобі (вам) не ...?

2. a) Read the words with their translation.

b) Cover the left side of the exercise and translate into English.

to take off

to land

luggage

to announce

to arrive

departure

flight

to cancel the flight

airport information desk

a tour

a compartment

a carriage

[lænd]

['lʌdʒɪz]

[ə'naʊns]

[ə'raɪv]

[dɪ'pɑ:tʃə]

[flaɪt]

['kænsəl]

[tuə]

[kəm'pɑ:tmənt]

['kærɪdʒ]

злітати

приземлятися

багаж

оголошувати

прибувати

від'їзд

політ, рейс

відмінити рейс





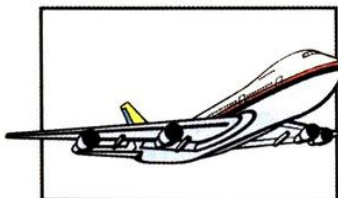
довідкове бюро

подорож

купе

вагон

3. Name the means of communication (засоби пересування) and say: 1) which is the slowest; 2) which is the faster; 3) which you like best and why; 4) which you do not like and why.



4. Say the following dates. There is a model to help you.


Model: 1847 — eighteen forty-seven; 2001 — two thousand and one;
2000 — the year of two thousand.

1256; 3000; 1174; 1654; 1648; 1005; 1814; 1861; 1996; 1999; 2004.

5. Agree or disagree. Use «I agree», «I don't agree», «I don't think so».

1. The ship takes off.
2. The train has many carriages.
3. The flights are landing.
4. If I want any information I ask for it at departure.

6. Look at the pictures. Write sentences saying what the beaver is doing.



7. Make up dialogues. Use the tables.

a)

My mother is coming back from Italy today.

Yes. But I don't know when the plane arrives.

Oh, thank you for advice.

Why don't you ring up the Information Desk and ask ...

Is she? Would you like to meet her?

b)

What a pity! The plane is landing in 10 minutes.

Taxi! Can you take me to the airport, please?

No ... Could you drive a little faster, please?

I'd like to But I can't.

Don't worry. We'll come in time.

Certainly. Have you got any luggage?

8. Divide the words in the list of exercise 2 into three groups traveling by:

plane	train	both the plane and the train

9. Write in English.

1. Чому б тобі не зателефонувати до довідкового бюро?

2. О, дякую за пораду.

3. Відвезіть мене, будь ласка, до аеропорту.

4. Не хвилюйтеся. Ми приїдемо вчасно.


5. Шкода! Літак приземляється через 10 хвилин.

LESSON 38

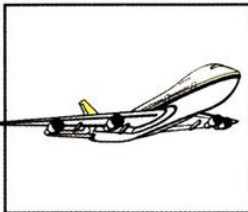


1. Read your translation (exercise 8, lesson 37).


2. Look at the pictures.
Complete the sentences.



Why don't
you go ...?



Could you
take ...?



The plane
is ...



Don't ...!
We'll ...

- i. a) Shut your books and listen to the text the teacher will read to you. Write down the words you hear on topic «Travelling».
- b) Answer the questions.

Andriy is from Odesa. He's on a 12-day tour of Europe. The tour started in Kyiv. At the moment Andriy is travelling by train to Berlin. He is in compartment 11. There are three people there. Each of them has the luggage. In ten minutes the train is arriving in Berlin.

- ?
1. What is his name?
 2. Where did the tour start?
 3. What is Andriy travelling by?
 4. When is the train arriving in Berlin?

- i. Work in pairs. When was the last time you travelled? Where did you go? What did you do? How did you travel?


- ii. Dialogue.

Beaver: I like to go by bike, and what about you, children?

Kitty: I like to go by plane. I can see the beautiful clouds from the plane.

Dan: But you can't stop and enjoy the nice places. I like to go by car.

Helen: And I like to go by train.



- iii. Write and then tell the story (exercise 4, lesson 38).



1. Read and then tell the story (exercise 6, lesson 38).
2. Use the Present Continuous or Present Simple forms of the verbs in brackets.

1. About 5 planes ... at or ... from Ternopil airport every day (land, take off).
2. The train ... in 10 minutes (arrive).
3. I ... by bus to Paris every January (travel).
4. At the moment Andriy ... by train to Berlin (travel).
5. British Airways ... the departure of the 12.30 flight 260 to Kyiv (announce).

about — приблизно

3. a) Read the words and word combinations with their translation.
b) Cover the left side of the exercise and translate into English.

to pay a fare	[fɛə]	платити за проїзд
to delay	[di'leɪ]	запізнюватися; затримувати
to take photographs		фотографувати
a passenger		пасажир
announcement		оголошення
a tourist	['tuərist]	турист
highway	['haɪweɪ]	магістраль, шосе


4. Say how often you do the following activity.

- | | |
|----------------------------------|---------------------|
| a) skate on the skating rink; | once a year; |
| b) ski in the park or mountains; | twice a year; |
| c) take a bus or minibus; | three times a year; |
| d) play basketball; | four times a year. |
| e) lie in the sun; | |
| f) take photographs; | |
| g) make a phone call; | |
| h) fly by Ukrainian Airways. | |



once a year — один раз на рік

5. Think of three people you know. Say how they like to travel in summer / winter. What they do when they travel.

6. Look at the pictures. Say where the people are, what they are doing.



The passengers ...



The tourists ...

7. Translate into Ukrainian.

1. I have money for my taxi fare.
2. In England there are many interesting places. I took a lot of photographs.
3. Passengers to Oxford will take the front six carriages.
4. The 10.20 train to New York is now arriving at Platform 12.
5. The flight to Rome will be delayed for 30 minutes.

Rome — Рим

8. Write in English.

1. Рейс до Берліна затримується на 20 хвилин.
2. Поїзд до Одеси, який відправляється в 11.45 зараз перебуває (stand) на п'ятій платформі.
3. Пасажири, які їдуть до Нью Йорка, повинні зайняти місця у перших шести вагонах.

9. Guess the meaning of the words.

Model: to work — працювати → a worker — робітник

1. to travel — подорожувати → a traveller — ...
2. to run — бігати → a runner — ...
3. to drive — водити автомобіль → a driver — ..
4. to sail — керувати кораблем → a sailor — ...

LESSON 40



1. Read your translation (exercise 8, lesson 39).

1. How long does it take to ...?
Скільки потрібно часу на те, щоб ...?
2. How far is it from ... to ...?
Чи далеко (яка відстань) від ... до ...?
3. How fast can you drive in town?
З якою швидкістю можна їздити по місту?
4. How much does ... cost ...?
Скільки коштує ...?

2. a) Read the words and word combinations with their translation.

b) Cover the left side of the exercise and translate into English.

to hire a car

[ˈhaɪə]

взяти напрокат авто

it's a ten-minute drive

це 10 хвилин їзди

the price of petrol

вартість бензину

to exceed speed limit

[ɪk'si:d]

перевищувати швидкість

50 miles an hour

50 миль за годину

to stay in a hotel

зупинятися в готелі

the price of a hotel room

вартість кімнати у готелі

\$20 per person

[pə:]

20 доларів з людини

3. Which sentences can you use to talk about travelling by car?

- a) — How long does it take to get from Kyiv to Lviv by train?
— It takes 2 hours.
- b) — How far is it from Kyiv to Ternopil?
— It's 450 kilometres.
- c) — How fast can you drive on the highway?
— 140 kilometers an hour.
- d) — What is the price of petrol?
— It's 2 hryvnyas 10 kopecks.
- e) — How far is it?
— It's a ten-minute drive.
- f) — Dad, can you take me to the airport, please?
— Why don't you call a taxi?

4. Let's play. Say «So do I» (я також) if you do the same your teacher does and «I don't» (а я ні) if you don't do that.

Model: Teacher: I often hire a car.

You: So do I **or** I don't.


Teacher: 1. I always listen to the announcements.

2. My father sometimes exceeds speed limit.

...time to go shopping.

4. My sister always buys bread.
5. My brother picks up mushrooms.
6. My friend often stays in hotels.
7. I always enjoy my trips.


5. Look at the pictures. Make up short dialogues using the words under the pictures.



to get to London



to run to the airport



to win a car



to fell from the bike

6. Read and translate. Learn the rhyme.

THE CROOKED MAN

There was a crooked man,
And he walked a crooked mile,
He found a crooked sixpence
Against a crooked stile;
He bought a crooked cat,
Which caught a crooked mouse,
And they all lived together
In a little crooked house.

crooked ['kru:kɪd] — кривий, згорблений
mile [maɪl] — миля (= 1609 м)
sixpence ['sɪkspəns] — монета в 6 пенсів
against [ə'geɪnst] — навпроти
stile [stɑɪl] — перелаз



1. Read the dialogues. Make up similar ones using the words on the right.

1) A: Oh, no! That was the last **bus** home.

B: Well, let's walk ... It's a lovely evening.

A: It's **three kilometres!** It's a long way from here.

B: Call a taxi!

A: Will you call it?

B: Why not? Taxi!

train
ship

2 kilometres

5 kilometres

2) A: Are you going on a tour to **Odesa?**

B: How far is it?

A: It's about **100 kilometers.**

B: How long will it take to get there?

A: Only **two hours.**

B: All right. I'll go.

Lviv

Chernivtsi

Kharkiv

50 kilometers

150 kilometers

200 kilometers

an hour or so

3 hours

4 hours

2. a) Read the text.

Hi! My name is Vadym. I'm nine. My hobby is travelling. This weekend I and my parents are going to Rome for two days. My parents' friend invited us long ago, but we were busy. We're not taking a train. We're flying. It is my first flight. We are staying at Silver Hotel. It is beautiful! We're coming back on the 5th of July. I hope we'll have a nice trip.



b) Put these events in the right order.

1. We're flying.

2. We're coming back on the 5th of July.

3. We are staying at Silver Hotel.

4. It is my first flight.

5. We're not taking a train.

6. We are going to Rome for two days.

c) Work in pairs. Ask your partner four questions on the text. The table will help you.

What	is	Vadym's	staying
Where	are	Vadym	going
Why		Vadym and his	hobby
When		parents	coming back

3. Look at the photos. Would you like to go to any of these places? Why? How will you get there? Write down your sentences.

Model: I would like to go to Australia because it is warm there and I can lie in the sun, swim in the ocean and enjoy the nature. I shall get there by plane because it's fast.



Australia
(Австралія)
[ɔ'streɪliə]



Northern Canada
(Північна Канада)
['kænədə]



France
(Франція)
[frɑ:ns]

4. Read the sentences. Choose the right words. Write down.

1. The smallest mean of communication is (a car, a bike).
2. In winter the nights are (longer, shorter) than in summer.
3. The hottest season is (winter, summer).
4. The coldest season is (autumn, winter).
5. The longest nights are in (May, December).
6. The longest days are in (September, June).
7. The coldest month is (March, January).
8. The fastest mean of communication is (a bike, a plane).

LESSON 42




1. Read and then say to what place you'd like to go (exercise 4, lesson 41).

2. Read and learn the poem.

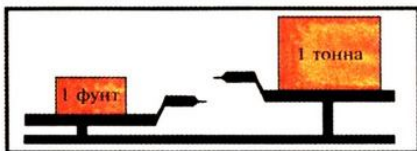

Beneath — the sky,
above — the ground.
Just the other way round.
A tone is lighter than a pound.
Just the other way round.
At last I lost what I had found.

Just the other way round.
A ball is square, a book is round.

Just the other way round.



Внизу — небо,
вгорі — земля.
Якраз навпаки.
Тонна легша за фунт.
Якраз навпаки.
Нарешті я загубив те, що
знайшов.
Якраз навпаки.
М'яч — квадратний, книжка —
кругла.
Якраз навпаки.



3. a) Read the words and word combinations with their translation.
b) Cover the left side of the exercise and translate into English.

cloudy
dull
Indian summer
multicoloured
a harvest
it hails
it thunders
lightning
it lightens
a hurricane
a shower
weather forecast
a rainbow

[ˌmʌltiˈkləd]

[ˈlaɪtnɪŋ]

[ˈlaɪtnz]

[ˈhʌrɪkən]

[ˈʃʌə]

[ˈweðə ˈfɔ:kɑ:st]

[ˈreɪnbou]

хмарний
похмурий
«бабине» літо
кольоровий, різнобарвний
урожай
іде град
гримить
блискавка
блискає
ураган
злива
прогноз погоди
веселка

4. a) Do you remember the names of the months?
 b) Work in pairs. Ask and answer the questions.

Model: — What are the winter months?
 — They are ...
 — How many days have December and January?
 — They have 31 days.



5. a) Read Sam's composition.

HOME

It is Sunday today. It's a pity, I cannot go out because the weather is dull. It thunders and lightens. Mother says there won't be a hurricane. But I like to stay at home in bad weather. Home for me is more than a roof and four walls. It's love and joy of my family. At home I usually feel **safe** and **relaxed**.

safe — безопасно; **relaxed** — расслаблено

- b) Ask the questions to the following sentences. Start them with the words in brackets.
- I cannot go out because it thunders and lightens. (Why ...?)
 - There won't be a hurricane. (Will there not ...?)
 - Sam likes to stay at home because he feels safe and relaxed. (Why ...?)
 - Home for Sam is more than a roof and four walls. (What is ...?)
6. Complete the sentences with the words from exercise 3.
- It is a spring day. The sun is not shining. 3. It is It thunders and The ... is going to start. I am sure it will stop soon. And I'll see a beautiful multicoloured ... in the sky.

LESSON 43



1. a) Read the sentences (exercise 6, lesson 42).
Speak about that spring day.
- b) Recite the poem (lesson 42).
2. a) Speak about the advantages (переваги) and disadvantages (недоліки) of travelling by car, train, plane and bicycle.

	Advantages [əd'vɑ:ntɪdʒɪz]	Disadvantages
car 	<ol style="list-style-type: none"> 1. you can stop wherever you want 2. you can enjoy the nature 3. you can make your own time-table (розклад) 	<ol style="list-style-type: none"> 1. there are often traffic jams; (дорожні пробки) 2. the price of petrol is high
train 	<ol style="list-style-type: none"> 1. you have speed, comfort and pleasure combined 2. if you are hungry, you can have a meal in the dining-car (вагон-ресторан) 3. if the trip is long you can sleep comfortably 	<ol style="list-style-type: none"> 1. it is slower than by plane
plane 	<ol style="list-style-type: none"> 1. it is the fastest 	<ol style="list-style-type: none"> 1. it is very expensive 2. you cannot stop wherever you want 3. you can see only the clouds as you are flying
bicycle 	<ol style="list-style-type: none"> 1. it is the cheapest 2. you can see the real country 3. you can enjoy the nature: see flowers, green grass, young birds in their nests 	<ol style="list-style-type: none"> 1. it is slow 2. you get wet (змокнути) if it rains

b) How do you like to travel? Why?

3. a) Read the words and word combinations with their translation.

b) Cover the left side and translate into English.

to cover the ground
 to be covered with leaves
 the sky is overcast
 it is sleeting
 it is foggy
 What is the weather forecast?
 a star

вкривати землю
 бути вкритим листям
 небо затягнуте (вкрите) хмарами
 іде сніг з дощем
 туманно
 Який прогноз погоди?
 зірка

The snow thaws in March —
The flowers begin to bloom in spring

У березні сніг розтає.
Навесні починають цвісти
квіти.

4. Agree or disagree. Use «You are right» or «I agree with you», «I don't agree with you».

Model: It is sunny. — I don't agree with you. It is dull.

1. The weather is unpleasant today.
2. It is sunny.
3. It lightens in winter.
4. It is sleeting now.
5. The sky is often overcast in May.
6. The snow thaws in July.
7. It gets warm in spring.

5. Write in English.

1. Після дощу ми бачимо веселку в небі.
2. Цієї осені в нас гарний урожай.
3. Учора було слизько.
4. Небо хмарне.
5. Навесні починають цвісти квіти.
6. У березні розтає сніг.
7. Різнобарвні листочки вкрили землю.

6. Give English words and word combinations instead of Ukrainian.



7. Ask your teacher and then say what season is in England, France, Egypt [i'dʒi:pt] and Poland now. Speak about one of the seasons you have in Ukraine.



1. Read your translation (exercise 6, lesson 43).

As far as I	can see can judge know remember understand	Наскільки я	бачу можу судити знаю пам'ятаю розумію
-------------	--------------------------------------------------------	-------------	----------------------------------------------------

2. Read and learn the poem.

As far as I can see,
This road leads to the sea.
As far as I can judge
He loves her very much.
As far as I can know,
All children will grow.
As far as I can remember,
My birthday is in November.
As far as I can understand,
We've reached some virgin
land.

Наскільки я бачу,
Ця дорога веде до моря.
Наскільки я можу судити,
Він її дуже любить.
Наскільки я знаю,
Всі діти виростають.
Наскільки я пам'ятаю,
Мій день народження — в листопаді.
Наскільки я розумію,
Ми дібралися до незайманої землі.

3. Read and then say what you do in different seasons. The pictures will help you.

Summer

Autumn



Winter

Spring

4. Read the dialogue. Make up yours using the words on the right.

A: Why don't we go to **Egypt**?

B: It's a very long way.

A: Oh, it isn't too far.

B: Well, but Egypt is very **hot** in **July**.

A: Let's see the weather forecast on television.

B: Forget it.

A: What do you mean? (Що ти маєш на увазі?)

B: You know what I mean. We shall not go there.
It's very expensive.

France
England
Poland
cold
foggy
chilly
November
January
April

5. a) Which sentences could you use to talk about travelling by plane?

1. I don't pay my fare when I travel by bicycle.
2. I cannot take photographs when I travel by plane.
3. I can enjoy the nature.
4. I usually don't stay in hotels.
5. The price of hotel rooms is high.
6. It's my first flight.
7. It's the fastest.

b) When will you use these word combinations? Do that.

1. I like travelling by ...
2. When I travel I can enjoy ...
3. If I am hungry ...
4. If the trip is long I can ...
5. I usually don't worry about ...

c) Speak about travelling by train.

6. Read the rhyme and learn it.

WINTER

This is the season when mornings are dark,
And birds do not sing in the forests and park.
This is the season when children ski,
And Father Frost brings the New Year Tree





1. a) Read and then say what you do in one of the seasons (exercise 6, lesson 44).
- b) Recite the poem (exercise 2, lesson 44).

REMEMBER!



Щоб показати, що дія щойно відбулася, вживається теперішній доконаний час (Present Perfect Tense).

Present Perfect утворюється за допомогою *have* або *has* і III форми дієслова.

Has вживається з 3 особою однини.

Правильні дієслова утворюють III форму за допомогою закінчення - **ed**. Неправильні дієслова мають особливу форму, яку потрібно запам'ятати.

Наприклад: I (you, we, they) *have just opened* the window.

Я щойно відкрив вікно.

He (she, it) *has just opened* the window.

Він щойно відкрив вікно.

2. a) Read and remember the forms of the irregular verbs.

	I форма	II форма	III форма
бути	be	was, were	been
приходити	come	came	come
їхати (машиною)	drive	drove	driven
робити	do	did	done
вставати	get up	got up	got up
давати	give	gave	given
ходити, їхати	go	went	gone
мати	have	had	had
робити, готувати	make	made	made
забувати	forget	forgot	forgotten

- b) Cover the right side of the exercise and name the three forms of the verbs.

3. Describe today's weather. Do you like it?

4. Read the sentences. Pay attention to the translation of the Present Perfect.

- | | |
|--------------------------------|----------------------------------|
| 1. The plane has just landed. | 1. Літак щойно приземлився. |
| 2. I have made a phone call. | 2. Я зателефонував (щойно). |
| 3. They have taken a minibus. | 3. Вони їхали маршрутним таксі. |
| 4. She has seen him this week. | 4. Вона його бачила цього тижня. |

5. Make up as many sentences as you can using the table given below.

I	have	invited	by ship.
He	has	travelled	them to the party.
She		spent	a snowman.
You		taken off	summer in Poland.
The pupils		made	
The plane			

6. You are travelling to the mountains (гори). Say:

- Where are you travelling? Why?
- Whom are you travelling with?
- How did you get to the station?
- In what season are you travelling?
- Are you having holidays?
- What is the weather like this day?
- What have you taken with you (soap, toothbrush ...)?

7. Write in English.

- Наскільки я знаю, вони щойно приїхали з Франції.
- Наскільки я пам'ятаю, пасажери до Оксфорда щойно зайняли перших шість вагонів.
- Наскільки я можу судити, вони гарно провели час в селі цього тижня.
- Нарешті я зробив уроки і можу піти покататися на санках.
- Якраз навпаки, він щойно бачив нові ковзани.

8. Read the dialogue.

Beaver: I want to climb up the high mountain.

Dan: Do you want to be a mountaineer?

Beaver: Yes. I am going to the Alps.

I have just packed my backpack.

Kitty: Oh, it's so big!

Helen: What is there in your backpack, Oorry?


Beaver: I have packed my best friend into it.

Dan: What friend?

Beaver: My TV-set. I can't live without it.



a mountain ['maʊntɪn] — гора; **the Alps** [ælpz] — Альпи;
to pack [ræk] — складати; **a backpack** — рюкзак



1. Read your translation (exercise 7, lesson 46).



REMEMBER!

Питальна форма **Present Perfect** (теперішнього доконаного часу) утворюється за загальним правилом: допоміжне дієслово (**have** або **has**) ставиться перед підметом.

- Наприклад: — **Have** you opened the window?
 — Yes, I **have**.
 — No, I **have not**. (haven't)

2. Answer the questions.

1. What have you had for breakfast today?
2. Have you washed your face and hands with soap this morning?
3. Have you played computer games this week?
4. Have you heard the weather forecast for today?
5. Have you ever travelled by train?
6. Have you ever enjoyed the nature?
7. Has your father ever hired a car? When?

3. a) Read and compare.

In Hong Kong May or October is the best time because there may be a few showers.

In England the best time is **late August** and September when the leaves on the trees change their colour.

In **Japan** the spring is the best time, **though** it may be rain and there's quite a lot of wind.



In **Prague** the winter is the best time. It may be snow there and there are not so many tourists.

Japan [dʒə'pæn] — Японія;
though [ðəʊ] — хоча;

Prague [pra:g] — Прага;
late August — кінець серпня

b) Say, which is the best time in Ukraine? Why?

c) Look at the chart. Speak about the best time in different countries and cities.

Country	The best time
Hong Kong	May or October
Prague	the winter
England	late August and September
Japan	the spring
Ukraine	

4. a) Read the dialogues. Think of the ending to the second one.

1. A: Excuse me ...

B: Yes ?

A: I haven't heard the announcement. Which flight have they called?

B: I haven't heard either. Why don't you ask at Information desk?

A: Thank you for advice.

2. A: Excuse me ... Which flight have they called?

B: They have cancelled (відмінити) all flights. There will be a hurricane.

A: Oh, ...

b) Act out the dialogues in class.

5. Write in the Present Perfect. There is a model to help you.

1. He **takes** me to the airport.

2. I **was** in Prague.

3. They **will spend** a lot of money on their tour.

4. I **am trying on** a new coat.


5. She **visits** Hungary and Poland.

6. Denys **saw** a lot of new countries.

7. We **drove** on highway.

Hungary ['hʌŋgəri] — Угорщина

Model: He has taken me to the airport.



1. Read your sentences (exercise 3, lesson 47).
2. Describe the picture. The questions below will help you.

1. Do you know what season is in the picture?
2. Is it May or August?
3. What is the weather like in the picture?
4. Is it raining?
5. Is it hot or frosty?
6. Do the flowers bloom?
7. Is the grass green or yellow?



REMEMBER!

Заперечна форма **Present Perfect** (теперішнього доконаного часу) утворюється за допомогою частки **not**, яка ставиться після допоміжного дієслова (**have** або **has**).

Наприклад: I **have not** opened the window.

He **has not** opened the window.

3. a) Read and remember the forms of the irregular verbs:

	I форма	II форма	III форма
літати	fly	flew	flown
сказати	say	said	said
лежати	lie	lay	lain
починати	begin	began	begun
знати	know	knew	known
вибирати	choose	chose	chosen
пити	drink	drank	drunk
їсти	eat	ate	eaten

- b) Cover the right side of the exercise and name the three forms of the verbs.

4. Look at the pictures. Correct the sentences.




They have gathered berries.



He has eaten a pear.



She has drunk a glass of juice.



She has lain in the bed.

5. a) Read the story.

LITTLE RED RIDING HOOD IN THE WOOD

(Червона Шапочка в лісі)

The Wolf: I am big and grey. I live in the wood. I want to eat up Little Red Riding Hood.

Little Red Riding Hood: Good morning, Mr. Wolf.

The Wolf: Where are you going, Little Red Riding Hood?

Little Red Riding Hood: I am going to my grandmother. It's her birthday today. I take a cake, some apples and honey to her.

The Wolf: Where does she live, your grandmother?

Little Red Riding Hood: She lives in a little house in the wood near the river.

The Wolf: Is it far from here?

Little Red Riding Hood: No, it is not.

The Wolf: Well, good bye, Little Red Riding Hood.

Little Red Riding Hood: Good bye, Mr. Wolf.

b) Retell it changing the beginning.



6. Read and learn the poem.

LOOK! THE LEAVES ARE STARTING TO FALL

Look! The leaves are starting to fall.
Winter is coming, winter is coming.
Now the nights are growing cold.
Winter is coming soon.
Look at the sky! It's starting to
snow.
Winter is here, winter is here.
Look at the sky! Look at the snow!
Winter is here, winter is here.

Look! The snow is starting to melt.
Spring is coming, spring is coming.
Look! The flowers are starting to
bloom.
Spring is coming soon.
Look at the trees! Look at the flowers!
Spring is here, spring is here.
Look at the sun! Look at the sky!
Summer is coming soon.



7. Use Present Perfect, Past Simple or Present Simple.

1. You ever (to be) in England? — Yes, I (to be) there last year.
2. At last they (to announce) the flight. Now I can (to leave) the airport.
3. When you (to arrive) in Kyiv?
4. She (not to see) them in January.
5. She (not to see) them since January.
6. I (to travel) by ship this month.
7. My friends (to spend) their holidays in the mountains.

8. Answer the questions.

Model: — What day is before Monday? — Sunday is.

1. What day is before Sunday?
2. What day comes after Tuesday?
3. What season is before winter?
4. What month comes after September?
5. What day is before Friday?
6. What season comes after summer?
7. What day is between Wednesday and Friday?

LESSON 49



1. Read your sentences (exercise 7, lesson 48).
2. Read and learn the poem.

The sun is shining,
The flowers are blooming;
The sky is blue,
The rains are few.

The snow is falling,
The wind is blowing;
The ground is white,
All day and all night.



REMEMBER!



already (вже)

lately (нещодавно)

since (відтоді)

just (щойно)

PRESENT PERFECT
ВЖИВАЄТЬСЯ, КОЛИ Є

never (ніколи)

this week / month / year

3. Read and translate into Ukrainian.

1. We have **just** arrived.
2. I have lived in Poltava **since** 2001.
3. She has **never** been to France.
4. They have **already** bought tickets for the train.
5. He hasn't invited me to the party **yet**.

4. Think about next weekend. Say what you will do if:

Model: If it is raining I shall stay at home.

- | | |
|-------------------|-------------------|
| 1. it is raining; | 4. it's sunny; |
| 2. it is snowing; | 5. it's foggy; |
| 3. it is cold; | 6. it's slippery. |

5. a) Match the pairs of words to make up word combinations.

the snow
it gets warm
Indian
to watch
to play
the flowers
multicoloured
to make
at home I usually feel
to stay

begin to bloom in spring
at home
thaws in March
safe and relaxed
a snowman
in spring
summer
computer games
TV
snowballs
leaves

- b) Make up sentences with the word combinations. Write them down.

6. a) Read and translate.



A WONDERFUL ADVENTURE

(Чудова пригода)

Grandmother: Children, it is late. It is time to go to bed.

Nick: No, Granny. It isn't late. The book is very interesting.

Ann: You know, Granny, there is a land where boys do not go to school. There are holidays all the year round!

Grandmother: Where is that land?

Nick: This book tells about it. It's a wonderful land! I want to go there!

Ann: I want to be there, too!

Grandmother: All right. Go to bed now. You will tell me about this land tomorrow ...

- b) Say what you think will happen.

7. Look at the picture and answer the questions.

1. What can you see in the picture?
2. Where do you think it is? What country?
3. Could it be in your country?
4. What season is it?
5. Would you like to go there?



8. a) When will you use these word combinations? Do that.

It is It has three months. In ... I can read books, watch TV, swim in the swimming pool, play hide-and-seek. I can also

In ... the sun shines. Sometimes the wind blows.

It In ... people usually wear

- b) Speak about your favourite season.

LESSON 50



1. Speak about your favourite season (exercise 8, lesson 49).
2. a) Read the ending of the story (exercise 6, lesson 49).

Granny left the room. At **midnight** the book opened and the boys **found themselves** in the **magic world**. There was summer the whole year. The birds and animals could speak.

There were no lessons, no homework, no **rules**, no **duties**. They did things which they wanted to: swam in the river, played football with other boys, ate a lot of sweets, fruits and ice-cream. They were happy.

But it was morning already. Granny **woke up** the boys. She said that it was time to go to school.

The boys understood that it was only their **dream**.

midnight — опівночі; **found themselves** — опинилися; **magic world** — чарівний світ; **rules** — правила; **woke up** — розбудила; **duties** — обов'язки; **dream** — сон

b) Say what happened to the boys.

3. Imagine that you will be a teacher. What kind of work will you do then?



4. a) Read the words and word combinations with their translation.

b) Cover the left side of the exercise and translate into English.

to start school

to make much noise

to leave school

to take exams

headmaster

staff head

at the age of five

one lesson a day

clearly

mathematics (maths)

['kli:li]

[mæθi'mætiks]

піти до школи

галасувати

закінчити школу

складати іспити

(екзамени)

директор школи

завуч

у віці п'яти років

один урок на день

зрозуміло; ясно

математика

5. a) Read the story.

MY SCHOOL

My name is Denys. I am the pupil of the 4th form. I enjoyed studying at my school. It is **very different from** most schools. It is a lovely building not far from the town park. There is a good **library**, a lot of computers. We usually have four or five lessons a



day. The teachers give us a lot of homework and we have tests **all the time**. The headmaster teaches us English. He explains things clearly. He makes everything interesting.

(to be continued)

to be different from — відрізнятися від;
library — бібліотека; **all the time** — увесь час

b) Choose and say the correct answer.

- I am a pupil of:
A) the third form;
B) the fifth form;
C) the fourth form.
- My school is:
A) like others;
B) a little different from most schools;
C) very different from most school.
- It is:
A) far from the town park;
B) near the town park;
C) not far from the garden.
- There are:
A) a lot of computers;
B) no computers;
C) a lot of small classrooms.
- We usually have:
A) three lessons a day;
B) four or five lessons a day;
C) four lessons a day.
- Our headmaster explains things:
A) clearly;
B) badly;
C) beautifully.

c) Ask questions to the sentences.

- My name is Denys.
- I enjoy studying at my school.
- It is a lovely building.
- There is a good library, and a lot of computers in my school.
- We have tests all the time.
- The headmaster teaches us English.
- He makes everything interesting.

6. Retell the text.

7. Let's play. You will make up a group story. Your teacher will start a sentence. Every pupil will add another one.

Model: *Teacher:* It is a beautiful
Sunday morning.

Pupil 1: The sun is shining
brightly, the birds are
singing.

Pupil 2:



8. Translate into English.

1. Нашого завуча звати 2. Директор вчить нас англійській мові. 3. Я одержую задоволення від навчання в школі. 4. У нашій школі є багато комп'ютерів. 5. Наш завуч зрозуміло пояснює матеріал.

9. Read the text and say if you like winter. If you don't, say what your favourite season is and why.

WHY I LIKE WINTER

Some people like spring. In spring the grass and trees are green. It is warm and there are many flowers in spring.

Some people like summer. The children have holidays in summer.

Some people like autumn. Autumn brings vegetables and fruit. But I like winter. It is cold. There is snow everywhere. Boys and girls ski and skate. Children make snowmen. In winter we have many holidays – New Year's Day, Christmas. That's why I like winter.

10. Read the dialogue.



Helen: Let's play school.

Dan: I'll be a teacher of English.

Kitty: I'll be a teacher of maths.

Helen: Then I'll be a teacher of
Ukrainian and a staff head.

Beaver: And me?

Dan: You'll be a headmaster.

Beaver: But who will be pupils?

Helen: My and Kitty's dolls.

LESSON 51



1. Read your translation (exercise 6, lesson 50).

2. Imagine that you will be a musician. What kind of work will you do then?



3. a) Match the pairs of words.

start	head
take	of six
staff	a day
at the age	school
one lesson	exams

b) Make up sentences with them.

Model: Children in Ukraine start school at the age of six.

4. a) Read the words and word combinations with their translation.

assembly hall	[ə'sembli 'hɔ:l]	актовий зал
gymnasium	[dʒɪm'neɪʒəm]	спортивний зал
workshop	['wɜ:kʃɒp]	майстерня
to do well		добре вчитися
to wear uniform	['ju:nɪfɔ:m]	носити форму
painting	['peɪntɪŋ]	малювання
ideal	[aɪ'diəl]	ідеальний
include	[ɪn'klu:d]	включати
after-school activities		позашкільна діяльність
discipline	['dɪsɪplɪn]	дисципліна, порядок
physical training	['fɪzɪkl]	фізкультура
foreign language	['fɔ:rn̩'læŋgwɪdʒ]	іноземна мова

b) Cover the left side of the exercise and translate into English.

5. Read and remember the forms of the irregular verbs:

	I форма	II форма	III форма
читати	read	read	read
бачити	see	saw	seen
сидіти	sit	sat	sat
бігати	run	run	run
говорити	speak	spoke	spoken
проводити (час)	spend	spent	spent
писати	write	wrote	written
брати	take	took	taken

6. Read the ending of the Denys' story.

There are a lot of after-school activities in my school — different clubs, sport, painting. I go in for football. I enjoy playing this game. My school is democratic. When one of us does something wrong every pupil can say a word. I can say my school is ideal.

7. a) Look at the chart. Describe the layout (план, схема) of the school.

The Second Floor			
Assembly Hall	English Room		French Room
	Computer Room		German Room
The Ground Floor			
Staff-Room (учительська)	Gymnasium	Timetable	Headmaster's Room
Workshop	Library	Entrance	Dining Room

b) Is the layout of your school similar?

8. Look at the picture. Speak about your school.



9. Plan your ideal school. Write and then speak about it.

1) location and size of school (розташування та розміри)	center of the city
2) timetable	500 pupils
3) after-school activities	music, computer science clubs
4) discipline	wear uniform

Model: My ideal school is in the center of the town. It has a computer room and a good music studio. The timetable includes ...



LESSON 52



1. Speak about your recent holiday (Lesson 51).
2. Imagine that you will be a suit maker. What kind of work will you do then?



3. a) Look at the pictures and say what you can see.



b) What else would you like to have in your classroom? What about:



computer

birds

TV set

animals

pictures

c) Describe your ideal study room. Say: where it is; what furniture it has; how it is decorated.

4. Choose the correct word for each blank.

Uniform, clearly, sport, foreign language, parties, democratic, clubs

1. My favourite subject is
 2. I don't like to wear
 3. After-school activities include
 4. My school is
 5. My headmaster explains things
5. Think about your school. Write three things you don't like about it.

Model: I don't like to wear uniform because it is not nice.

IT'S A GOOD LESSON FOR YOU

Olga: I'm afraid of English. I have not done my lessons and the teacher will ask me. I have no **mark**.

Ann: I shall answer **instead of** you, I'm ready for the lesson. He will not know that I am Ann and you are Olga.

Olga: All right. Thank you!

Teacher: Good morning, children! Who is **on duty** today?

1st pupil: I am. Today is the twenty-first of January. Ivanov is absent. The class is ready for the lesson.

Teacher: Thank you! Now let me see who will answer the lesson today ... Well, Olga, come to the blackboard. Are you ready to answer?

Ann (goes to the blackboard): Yes, I am.

Teacher: Read lesson 10, please.

after rhymes by *Samuil Marshak*

mark — оцінка; **instead of** — замість; **on duty** — черговий

b) What do you think will happen?

7. Write the sentences in the Present Perfect. Translate them into Ukrainian.

1. I **have** English lessons. 2. The teacher **is putting** our marks into the register (журнал). 3. My friends **take** exams. 4. Tanya **started** school at the age of five. 5. The headmaster **explains** the things clearly. 6. I **am worrying** about you. 7. I **had** a meal in the canteen (їдальня). 8. I **shall enjoy** the nature.

8. Read the text. Close your books. Try to write it from your memory (по пам'яті).

Orry likes to study. He wants to go to school. But he cannot. Because he is a beaver. Every day Orry reads books. He writes letters to his friends. And he counts all things around.



LESSON 53



1. Read your sentences (exercise 1, lesson 52).

2. Imagine that you will be a driver. What kind of work will you do then?



3. Ask each other questions about school.

1. What types of schools are in your country?
2. Do you wear a school uniform?
3. Is the headmaster of your school a man?
4. What exams must pupils take in your country?
5. What don't you like in your school?

4. Match the English sentences with their translation.

- | | |
|---------------------------------------------------------------------------------|----------------------------------------------------------------------------------------|
| 1. In America and Britain most children start school at the age of five. | a) У Британії учні складають іспити в сім, десять, чотирнадцять, шістнадцять років. |
| 2. In Britain pupils take exams at the age of seven, ten, fourteen and sixteen. | b) Американські учні витрачають на підготовку домашнього завдання одну годину на день. |
| 3. Pupils don't have exams in America. They have only tests. | c) Британські учні витрачають на підготовку домашнього завдання півгодини на день. |
| 4. British pupils spend about half an hour a day on their homework. | d) В Америці та Британії більшість дітей іде до школи у віці п'яти років. |
| 5. American pupils spend about an hour a day on their homework. | e) В Україні діти йдуть до школи у віці шести років. |
| 6. In Ukraine children start school at the age of six. | f) Учні в Америці не складають іспитів. Вони тільки пишуть тести. |

5. Say what you like and what you don't like about American, British and Ukrainian schools.

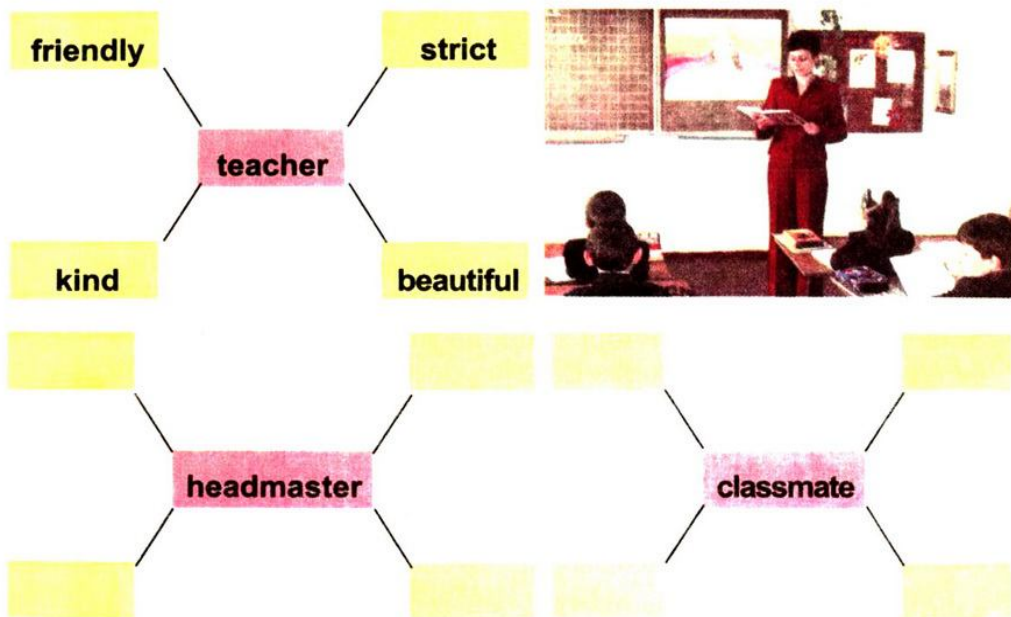
6. a) Read and remember the words.

friend, friendly
merry
strict
kind
fit

друг, дружній
веселий
суворий
добрий
здоровий; у хорошій формі

b) Write what you think of these people.

Model:



c) Make up some sentences.

7. Answer the questions.

1. When do American and British children start school?
2. Do British and American children take exams?
3. When did you start school?
4. When will you leave school?
5. How much time do you spend on your homework?


8. Make a short story about your school life.

LESSON 54



1. Read your story (exercise 8, lesson 53).

2. Imagine that you will be a painter. What kind of work will you do then?



3. Choose the correct word for each blank.

Timetable, school, classmate, staff head, English teacher.

1. I like my studies at
2. I am studying together with my
3. Our ... is kind and merry.
4. The ... of school is strict but friendly.
5. The ... for Monday includes Maths, English, Ukrainian and Physical Training.

4. a) Read the words and word combinations with their translation.

to learn English by television and computers

вивчати англійську мову за допомогою телебачення та комп'ютерів

to learn English from the age of ...
to need English for job

вивчати англійську мову з ... віку
мати потребу в англійській мові для роботи

to understand English songs, children films and cartoons [kɑ:'tu:nz]
British and American culture
['kʌltʃə]

розуміти англійські пісні, фільми для дітей та мультфільми
британська та американська культура

to have discussions in English

вести обговорення англійською мовою

b) Cover the left side of the exercise and translate into English.

Children in Ukraine start learning English from the age of six. They usually have two or three English lessons a week. They learn English because they want to understand Disney films and cartoons, sing English songs. They want to understand British and American culture.



b) Answer the questions.

1. At what age did you start learning English?
2. How many English lessons a week do you have?
3. Why do you learn English?
4. Do you enjoy English lessons? Why?
5. What would you like to do at your English lessons?
6. Would you like to learn English by television and computers?

c) Ask your partner these questions and let him answer them.

6. Write and then speak about your learning English.

7. Read the dialogue.


Beaver: Do you like English, friends?

Dan: I do.


Kitty: I like it very much.

Helen: And I know a rhyme. Listen.

I can read, I can write,
I can speak English, too.
I love learning English!
What about you?



LESSON 55



1. Speak about your learning English (exercise 6, lesson 54).
2. Imagine that you will be a computer programmer. What kind of work will you do then?




3. a) Read this advertisement ([əd'vɜ:tismənt] рекламне оголошення) for a school.

Large school in the mountains.
Large gymnasium, swimming pool and assembly hall.
No exams. Learning English by television and computers.

- b) Let's play. Write an advertisement for your dream school.

4. Look attentively at the picture. Say what happened.



Tom, aunt Polly, to pretend (прикидатися), to have stomachache (мати біль у животі), to help, to send to school.

5. a) Your teacher will read you two stories. Listen attentively.
1. This school is in a lovely old house in a forest. To get there you should travel by train or bus. It takes two hours. The discipline is strict there. All pupils wear uniform. There are a lot of rules. The pupils don't have exams. They have only tests all the time.
 2. This school is in the center of the town. The pupils take a trolley-bus or a minibus to get there. It takes about 30 minutes. The school is democratic. When one of the pupils did something wrong, the classmates decide what to do. The pupils take exams. They have a lot of homework. They have lessons from Monday to Saturday.
- b) Which of the two schools would you like to go to? Why? What are the advantages and disadvantages of these schools?

6. Your friend from London has come to visit you. Write and then tell him about your school. These questions will help you.

1. Where is your school?
2. How long does it take you to get there?
3. Is the discipline strict?
4. Do you wear uniform?
5. Have you taken exams?
6. Do you have tests?
7. Do you have a lot of homework?
8. Do you have lessons on Saturdays?



7. Read and learn the tongue-twister.

DOB AND MOB

There was a man,
And his name was Dob,
And he had a wife,
And her name was Mob.
And he had a dog,
And he called it Bob,

And she had a cat,
Called Chitterabob.
Bob, says Dob;
Chitterabob, says Mob.
Bob was Dob's dog,
Chitterabob Mob's cat.

8. Read the dialogue.

Beaver: Where is Helen?

Kitty: She is ill.

Beaver: How?


Dan: Don't you know how?

Beaver: No, I don't. I can't be ill.


Because I like sport and physical training.



LESSON 56



1. Tell your English friend about your school (exercise 6, lesson 55).
2. Imagine that you will be a boxer. What kind of work will you do then?



3. Read the text and answer the questions.

I have a friend. His name is Andriy. He is a pupil of the fourth form. He goes to school number 5. He takes a bus or a minibus to get there. It takes him 20 minutes. His lessons begin at 9 o'clock. Andriy has 3 or 4 lessons a day. He speaks, reads and writes at the lessons. He does well at school.



1. What is my friend's name?
2. What form is he in?
3. How many lessons a day does he have?
4. What does Andriy do at school?
5. How does he get to his school?

4. a) One of you is from England, the other is from Ukraine. Speak about your school life and English lessons. Use the words and word combinations given below.

Just the other way round, it's a ten-minute drive, how long does it take you to get ..., as far as I know, what do you mean, why don't you

b) Make up dialogues.

5. Let's play. Say «So have I» if you think the same, and «I haven't» if you think the opposite (протилежно).
 1. I have heard the announcement.
 2. She has stayed in the hotel.
 3. My father has hired a car.
 4. I have driven on highway.
 5. We have missed the bus.
 6. Olya has had a nice trip.
 7. Multicoloured leaves have covered the ground.

6. Recite the tongue — twister (exercise 8, lesson 55).

7. Translate into English.

1. Молодий чоловік перевіряє квитки на вулиці. Якраз навпаки. Він перевіряє їх у вагоні.
2. Який прогноз погоди на завтра?
3. Нарешті ми зібрали урожай.
4. На небі є багато зірок.
5. Поїзд щойно прибув на третю платформу.
6. Таксист уже привіз їх до залізничного вокзалу.
7. У березні сніг розтає.
8. Квіти починають цвісти навесні.

8. Look at the picture. What can you see in the picture? Write 4 sentences about it.




9. Read and learn the rhyme.

* * *


A swarm of bees in May
Is worth a load of hay;
A swarm of bees in June
Is worth a silver spoon;
A swarm of bees in July
Is not worth a fly.

a swarm [swɔ:m] **of bees** [bi:z] — бджолиний рій;
is worth [wə:θ] — вартий; **a load** [ləʊd] **of hay** [heɪ] — віз сіна;
a silver ['sɪlvə] **spoon** [spu:n] — срібна ложка;
a fly [flaɪ] — муха



1. Read your translation (exercise 7, lesson 56).

2. Imagine that you will be a pilot. What kind of work will you do then?



3. Read and learn the poem.


Have a look — this is a clown.
He is standing upside down.
Actors, singers, dancers, clowns
Always have their ups and downs.

Погляньте, це клоун.
Він стоїть догори ногами.
Актори, співаки, танцюристи й клоуни
Завжди мають злети та падіння.

4. a) Look and say: What's her job? What does she do?

1. She is a teacher.
She teaches children.
2. She is a nurse.
She takes care of patients.
3. She is a hairdresser.
She cuts our hair.
4. She is a **stewardess**.

5. She is a **shoemaker**.
She mends our shoes.
6. She is a **waitress**.
She waits on the table.
7. She is a **dentist**.
She treats the teeth.



stewardess ['stjuədɪs] — стюардеса;
to serve passengers — обслуговувати пасажирів;
to mend — лагодити;
to take care of patients — піклуватися про пацієнтів;
to wait on the table — прислужувати за столом;
to treat the teeth — лікувати зуби

b) Which school subjects do you need for these jobs?

Model: I need English for stewardess.

5. Ask and answer: What do you want to be? What do you like to do?



I want to be a pilot.
I want to fly in a plane.



I want to be a painter.
I like to paint.



I want to be a driver.
I like to drive a car.



I want to be a dancer.
I like to dance.

6. Name the professions of each member of your family.

Model: my father — a doctor.


7. Ask questions to the sentences. Start them with the words in brackets.

1. She teaches children. (What ...?)
2. A nurse takes care of patients. (Who ...?)
3. A hairdresser cuts our hair. (What does a hairdresser ...?)
4. A stewardess serves passengers. (Who ...?)
5. A dentist treats the teeth. (What does a dentist ...?)
6. A waitress waits on the table. (Does ...?)

8. Write in English.

1. Швець лагодить наше взуття.
2. Офіціантка прислужує за столом.
3. Стоматолог лікує зуби.
4. Медсестра доглядає за хворими.
5. Перукар стриже наше волосся.
6. Стюардеса обслуговує пасажирів.

LESSON 58



1. a) Read your translation (exercise 6, lesson 57).
b) Recite the poem.
2. Imagine that you will be a doctor. What kind of work will you do then?



3. Match the words and word combinations.

- | | |
|------------------|-----------------------------------|
| 1. a teacher | a) the person who treats |
| 2. a painter | b) the person who drives |
| 3. a doctor | c) the person who teaches |
| 4. a pilot | d) the person who cuts hair |
| 5. a driver | e) the person who flies |
| 6. a hairdresser | f) the person who works in a bank |
| 7. a banker | g) the person who paints |

4. a) Read the words with their translation.

imaginative	[i'mædʒɪnətɪv]	наділений багатою уявою
sociable	['səʊʃəbl]	товариський, дружній
hard-working		працелюбний
intelligent	[ɪn'telɪdʒənt]	розумний, кмітливий
reliable	[rɪ'laɪəbl]	надійний
sensitive	['sensɪtɪv]	чутливий
lively	['laɪvli]	веселий, жвавий
organized	['ɔ:gənaɪzd]	організований

b) Cover the left side of the exercise and translate into English.

5. What do you need to be to do the job? Choose from the words above.

1. She is a nurse. She needs to be
2. He is a banker. He needs to be
3. They are hairdressers. They need to be
4. We are teachers. We need to be
5. I am a journalist. I need to be
6. She is a stewardess. She needs to be
7. You are dentists. You need to be

or, speak about your mother's job. Use the questions below to help you.

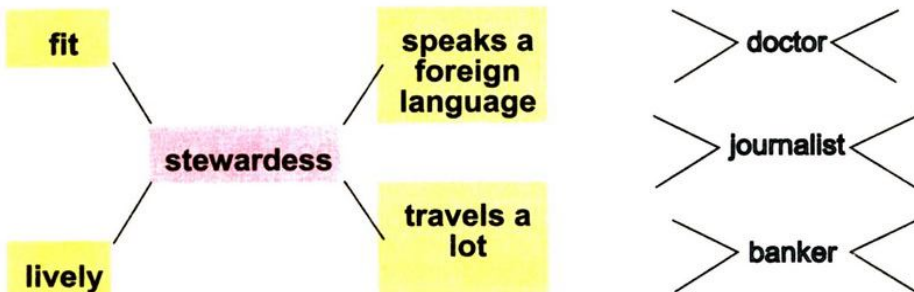
1. What's her name?
2. How old is she?
3. What's her job?
4. What does she do?
5. What does she need to do her job?
6. Where does she work?
7. Does she wear uniform?
8. How long does it take her to get to her job?

b) Ask your friend questions about his / her mother's job.

7. Make up sentences using the table. Translate them into Ukrainian.

Doctors	is are	sensitive.
A nurse		reliable.
A teacher		organized.
Drivers		hard-working.
A painter		strict.

8. Describe these jobs. The words and word combinations below may help you.




Word combinations: to travel, to talk a lot, to meet a lot of people, to give orders or instructions to others (віддавати накази чи інструкції іншим), to work inside (у приміщенні), to work outside (зовні).

9. Write in Present Perfect. Translate the sentences into Ukrainian.

1. The dentist is treating teeth.
2. The hairdresser will cut my hair.
3. The actor has his ups and downs.
4. As far as I can see the clown is standing upside down.
5. It thunders.
6. The shower started.
7. As far as I can judge the teacher was strict.



LESSON 60



2. Imagine that you will be a cook. What kind of work will you do then?



3. a) Read and remember the forms of the irregular verbs.

	форма	форма	форма
вибирати	choose	chose	chosen
різати	cut	cut	cut
співати	sing	sang	sung
стояти	stand	stood	stood
вчити	teach	taught	taught

b) Make up sentences in Present Perfect with these words.

4. Make up your own dialogues using the words on the right.

A: Hello!

B: Your father works **in a ank** , doesn't he?

A: **That's correct.**

B: Does he like his job?

A: He enjoys it very much.

that's correct

that's right

that's true

in a bank

in a hospital

in a restaurant ['restro:]

at the hairdresser's

5. Read and answer the questions.

a) Hello! My name's Ann. I'm a stewardess for British Airways. I fly Concorde. I'm not working today. I'm playing tennis. It's my favourite sport.



1. What's her name?
2. What's her job?
3. What does she do?
4. What's she doing now?
5. What's her favourite sport?




b) These are Tom and Dan. They teach English in a language school. They aren't teaching at the moment. They're in assembly hall. They're talking.



- ?
1. Who are they?
 2. What do they teach?
 - 3. Where are they now?
 4. What are they doing?

6. Look at the pictures and complete the sentences.



7. Use Present Perfect forms of the verbs in brackets.

1. Why don't you go for a walk? — I (not to do) all my lessons yet.
2. Why is it so cold here? Somebody (to open) the window.
3. I'd like to visit another country, I (to visit) already Poland.
4. They (to eat) already six sandwiches today.

8. Think of a story and write it down. Use the following word combinations.

What a pity! Don't worry, to play tennis, cloudy, to thunder, to lighten, shower, as far as I can judge, stay at home.

9. Read the dialogue.



Dentist: Oorry, you have very good and healthy teeth.

Beaver: I know.


Dentist: How do you take care of them?

Beaver: I brush my teeth every day.

Dentist: Is that all?

Beaver: No. I never smoke. That's all.

LESSON 61



1. Read and then tell your story (exercise 8, lesson 60).
2. Imagine that you will be a sailor. What kind of work will you do then?



Have you ever ...?	Ти коли-небудь ...?
Have a chance	Мати нагоду (шанс)
For God's sake	Заради Бога (боронь Боже)

3. Learn the poem.


Have you ever been to France?	Ти коли-небудь був у Франції?
No, I've never had a chance.	Ні, ніколи не мав такої нагоди.
Have you ever kissed a girl?	Ти коли-небудь цілував дівчину?
Yes, her name is Shirley Pearls.	Так, її звати Шерлі Перл.
Have you ever bitten dogs?	Ти коли-небудь кусав собак?
Have you ever eaten frogs?	Ти коли-небудь їв жаб?
Have you ever met a snake?	Ти коли-небудь зустрівся зі змією?
Not, not ever, for God's sake!!!	Ні, ніколи, боронь Боже!!!

4. Read the beginning of the story. What do you think will happen?

John worked as a banker in New York and lived with his dog Rex. One night Rex started barking in the middle of the night. Only at 4 a.m. John could **fall asleep**. Of course, he **overslept**.

to fall asleep — заснути; **to oversleep** — проспати


5. a) Say in which professions we can use these things.



- b) Write down your sentences.

6. Write the ending to the story (exercise 4).

LESSON 62



1. Read your story (exercise 6, lesson 61).
2. Imagine that you will be a shop-assistant. What kind of work will you do then?



3. Read the ending to the story (exercise 4, lesson 61).

He got dressed quickly and ran to the bus stop. He saw a bus and jumped in it — but it was **going the wrong way**. He got off at the next station and called a taxi. He didn't get to New York until 10.25. John's boss was very **angry**.



to go the wrong way — їхати в неправильному напрямку
angry — сердитий, розгніваний

4. Answer the questions.

1. What was John's job?
2. Where did he work?
3. Why did he oversleep?
4. Why did he call a taxi?
5. Until what time did he get to New York?
6. Who was very angry?
7. Did John lose his job?

5. Describe what happened. Have you ever been in a similar situation?

6. a) Look at the chart.

	Ukraine	Hungary	USA
Price of petrol	2 hryvnias a litre	\$ 1 a litre	\$ 1.50 a litre
Speed limit	60 kilometres an hour	90 kilometres an hour	50 miles an hour
Price of hotel rooms	120 hryvnias per person per night	60 € per person per night	\$ 100 per person per night

b) Speak about speed limit and prices in Ukraine, Hungary and the USA. Write down your sentences.

Model: The price of petrol in Ukraine is 2.00 hryvnias a litre.

7. a) Read the dialogue.

A: What is the price of petrol in the USA?

B: It's \$ 1.50 a litre. It's not expensive.

A: Just the other way round. It's very expensive. Last year the price of petrol was \$ 1 a litre.

B: And how fast can you drive on highway?

A: 50 miles an hour.

B: In my country speed limit is 60 kilometres an hour.

A: Can you stay in a hotel on your way?

B: Of course, I can. The price of a hotel room is \$ 100 per person per night.



b) Your friend came from Hungary. Speak to him about speed limit and prices in Hungary and Ukraine.

8. Translate into English.

1. Тебе коли-небудь кусала собака?
2. Ти коли-небудь був у Франції?
3. Яка вартість кімнат у готелі?
4. З якою швидкістю можна їхати? — 50 миль на годину.
5. Скільки коштує літр бензину? — 2 гривні.
6. Як далеко знаходиться готель від шосе?
7. Ким ти хочеш бути? — Я люблю водити машину, тому (that's why) хочу бути водієм.

LESSON 63



1. Read your translation (exercise 8, lesson 62).
2. Imagine that you will be a singer. What kind of work will you do then?



3. Read and learn the poem.

I'm not much of a singer,
 Still I always sing a lot.
I'm not much of a driver —
I have never had a chance.
I'm not much of a dancer —
 That is why I never dance.
I'm not much of a Romeo,
 Though I loved you at first
 glance.

Я не дуже хороший співак,
 Але, все ж, я часто співаю.
 Я не дуже хороший водій —
 У мене не було практики (нагоди).
 Я не дуже хороший танцюрист,
 Ось чому я ніколи не танцюю.
 Я не такий вже Ромео,
 Але закохався в тебе з першого
 погляду.

4. a) Make up questions using the table.

Does	a nurse	need to be	sensitive.
Do	pilots		reliable.
	designers		sociable.
	doctors		imaginative.
	a teacher		intelligent.
	a banker	fit.	

b) Ask your partner to answer your questions.

5. Look at the pictures. Tell your friend what you can see.



6. a) Your teacher will read you the dialogue. Listen attentively.

Jill: Hello, Sue.

Sue: Oh, hi, Jill. How are you?

Jill: Fine. Nice to see you. Where have you been?

Sue: I have been to England. I've worked there.

Jill: What was your job?

Sue: I worked as a nurse and my friend worked as a teacher. Do you remember Tom?

Jill: Was he dark-haired?

Sue: Tom? No, he has blond hair and **glasses**.

Jill: When did you arrive in Kyiv?

Sue: Yesterday, at 5 p. m.

glasses — окуляри

b) Look at the pictures. Read the questions and name the appropriate letter.


1. What was Jill's job?



2. Which picture shows Tom?



3. What time did Jill arrive?



c) Ask and answer the questions from b.

7. Let's play. Your teacher will tell one student what he or she does. The others must ask questions to find out what it is.

Model: Teacher says a pupil that he is a doctor.

John: Do you work inside?

8. Translate the words into English. Write three forms of the verbs.

мати; ходити; вчити; приходити; давати; бачити; проводити (час брати); писати.

LESSON 64



1. Read three forms of the verbs (exercise 8, lesson 63).

2. Answer the questions.

1. At what age do pupils in England take exams?
2. Are there discipline problems in your class?
3. Do you have discussions in English?
4. Is your friend reliable?
5. Is your school different from most schools?
6. Are you fit?
7. Is your mother sensitive?
8. Is your classmate sociable?

3. Choose the right word.

1. I study in a very (big, small) classroom.
2. It is (dark, bright).
3. There are fifteen (tables, desks) in it.
4. The windows are always (clean, dirty).
5. We wash them (after, before) the lessons.
6. We write on the blackboard with a (piece of chalk, pencil).
7. During the lesson we (study, walk in the street).
8. In the gymnasium we (play basketball, recite poems).
9. During the break (teachers, pupils) make much noise.



4. True or false?

1. Your classroom is big.
2. The windows are always dirty.
3. You write on the blackboard with a pencil.
4. During the lessons you study.
5. During the break teachers make much noise.

5. Let's play. «Guess what I Am».

Model: Tom: Can you guess, Ted, what I am?

Ted: Do you teach at school?

Tom: No, I am not a teacher.

Ted: Do you work in a bank?

Tom: No, I am not a banker.

Ted: Do you write articles?

Tom: No, I am not a journalist.

Ted: Then what do you do?

Tom: I treat the teeth.

Ted: Then you are a dentist?

Tom: Yes, I am.

Now it's your turn (Тепер твоя черга).

You: ...

Your partner: ...

6. What have you done today? This week? This year? Ask and answer questions with a partner.

Model: have/breakfast?

Have you had your breakfast? — Yes, I have.

— No, I haven't.

What did you have?

— Sandwich and tea.

Today	This week	This year
do any work?	play a sport?	have holidays yet?
travel by minibus?	watch TV?	have your birthday yet?
have bought a loaf of bread?	water flowers?	take any exams?
bake a cake?	invite the friends to your birthday party?	congratulate your relatives on Easter?
	sing Christmas songs?	meet a foreigner?

7. Read the dialogue.

Beaver: Why are you so sad, Dan?

Dan: I have big problems with my maths.

Beaver: It's bad. What problems?

Dan: Every night I see a dream about sums.

a sum [sʌm] — приклад



1. **Guess the Letter**

Виберіть одного учня, який буде ведучим. Він виходить із класу, а решта учнів загадують літеру. Коли ведучий повертається, учні один за одним називають слова з цією літерою доти, поки ведучий її не відгадає. Тоді його місце займає учень, який останнім назвав слово.

Model: The letter was «B».

Brown, bee, black, blackboard, boy, breakfast, wardrobe ...

2. **My Aunt Went to Town**

Пригадай слова, що означають: а) назви предметів у класній кімнаті; б) назви продуктів; в) назви предметів одягу.

Вчитель промовляє фразу: My aunt went to town and bought (наприклад) a pair of shoes. Наступному учневі потрібно повторити те, що сказав учитель і додати своє слово, що означає предмет одягу. Наприклад: My aunt went to town and bought a pair of shoes and a shirt. Наступний учень повторює слова вчителя й учня та додає своє, і так далі. Учень, який не назвав свого слова або допустив помилку, вибуває з гри.

3. **Days of the Week**

Вчитель ділить клас на дві команди. Гравці першої команди загадують, що вони робитимуть у неділю, гравці другої — що робитимуть у понеділок. Потім учасники команд по черзі запитують один одного: «Do you skate on Sundays?», «Do you speak English on Mondays?» Команда, яка першою відгадає, що робитимуть її суперники, одержує 1 бал. Далі учасники називають наступні два дні тижня.

ADDITIONAL READING

CATCH

Little Robin Redbreast sat upon a tree,
Up went pussy-cat, and down went he;
Down came pussy, and away Robin ran;
Says little Robin Redbreast,
Catch me if you can.

Little Robin Redbreast jumped
upon a wall,
Pussy-cat jumped after him,
and almost got a fall;
Little Robin chirped and sang,
and what did pussy say?
Pussy-cat said, Mew,
and Robin jumped away.

catch — ловля, улов; **Robin Redbreast sat upon** [ə'rbɒn] **a tree** — малинівка сіла на дерево; **up went pussy-cat** ['pusɪkæt] — вгору полізла кішка; **and almost** ['ɔ:lmoʊst] **got a fall** [fɔ:l] — і ледь не впала; **chirped** [tʃə:pt] **and sang** — защебетала й заспівала

GREGORY GRIGGS

Gregory Griggs, Gregory
Griggs,
Had twenty-seven different
wigs.
He wore them up, he wore
them down,
To please the people of the
town;
He wore them east, he wore
them west,
But he never could tell
Which he loved the best.

wig — перука; **to please** — подобатися; **east** — схід; **west** — захід; **never** ['nevə] **could** [kud] **tell which** [wɪtʃ] **he loved** [lʌvd] **the best** — ніколи не міг сказати, яку він любить над усе





Oh, the brave old Duke of York,
He had ten thousand men;
He marched them up to the top of the hill
And he marched them down again.
And when they were up, they were up,
And when they were down, they were down.
And when they were only half-way up,
They were neither up nor down.

the brave old duke [dju:k] — хоробрий старий герцог; **he marched them up to the top of the hill** — він провів їх на вершину горба; **neither** ['naɪðə] ... **nor** [nɔ:] — ні ... ні ...

DAME TROT

Dame Trot and her cat
Sat down for a chat,
The Dame sat on this side
And puss sat on that.
Puss, says the Dame,
Can you catch a rat,
Or a mouse in the dark?
Purr, says the cat.

dame — пані; **sat down** [daʊn] **for a chat** — сіли поговорити; **sat on this side** — сіла з одного боку; **puss** [pus] — кішечка; **catch a rat** — спіймати щура; **in the dark** — у темряві; **purr** [pə:] — мур

HECTOR PROTECTOR

Hector Protector was dressed all in green,
Hector Protector was sent to the Queen.
The Queen did not like him,
No more did the King,
So Hector Protector was sent back again.

Protector [prə'tektə] — протектор (в Англії XV—XVI століть офіційний титул деяких поважних державних діячів); **was dressed** — був одягнений; **was sent** — був відісланий; **queen** [kwi:n] — королева; **no more did the king** — не сподобався він і королю

THE DAME OF DUNDEE

There was an old woman
Who lived in Dundee,
And in her back garden
There grew a plum-tree;

The plums they grew rotten
Before they grey ripe,
And she sold them
Three farthings a pint.

plum — слива; **grew** [gru:] **rotten** ['rɒtn] — ставали гнилими; **before they grew ripe** [raɪp] — до того, як вони достигали; **sold** [sould] — продавала; **three farthings** ['fɑ:ðɪŋz] **a pint** [paɪnt] — три фартинги¹ за одну пінту²

I SOLOMON GRUNDY

Solomon Grundy,
Born on a Monday,
Christened on Tuesday,
Married on Wednesday,
Took ill on Thursday,

Worse on Friday,
Died on Saturday,
Buried on Sunday.
This is the end
Of Solomon Grundy.

born..., **christened** ['krɪsɪnd] ..., **married** — народився ..., охрестився ..., одружився; **took ill** — захворів; **died** [daɪd] ..., **buried** ['berɪd] — вмер..., похований; **end** — кінець

THIS IS THE KEY

This is the key of the kingdom:
In that kingdom there is a city.
In that city there is a town.
In that town there is a street.
In that street there is a lane.
In that lane there is a yard.
In that yard there is a house.
In that house there is a room.
In that room there is a bed.
On that bed there is a basket.
In that basket there are some flowers.

Flowers in a basket.
Basket on the bed.
Bed in the room.
Room in the house.
House in the yard.
Yard in the lane.
Lane in the street.



¹Фартинг — старовинна англійська бронзова монета (0,25 пені).

²Пінта — міра об'єму (близько 0,5 л).



Town in the city.
City in the kingdom.
Of the kingdom this is the key.

the key [ki:] **of the kingdom** — ключ від королівства; **city** [siti] — велике місто; **lane** — вузька вулиця, провулок; **yard** [ja:d] — двір; **basket** ['ba:skit] — корзина

THE OLD WOMAN IN A SHOE

There was an old woman
who lived in a shoe,
She had so many children
she didn't know what to do;
She gave them some broth
without any bread;
She whipped them all soundly
and put them to bed.

she gave them some broth [brɒθ] **without** [wi'ðaut] **any bread** [bred] — вона дала їм супу без хліба; **she whipped** [wɪpt] **them all soundly** ['saundli] — вона їх добре відшмагала

ROBIN THE BOBBIN

Robin the Bobbin,
the big-bellied Ben,
He ate more meat
than fourscore men;
He ate a cow,
he ate a calf,
He ate a butcher
and a half,
He ate a church,
he ate a steeple,
He ate a priest
and all the people!
A cow and a calf,
An ox and a half,
A church and a steeple,
And all good people,

that his stomach wasn't full.

big-bellied — з великим пузом; **he ate** [et] **more meat** — він з'їв більше м'яса; **fourscore** ['fɔ:'skɔ:] — *застар.* вісімдесят; **calf** [kɑ:f] — теля; **butcher** ['bʊtʃə] — мясник; **half** [hɑ:f] — половина; **church** [tʃə:tʃ] — церква; **steeple** ['sti:pl] — дзвіниця; **priest** [pri:st] — священник; **ox** — бик; **and yet he complained** [kəm'pleɪnd] — та він ще й жалівся; **stomach** ['stʌmək] — шлунок, живіт

MY DOG

A dog can't talk
But he can bark.
When I take my dog
To the park,
I throw him a stick
And he runs a race.
Then he comes back
And licks my face.
by Edith Segal

to bark [bɑ:k] — гавкати; **to throw** [θrou] — кидати; **runs a race** [reɪs] — бігти стрімголов (прожогом); **and licks** [lɪks] **my** — й облизує моє обличчя

A DIFFERENT LANGUAGE

I met a little girl
Who came from another land.
I couldn't speak her language,
But I took her by the hand.
We danced together,
Had such fun,
Dancing is a language
You can speak with anyone.
by Edith Segal

different ['dɪfrənt] — інший, не такий; **language** ['læŋgwɪdʒ] — мова, мовлення; **who came from another land** [ə'hʌðə'lænd] — яка приїхала з іншої країни; **had such** [sʌtʃ] **fun** — так веселились; **Dancing** ['dɑ:nsɪŋ] **is a language you can speak with anyone** ['eɪniwʌn] — Танок — це мова, котрою можна говорити будь з ким





.. ..
Hearts, like doors, will open with ease
To very, very little keys.
And don't forget that two of these
Are «I thank you» and «If you please».
(From «Mother Goose Rhymes)

* * *

Two ears for hearing,
One mouth to talk;
One head for thinking,
Two legs to walk.

Two hands, eight fingers,
Also two thumbs,
For writing, and painting,
And doing my sums.

COFFE AND TEA

Molly, my sister, and I fell out.
And what do you think it was about?
She loved coffee and I loved tea,
And that was the reason we couldn't agree.

JIM

There was a boy whose name was Jim:
His friends were very good to him.
They gave him tea, and cakes, and jam,
And slices of delicious ham,
And chocolate with pink inside,
And little tricycles to ride.

SIX SERVING MEN

I have six honest serving men.
They taught me all I knew.
Their names are What and Why and When
And How and Where and Who.

- Is it true that there are bears near Kyiv?
- I'm not sure about that, but I know they're in Kyiv.
- Good gracious!
- Yes, in the Kyiv Zoo.

* * *

- Where's that book from, son?
- It's a prize, mom.
- What for?
- Teacher asked me how many legs an ostrich has.
- And what did you say?
- I said «Three».
- But an ostrich has two legs.
- I know that now, but the rest of the class said four, so I was the best.

* * *

When a little boy arrived home from school his mother asked him if he had been a good boy. He replied: «Sure I was good in school today! How much trouble can you get into standing in a corner?»

GOOD

It's great!
It's lovely!
It's fantastic!
It's wonderful!
It's very nice!

BAD

It's not very good.
It's not very nice.
It's terrible.
It's awful.
It's really bad.





TWENTY FROGGIES

Merrily



Twen-ty frog-gies went to school



Down be-side a lit - tle pool;



Twen-ty lit - tle coats of green;



Twen-ty shirts all white and clean.



"We must be in time," said they,



"First we stud -y, then we play;



That is how we keep the rule,



When we frog-gies go to school.”

Twenty froggies went to school
Down beside a little pool;
Twenty little coats of green:
Twenty shirts all white and clean.

«We must be in time,» said they,
«First we study, then we play;
That is how we keep the rule,
When we froggies go to school.»

Many, many years have passed;
Big frogs they became at last.
They had learned at school a lot
Not one lesson they forgot.

Now they sit on other logs,
Teaching other little frogs.
Now they sit on other logs,
Teaching other little frogs.

froggies ['frɒɡɪz] — жабенята; **down beside** [bi'saɪd] — біля; **that is how we keep** [ki:p] **the rule** [ru:l] — ось так ми додержуємося правил; **many, many years have passed** [pa:st] — минуло багато років; **they had learned** [lə:nd] **at school a lot** — вони багато чому навчилися у школі; **not one lesson they forgot** [fə'gɒt] — вони не забули жодного уроку; **log** [lɒɡ] — колода





Once upon a time there was¹ a boy whose name was Jack. One day Jack set out² to seek his fortune.

Soon he met a cat.

“Good morning, Jack,” said the cat. “Where are you going?”

“I’m going to seek my fortune,” said Jack.

“May I go with you?”

“Yes, you may.”

So Jack and the cat went on.

Soon they met a dog.

“Oh, good morning, Jack,” said the dog. “Where are you going?”

“I’m going to seek my fortune,” said Jack.

“May I go too?”

“Yes, certainly.”

So Jack and the cat and the dog went on.

Soon they met a cow.

“Hello, Jack,” said the cow. “Where are you going?”

“I’m going to seek my fortune.”

“May I go with you?”

“Yes, you may.”

So Jack and the cat and the dog and the cow went on.

Soon they met a goat.

“Good morning, Jack,” said the goat. “Where are you going?”

“I’m going to seek my fortune.”

“May I go too?”

“Yes, you may”

So Jack and the cat and the dog and the cow and the goat went on.

Soon met a cock.

“Good morning, Jack,” said the cock. “Where are you going?”

“I’m going to seek my fortune.”

“May I go with you?”

“Certainly,” said Jack.

So Jack and the cat and the dog and the cow and the goat and the cock went on.

They walked and they walked until it got dark, but they couldn’t find a place to spend the night. At last they came to a house. Jack told his friends not to talk or to make a noise while he peeped

¹once [wɒns] upon a time there was — жив-був (початок казок).

²Jack set out — Джек вирушив.

through the window, and do you know what he saw in that hot
Some men round a table, and they were counting their money!

“Robbers,” said Jack to his friends. “Now, when I say ‘Go!’ make as much noise as you can, and we’ll frighten them away.” So minute Jack said, “Go!” And the cat mewed, “Miaow, miaow,” the dog barked, “Woof! Woof!” And the cow mooed, “Moo moooo,” and the goat bleated, “Me-e-e, me-e-e.” And the crows crowed, “Cock-a-doodle-doo! Cock-a-doodle-doo!” And they all together made such a dreadful noise that it frightened the robbers they all ran away.

Then Jack and his friends went inside the house to have a good sleep.

GOLDILOCKS AND THE THREE BEARS

Once upon a time a little girl went for a walk in the wood. She had golden curls and everybody called her Goldilocks. Sometimes she stopped to pick a flower or to listen to a bird. Soon she came to a house where the three bears lived.

“Oh, what a lovely little house!” said Goldilocks. “I wonder¹ who lives here?”

She knocked at the door, and as there was no answer, she knocked again and again. Then she peeped through the keyhole. But of course the three bears were out for a walk. There was no one to open the door.

“I’ll just look inside,” thought Goldilocks. “The door is not locked. So she lifted the latch, opened the door and went in.

The first thing she saw was the bears’ three chairs. She climbed into Father Bear’s great big chair.

“Oh, it’s too hard!” she said.

Then she tried Mother Bear’s middle-sized chair.

“Oh, it’s too soft!”

Then she sat down in Baby Bear’s little chair.

“Oh, it isn’t too hard and it isn’t too soft. It’s just right!”

But Goldilocks was too heavy for the little chair and she broke the bottom out of it.²

Then Goldilocks smelt porridge and she saw the three bowls of porridge on the table. She was very hungry as she had not had any breakfast.



¹wonder ['wʌndə] — цікаво знати.

²she broke the bottom ['bɒtəm] out of it — і стілець під нею проламався.



First she tried the porridge in Father Bear's great big bowl. But it was too hot. Next she tried the porridge in Mother Bear's middle-sized bowl. But that was too cold. Then she tried the porridge in Baby Bear's little bowl. It wasn't too hot and it wasn't too cold. It was just right. And Goldilocks ate up all the porridge in Baby Bear's little bowl.

Then Goldilocks decided to go upstairs to see what was there. She saw three beds; Father Bear's great big bed, and Mother Bear's middle-sized bed, and Baby Bear's little bed. They were all neat and tidy.

First she lay on the great big bed.

"Oh, it's too hard!"

Then she lay on the middle-sized bed.

"Oh, it's too soft!"

Then she lay on the little bed.

"Oh, this bed isn't too hard and it isn't too soft. It's just right!"

Goldilocks was so comfortable that she soon fell fast asleep¹ with her head on Baby Bear's pillow.

After a while the three bears came back from their walk. They thought their porridge would now be cool enough to eat. As soon as they entered the house, Father Bear saw that his chair was not in its right place.

"Someone has been here!"² he said in a great big voice.

Now when Father Bear was speaking, his great voice sounded deep like thunder,³ but Goldilocks did not wake up. When Mother Bear was speaking in her middle-sized voice, it sounded like the wind in the trees, but Goldilocks did not wake up. Only when Baby Bear cried in his shrill baby voice, Goldilocks woke and sat up in bed. She was very surprised and frightened to see three bears in the room with their little eyes on her.

She was out of bed in a moment, and down the stairs, and out of the door, and she never stopped running till she got back to her own home. She had got such a fright that she never went for a walk in the wood again to look for the little house.

¹ she soon fell fast asleep — згодом вона швидко заснула.

² Someone has been here! — Хтось тут був!

³ his great voice sounded ['saundɪd] deep like thunder — його сильний голос звучав, як гуркіт грому.

Tommy Grimes was sometimes a good boy and sometimes a bad boy, and when he was a bad boy, his mother often said to him:

"Now Tommy, be a good boy and please don't go out of the street,¹ or Mr. Miacca will catch you and take you away."

But one day Tommy was a very bad boy and he went out of the street. He turned the corner, and there was Mr. Miacca! Mr. Miacca caught him and popped him into his bag, upside down,² and carried him away to his house.

When Mr. Miacca came home, he pulled Tommy out of the bag and felt his arms and legs.³

"You're not fat enough," he said, "but you're all I've got for supper, so I'll eat you. But, oh dear, I haven't any herbs to put in the water, and you'll not be tasty without herbs. I'll call my wife." He called to Mrs. Miacca, "Sally, come here for a minute."

Mrs. Miacca came in from the next room and said:

"What do you want, my dear?"

"Oh, here's a little boy I've brought home for supper," said Mr. Miacca, "but I've forgotten the herbs. I'll just go out and fetch them while you look after him for me."

"All right, my love," said Mrs. Miacca.

Tommy Grimes looked at Mrs. Miacca and asked:

"Does Mr. Miacca always have little boys for supper?"

"Mostly, my dear, if the little boys are bad enough and he can catch them," said Mrs. Miacca.


"Don't you have anything else except boys?" asked Tommy. "Don't you ever have any pudding?"

"Ah, I love pudding," said Mrs. Miacca, "but I don't often get any."

"My mother is making a pudding today," said Tommy Grimes, "and I'm sure she'll give you some if I ask her. Shall I run home and get some?"

"That's a kind boy," said Mrs. Miacca, "only don't be too long away and be sure to be back before suppertime."⁴

So Tommy ran off and soon was safe at home. He was very glad that he had run away from Mr. Miacca.



¹ don't go out of the street — тут: не йди нікуди з нашої вулиці.

² upside [ʌpsaɪd] down — вниз головою.

³ felt his arms and legs — обмацав йому руки та ноги.

⁴ be sure to be back before suppertime — тут (ти) повинен повернутися до вечері.



One day Henny-penny was picking up corn² in the farm-yard when suddenly an acorn fell and hit her on the head. "Dear me!"³ said Henny-penny. "The sky is falling. I must go and tell the king."

So she set out to tell the king, and she went along till she met Cocky-locky.⁴

"Where are you going, Henny-penny?" said

Cocky-locky.

"I'm going to tell the king the sky is falling," said Henny-penny.

"May I go with you?" said Cocky-locky.

"Certainly," said Henny-penny.

So they went along together to tell the king the sky was falling.

They went along till they met Ducky-daddies.⁵

"Where are you going, Henny-penny and Cocky-locky?" said Ducky-daddies.

"We're going to tell the king the sky is falling," said Henny-penny and Cocky-locky.

"May I go with you?" said Ducky-daddies.

"Certainly," said Henny-penny and Cocky-locky.

So they went along together to tell the king the sky was falling.

They went along till they met Goosey-poosey.⁶

"Where are you going, Henny-penny and Cocky-locky and Ducky-daddies?", said Goosey-poosey.

"We are going to tell the king the sky is falling," said Henny-penny and Cocky-locky and Ducky-daddies.

"May I go with you?" said Goosey-poosey.

"Certainly," said Henny-penny and Cocky-locky and Ducky-daddies.

So they went along together to tell the king the sky was falling.

They went along till they met Turkey-lurkey.⁷

"Where are you going, Henny-penny and Cocky-locky and Ducky-daddies and Goosey-poosey?" said Turkey-lurkey.

"We are going to tell the king the sky is falling," said Henny-penny and Cocky-locky and Ducky-daddies and Goosey-poosey.

"May I go with you?" said Turkey-lurkey.

¹ Henny-penny — Курочка.

² was picking up corn — клевала зерно.

³ Dear me! — Ой!

⁴ Cocky-locky — Півник.

⁵ Ducky-daddies — Качечка.

⁶ Goosey-poosey — Гусочка.

⁷ Turkey-lurkey — Індичок.

"Certainly," said Henny-penny and Cocky-locky and Ducky-daddies and Goosey-poosey.

So they went along together to tell the king the sky was falling. They went along till they met Foxy-woxy.¹

"Where are you going, Henny-penny and Cocky-locky and Ducky-daddies and Goosey-poosey and Turkey-lurkey?" said Foxy-woxy.

"We are going to tell the king the sky is falling," said Henny-penny and Cocky-locky and Ducky-daddies and Goosey-poosey and Turkey-lurkey.

"But you are all going the wrong way," said Foxy-woxy. "Shall I show you the right way?"

"Yes, please," said Henny-penny and Cocky-locky and Ducky-daddies and Goosey-poosey and Turkey-lurkey.

They followed Foxy-woxy till they came to a dark hole. This was the front door of Foxy-woxy's cave.

"Follow me," said Foxy-woxy. "This is a short way to the king's palace. You'll soon get there if you follow me. I shall go first and you come after."

Foxy-woxy went into his cave, but he did not go very far in. He hid a little way inside² and waited.

Soon Turkey-lurkey went in and Foxy-woxy bit off his head and threw his body over his shoulder. Then Goosey-poosey went in and Foxy-woxy bit off her head and threw her body over his shoulder. Then Ducky-daddies went in and Foxy-woxy bit off her head and threw her body over his shoulder. Then Cocky-locky went in and Foxy-woxy bit off his head too.

But Cocky-locky just had time to crow first³ and Henny-penny knew something was wrong. She turned round and ran home as fast as she could, so she never told the king the sky was falling.

THE LITTLE RED HEN AND THE GRAIN OF WHEAT

One day as the Little Red Hen was scratching in a field, she found a grain of wheat.

"This grain of wheat should be planted,⁴" she said. "Who will plant this grain of wheat?"

"Not I," said the Duck.



¹Foxy-woxy — Лисичка.

²hid a little way inside — заховатися недалеко від входу.

³but Cocky-locky just had time to crow [krou] first — але півник встиг прокрикувати.

⁴should [ʃud] be planted [ˈplɑ:ntɪd] — повинно бути посаджено.



"Not I," said the Cat.

"Not I," said the Dog.

"Then I will,"¹ said the Little Red Hen. And she did.

Soon the wheat grew tall and yellow.

"The wheat is ripe," said the Little Red Hen.

"Who will cut the wheat?" "Not I," said the Duck.

"Not I," said the Cat.

"Not I," said the Dog.

"Then I will," said the Little Red Hen. And she did.

When the wheat was cut, the Little Red Hen said, "Who will thresh this wheat?"

"Not I," said the Duck.

"Not I," said the Cat.

"Not I," said the Dog.

"Then I will," said the Little Red Hen. And she did.

When the wheat was all threshed, the Little Red Hen said, "Who will take this wheat to the mill?"

"Not I," said the Duck.

"Not I," said the Cat.

"Not I," said the Dog.

"Then I will," said the Little Red Hen. And she did.

She took the wheat to the mill, and it was made into flour.² Then she said, "Who will make this flour into bread?"

"Not I," said the Duck.

"Not I," said the Cat.

"Not I," said the Dog.

"Then I will," said the Little Red Hen. And she did.

She baked the bread. Then she said, "Who will eat this bread?"

"Oh! I will," said the Duck.

"And I will," said the Cat.

"And I will," said the Dog.

"No, no!" said the Little Red Hen. "I will do that." And she did.

¹Then I will. — Тоді я це зроблю.

²and it was made into flour ['flaʊə] — і її змололи в борошно.

about [ə'baʊt] приблизно
academic [ə'kædɪmɪk] **year** навчальний рік
activities діяльність
admire [əd'maɪə] насолоджуватися
advantage [əd'vɑ:ntɪdʒ] перевага
afraid [ə'freɪd] наляканий
after-school ['ɑ:ftə] позашкільний
airport ['eəpɔ:t] аеропорт
announce [ə'naʊns] оголошувати
arrange [ə'reɪndʒ] організовувати
article ['ɑ:tɪkl] стаття
as [əz] **a rule** як правило
assembly [ə'sembli] **hall** актовий зал
attentive [ə'tentɪv] уважний
attractive [ə'træktɪv] привабливий
bake [beɪk] пекти
banana [bə'nɑ:nə] банан
bank [bæŋk] банк
beet [bi:t] буряк
bicycle ['baɪsɪkl] велосипед
block [blɒk] квартал
blossom ['blɒsəm] цвітіння
bookcase ['bukkeɪs] книжкова шафа
bright [braɪt] яскравий; здібний
bring [brɪŋ] (**brought, brought**) приносити
broad [brɔ:d] широкий
brush [brʌʃ] чистити
bus [bʌs] **stop** автобусна зупинка
busy ['bɪzi] зайнятий
cabbage ['kæbɪdʒ] капуста
cabin ['kæbɪn] каюта
call ['kɔ:l] телефонувати
cancel ['kænsəl] **the flight** відмінити рейс
capital ['kæpɪtl] столиця
carefully ['keəfʊli] старанно; уважно
carriage ['kæərɪdʒ] вагон
carrol ['kærəl] колядка
carrot ['kærət] морква
cashier [kæ'ʃɪə] касир

catch [kætʃ] (**caught, caught**) ловити; спіймати
chandelier [ˌʃændɪ'liə] люстра
change [tʃeɪndʒ] задача
cheap [tʃi:p] дешевий
check [tʃek] чек
cheese [tʃi:z] сир
chemistry ['kɛmɪstri] хімія
chestnut [tʃesnʌt] **tree** каштанове дерево
chilly [tʃɪli] прохолодний
choose [tʃu:z] (**chose, chosen**) вибрати
church [tʃɜ:tʃ] церква
city ['sɪti] місто
clear [klɪə] чітко; зрозуміло
clothes ['kləʊðz] одяг
cloudy ['klaʊdi] хмарний
collect [kə'lekt] колекціонувати
compartment [kəm'pɑ:tmənt] купе
computer [kəm'pjʊ:tə] комп'ютер
computer sciences інформатика
congratulate [kən'græʃtjuleɪt] вітати
cook [kʊk] готувати їжу
cookies ['kʊkɪz] печиво
cosy ['kəʊzi] зручний
count [kaʊnt] рахувати
crossroad ['krɒsruːd] перехрестя
crowd ['kraʊd] натовп
cucumber ['kju:kəmbə] огірок
cupboard ['kʌbəd] сервант
decorate ['dekəreɪt] прикрашати
delay [di'leɪ] запізнюватися; затримувати; запізнення; затримка
department [dɪ'pɑ:tmənt] відділ
department store універмаг
departure [dɪ'pɑ:tʃə] від'їзд
disadvantage [dsəd'vɑ:ntɪdʒ] недолік
discipline [dɪ'sɪplɪn] дисципліна; порядки
dish [dɪʃ] страва
draw [drɔ:] (**drew, drawn**) малювати; креслити

dream [dri:m] сон
dull [dʌl] похмурий
duty ['dju:ti] обов'язок
earn [ə:n] заробляти
Easter ['i:stə] Пасха
easy ['i:zi] легкий
education ['edju:keɪʃn] освіта
emblem ['embləm] емблема
enjoy [ɪn'dʒɔɪ] одержувати насолоду
entrance ['entrəns] вхід
everything ['evriθɪŋ] все
exceed [ɪk'si:d] (**speed limit**) перевищувати (швидкість)
expensive [ɪks'pensɪv] дорогий
fall asleep [fɔ:l] заснути
false ['fɔ:ls] неправильно
family ['fæmɪli] **tree** сімейне дерево
fare ['fɛə] плата за проїзд
fashionable ['fæʃnəbl] модний
favourite ['feɪvərɪt] улюблений
film [fɪlm] фільм
find [faɪnd] (**found, found**) знаходити
fit [fɪt] здоровий; у хорошій формі
flight [flaɪt] політ; рейс
flower-bed [flaʊə] клумба
flower-pot вазон
fly by American Airways літати Американськими авіалініями
foggy ['fɒgi] туманний
foreign ['fɔrɪn] **language** іноземна мова
forget [fə'get] забувати
frosty ['frɒsti] морозний
fruit ['fru:t] фрукти
full [fɪl] **of enthusiasm** сповнений ентузіазму
funny ['fʌni] смішний
furniture ['fɜ:nɪtʃə] меблі
get angry [get] злитися
giraffe [dʒɪ'rɑ:f] жираф
glasses ['glɑ:sɪz] окуляри
grandchildren ['grændtʃɪldrən] онуки
granddaughter ['grænddɔ:tə] онука
grandson ['grændzʌn] онук

grocery ['grɒsəri] **store** продуктовий магазин
guard [gɑ:d] провідник (*проф.*)
guess [ges] здогадуватися
gun [gʌn] рушниця
gymnasium [dʒɪm'neɪzjəm] спортивний зал
hail [heɪl] град
hard-working [hɑ:d] працелюбний
harvest ['hɑ:vɪst] урожай
Have a good trip! Приємної подорожі!
headmaster ['hed'mpi:stə] директор школи
hear [hɪə] (**heard, heard**) чути
heavy ['hevi] завантажений
hide-and-seek ['haɪdənd'si:k] хованки
high [haɪ] високий
highway ['haɪweɪ] магістраль; шосе
hire a car ['haɪə] взяти напрокат авто
hobby ['hɒbi] хобі; улюблене заняття
honey ['hʌni] мед
hook [hʊk] гачок
Hungary ['hʌŋgəri] Угорщина
hurricane ['hʌrɪkən] ураган
husband ['hʌzbənd] чоловік
imaginative [ɪ'mædʒɪneɪtɪv] наділений багатую уявою
include [ɪn'klu:d] включати
indeed [ɪn'di:d] насправді
Indian ['ɪndjən] **summer** "бабине літо"
information [ɪnfə'meɪʃn] **desk** довідкове бюро
inside [ɪn'saɪd] всередині; у приміщенні
instead of [ɪn'sted] замість
intelligent [ɪn'telɪdʒənt] розумний, кмітливий
invite [ɪn'vaɪt] запрошувати
Ireland ['aɪələnd] Ірландія
jacket ['dʒækɪt] піджак
Japan [dʒə'pæn] Японія
Jesus Christ ['dʒi:zəs kraɪst] Ісус Христос
joke ['dʒɔuk] жарт

key [ki:] ключ
kind [kaɪnd] добрий
leave [li:v] **school** закінчити школу
leaves [li:vz] листя
leisure ['leɪzə] дозвілля
lightning [laɪtnɪŋ] блискавка
lively ['laɪvli] веселий; жвавий
look [lu:k] **forward** чекати з нетерпінням
lose [lu:z] **one's job** втрачати роботу
lovely ['lʌvli] чудовий
magic ['mædʒɪk] **world** чарівний світ
main [meɪn] головний
make [meɪk] **a phonecall** зателефонувати
mark [mɑ:k] оцінка
market ['mɑ:kɪt] ринок
married ['mæərɪd] одружений
mathematics [ˌmæθə'mætɪks] (**maths**) математика
meat [mi:t] м'ясо
mend [mend] лагодити
merry ['merɪ] веселий
middle ['mɪdl] середина
mitten ['mɪtn] рукавичка
monkey ['mʌŋki] мавпа
mouth [mauθ] рот
multicoloured ['mʌltɪkɒləd] кольоровий; різнобарвний
mushroom ['mʌʃrʊm] гриб
nephew ['nevju:] племінник
niece [ni:s] племінниця
noisy ['noɪzi] шумний
on [ɒn] **duty** черговий
once [wʌns] **a year** один раз на рік
organized ['ɔ:gənaɪzd] організований
outside ['aʊt'saɪd] надворі
overcrowded [oʊvə'kraʊdɪd] переповнений людьми
oversleep ['oʊvə'sli:p] проспати
pair [peə] пара
paper ['peɪpə] папір
parrot ['pærət] папуга
party ['pɑ:ti] вечірка

passenger ['pæsɪndʒə] пасажир
pavement ['peɪvmənt] тротуар
pay [peɪ] платити
peach [pi:tʃ] персик
perhaps [pə'hæps] можливо
person ['pɜ:sn] людина; особа
physical ['fɪzɪkl] **training** фізкультура;
pick [pɪk] **up** збирати
piece [pi:s] шматок
pity ['pɪti] жаль
place [pleɪs] **of interest** визначне місце
pleased ['pli:zd] задоволений
pleasure ['pleɪzə] задоволення
post office [pəʊst] пошта
Prague [pra:g] Прага
prefer [prɪ'fə] віддавати перевагу
present [preznt] подарунок; дарувати
price [praɪs] ціна
product ['prɒdʌkt] продукт
pudding ['pu:dɪŋ] пудинг
pull [pʊl] **out** тягнути
pumpkin ['pʌmpkɪn] гарбуз
queen [kwi:n] королева
quiet ['kwaɪət] тихий
railway ['reɪlweɪ] **station** залізнична станція
rainbow ['reɪnbəʊ] веселка
register ['redʒɪstə] журнал
relative ['relatɪv] родич
relaxed [rɪ'læksɪd] розслаблений
reliable [rɪ'laɪəbl] надійний
rest [rest] відпочинок
ride [raɪd] **a bicycle** їхати на велосипеді
river ['rɪvə] річка
robot ['rɒbət] робот
role [rəʊl] роль
Rome [rəʊm] Рим
rule [ru:l] правило
rush [rʌʃ] **hour** година пік
safe [seɪf] безпечний
salt [sɔ:lt] сіль
sea-coast [si:] морське узбережжя
send [send] (**sent, sent**) посилати

sensitive ['sensitiv] чуйний
serve [sə:v] обслуговувати
shade [ʃeɪd] тінь
shamrock ['ʃæmrɒk] конюшина
shop-assistant ['ʃɒp,əsɪstənt] прода-
вець
shore [ʃɔ:] берег (моря)
shower ['ʃaʊə] злива
sign [sain] знак
sleet ['sli:t] сльота
slippery ['slɪpəri] слизько
soap ['səʊp] мило
sociable [,souʃəbl] товариський
soldier ['souldʒə] солдатик
speech [spi:tʃ] промова
square [skwɛə] площа
stadium ['steɪdɪəm] стадіон
staff [stɑ:f] **head** завуч
stamp [stæmp] марка
star [stɑ:] зірка
start [stɑ:t] **school** піти до школи
stewardess ['stjuədɪs] стюардеса
straight ['streɪt] прямий
strength ['streŋθ] сила
strict ['strikt] суворий
string [strɪŋ] вудка
stuffed [stʌft] фарширований
sugar ['ʃʊgə] цукор
sunny ['sʌni] сонячно
supermarket ['sju:pəmaɪkɪt] супер-
маркет
sweater ['swetə] светр
sweets [swi:ts] цукерки
swim [swɪm] плавати
swimming-pool ['swɪmɪŋpu:l] басейн
take photographs фотографувати
take exams складати іспити (екза-
мени)
tale [teɪl] казка; байка
task [tɑ:sk] завдання
tasty ['teɪsti] смачний
teach [ti:tʃ] навчати

term [tɜ:m] семестр
terrible ['terəbl] жахливий
though [ðəʊ] хоча
throw [θrou] (**threw, thrown**) кидати
thunder ['θʌndə] грім
tie [taɪ] прив'язувати
tiger ['taɪgə] тигр
timetable ['taɪm'teɪbl] розклад
toast [təʊst] тост
tooth ['tu:θ] зуб
tortoise ['tɔ:təʊs] черепаха
tourist ['tuərist] турист
traditional [trə'dɪʃn] традиційний
traffic ['træfɪk] дорожній рух
traffic lights світлофор
train [treɪn] поїзд
travel ['trævl] подорожувати; їхати
treat [tri:t] лікувати
true [tru:] правильно
try on [traɪ] приміряти
turkey ['tɜ:kɪ] індик
turn [tɜ:n] повертати
understand [,ʌndə'stænd] (**under-
stood, understood**) розуміти
vacation [və'keɪʃn] відпустка
vase [vɑ:z] ваза
vegetables ['vedʒɪtəbl] овочі
waiting room ['weɪtɪŋ] зал очікування
Wales [weɪlz] Уельс
walk [wɔ:k] прогулюватися; йти
пішки
wardrobe ['wɔ:droub] шафа для
одягу
wear uniform [weə] носити форму
weather ['weðə] **forecast** прогноз по-
годи
weekend ['wi:k'end] вихідні дні
wife [waɪf] дружина
win [wɪn] перемагати; вигравати
wish [wɪʃ] бажати
wonderful ['wʌndəfʊl] чудовий
workshop ['wɜ:kʃɒp] майстерня

автобусна зупинка bus stop
актовий зал assembly hall
“бабине літо” Indian summer
бажати wish
банан banana
банк bank
басейн swimming-pool
безпечно safe
біологія biology
блискавка lightning
буряк beet
вагон carriage
ваза vase
вазон flower-pot
вартість price
велосипед bicycle
веселий merry
веселка rainbow
вечірка party
взяти напрокат авто hire a car
вибирати choose (chose, chosen)
вигоди facilities
визначне місце place of interest
високий high
вихідні дні weekend
від’їзд departure
віддавати перевагу prefer
відділ department
відмінити рейс cancel the flight
відпочинок rest
відпустка vacation
вітати congratulate
включати include
все everything
всередині; у приміщенні inside
втрачати роботу lose one’s job
вудка string
вхід entrance
гарбуз pumpkin
гачок hook
географія geography

година пік rush hour
головний main
гостинний hospitable
готувати їжу cook
град hail
гриб mushroom
грім thunder
дешевий cheap
директор школи headmaster
дисципліна; порядок discipline
добрий kind
довідкове бюро airport information desk
дозвілля leisure
дорогий expensive
дорожній рух traffic
дружина wife
емблема emblem
жаль pity
жарт joke
жахливий terrible
жвавий lively
жираф giraffe
журнал register
завантажений heavy
завдання task
завуч staff head
задоволений pleased
задоволення pleasure
зайнятий busy
закінчити школу leave school
зал очікування waiting room
залізнична станція railway station
замість instead of
запізнення; затримка; запізнюватися; затримувати delay
запрошувати invite
заробляти earn
заснути fall asleep
зателефонувати make a phonecall
збирати pick up

здача, міняти change
здогадуватися guess
здоровий; у хорошій формі fit
зірка star
злива shower
злитися get angry
знак sign
знаходити find (found, found)
зручний cosy
зуб tooth
індик turkey
іноземна мова foreign language
інформатика computer sciences
Ірландія Ireland
історія history
Ісус Христос Jesus Christ
їхати на велосипеді ride a bicycle
казка; байка tale
капуста cabbage
касир cashier
каштанове дерево chestnut tree
каюта cabin
квартал block
кидати throw (threw, thrown)
клуба flower-bed
книжкова шафа bookcase
колекціонувати collect
кольоровий; різнобарвний
multicoloured
колядка carrol
конюшина shamrock
королева queen
кумедний funny
купе compartment
лагодити mend
легкий easy
листя leaves
лікувати treat
літати американськими авіалініями fly by American Airways
ловити; спіймати catch (caught, caught)
людина; особа person
люстра chandelier

м'ясо meat
мавпа monkey
магістраль; шосе highway
майстерня workshop
малювати; креслити draw (drew, drawn)
марка stamp
математика mathematics (maths)
мед honey
мило soap
місто city
модний fashionable
можливо perhaps
морква carrot
морозний frosty
морське узбережжя sea-coast
навчальний рік academic year
навчати teach
надворі outside
надійний reliable
наділений багатю уявою imaginative
найняти місцевого екскурсовода
hire a local guide
наляканий afraid
насолоджуватися admire
насправді indeed
натовп crowd
неправильно false
недолік disadvantage
носити форму wear uniform
обов'язок duty
обслуговувати serve
овочі vegetables
огірок cucumber
оголошувати announce
одержувати насолоду enjoy
один раз на рік once a year
одружений married
одяг clothes
окуляри glasses
онук grandson
онука granddaughter
онуки grandchildren

організований organized
організувати arrange
освіта education
оцінка mark
папір paper
папуга parrot
пара pair
пасажир passenger
Пасха Easter
пекти bake
перевага advantage
перевищувати (швидкість) exceed
(speed limit)
переповнений людьми overcrowded
перехрестя crossroad
персик peach
печиво cookies
піджак jacket
піти до школи start school
плавати swim
плата за проїзд fare
платити pay
племінник nephew
племінниця niece
площа square
повертати turn
подарунок; дарувати present
подорожувати; їхати travel
позашкільна діяльність after-school
activities
поїзд train
політ; рейс flight
посилати send (sent, sent)
похмурий dull
пошта post office
правила rules
правильно true
Прага Prague
працелюбний hard-working
приблизно about
прив'язувати tie
привабливий attractive
Приємної подорожі! Have a good trip!
приміряти try on
приносити bring (brought, brought)

провідник (проф.) guard
прогноз погоди weather forecast
прогулюватися; йти пішки walk
продавець shop-assistant
продукт product
продуктовий магазин grocery store
промова speech
проспати oversleep
прохолодний chilly
прямий straight
пудинг pudding
рахувати count
Рим Rome
ринок market
річка river
робот robot
родич relative
розклад timetable
розслаблений relaxed
розуміти understand (understood,
understood)
розумний; кмітливий intelligent
роль role
рот mouth
рукавичка mitten
рушниця gun
светр sweater
світлофор traffic lights
семестр term
сервант cupboard
середина middle
сила strength
сир cheese
сіль salt
сімейне дерево family tree
складати іспити (екзамени) take
exams
слизько slippery
сльота sleet
смачний tasty
солдатик soldier
сон dream
сонячно sunny
сповнений ентузіазму full of
enthusiasm

спортивний зал gymnasium
стадіон stadium
старанно; уважно carefully
статті articles
столиця capital
страва dish
стюардеса stewardess
суворий strict
супермаркет supermarket
телефонувати call
тигр tiger
тихий quiet
тінь shade
товариський; дружній sociable
тост toast
традиційний traditional
тротуар pavement
трудове навчання labour training
туманний foggy
турист tourist
тягнути pull out
уважний attentive
Угорщина Hungary
Уельс Wales
улюблений favourite
універмаг department store
ураган hurricane
урожай harvest
фарширований stuffed
фізика physics
фізкультура physical education

фільм film
фотографувати take photographs
фрукти fruit
хімія chemistry
хмарний cloudy
хобі; улюблене заняття hobby
хованки hide-and-peek
хоча though
цвітіння blossom
церква church
цукерки sweets
цукор sugar
чарівний світ magic world
чек check
чекати з нетерпінням look forward
черговий on duty
черепаха tortoise
чистити brush
чітко; зрозуміло clear
чоловік husband
чудовий lovely; wonderful
чуйний sensitive
чути hear (heard, heard)
шафа для одягу wardrobe
широкий broad
шматок piece
шумний noisy
як правило as a rule
Японія Japan
яскравий; здібний bright

THE FIRST TERM

LESSON 1	3
LESSON 2	4
LESSON 3	6
LESSON 4	7
LESSON 5	8
LESSON 6	10
LESSON 7	12
LESSON 8	14
LESSON 9	16
LESSON 10	19
LESSON 11	21
LESSON 12	24
LESSON 13	26
LESSON 14	29
LESSON 15	33
LESSON 16 (OPTIONAL)	35
LESSON 17	36
LESSON 18	38
LESSON 19	41
LESSON 20	44
LESSON 21	47
LESSON 22	50
LESSON 23	52
LESSON 24	54
LESSON 25	57
LESSON 26	59
LESSON 27	61
LESSON 28	63
LESSON 29	65
LESSON 30	67
LESSON 31	69
LESSON 32 (OPTIONAL)	70
LESSON 33	71
LESSON 34	73

THE SECOND TERM

LESSON 35	77
LESSON 36	80
LESSON 37	82
LESSON 38	84
LESSON 39	85
LESSON 40	87
LESSON 41	89
LESSON 42	91
LESSON 43	93
LESSON 44	95
LESSON 45 (OPTIONAL)	96
LESSON 46	97
LESSON 47	99
LESSON 48	101
LESSON 49	104
LESSON 50	106
LESSON 51	109
LESSON 52	111
LESSON 53	113
LESSON 54	115
LESSON 55	117
LESSON 56	119
LESSON 57	121
LESSON 58	123
LESSON 59 (OPTIONAL)	124
LESSON 60	125
LESSON 61	127
LESSON 62	128
LESSON 63	130
LESSON 64	132
LESSON 65 (OPTIONAL)	133
LET'S PLAY A GAME	134
ADDITIONAL READING	135
ENGLISH-UKRAINIAN DICTIONARY	151
УКРАЇНСЬКО-АНГЛІЙСЬКИЙ СЛОВНИК	155

ББК 81.2 АНГ-922
К 70

*Рекомендовано Міністерством освіти і науки України
(лист 1/11-242 від 22.01.2004 р.)*

Видано за рахунок державних коштів. Продаж заборонено.

Кучма М. О. та ін.

К 70 English: Підруч. для 4-го кл. (3-й рік навч.) загальноосвіт. навч.
К.; Ірпінь: ВТФ «Перун», 2004.— 160 с.: іл.

ISBN 966-569-089-2

ББК 81.

© М. О. Кучма, Л. І. І
В. М. Плахотник, 2
© ВТФ «Перун», 200

ISBN 966-569-089-2

Навчальне видання

КУЧМА Марія Олександрівна,
МОРСЬКА Лілія Іванівна,
ПЛАХОТНИК Василь Макарович

ENGLISH

**Підручник для 4-го класу,
третьй рік навчання**

Розробка серії та фотографії *В. Т. Бусела*

Відповідальна за випуск і редактор-коректор *С. В. Федченко*

Фаховий редактор *О. С. Сергєєва*

Художнє оформлення *О. В. Мягової*

Дизайн обкладинки, форзаців та шмуцтитулів *Є. О. Ільницького*

Комп'ютерна верстка *Ю. О. Маненка*

Координатори поліграфічного виконання *В. Д. Ковальчук, О. В. Паламарчук, Т. А. Я*

Видано за рахунок державних коштів. Продаж заборонено.

Підп. до друку 14.04.04. Формат 70x100/16. Гарнітура «Arial». Папір офсетний. Друк офс
Ум. друк. арк. 12,9. Ум. фарбовідб. 51,62. Обл.-вид. арк. 14,58. Тираж 160 тис. прим. Зам.

Видавничо-торгова фірма «Перун». 08200, Ірпінь, вул. Т. Шевченка, 4-а.

Свідоцтво про реєстрацію № 13710594 від 30.06.95.

Віддруковано в ЗАТ «Київська книжкова фабрика». 03151, м. Київ-151, вул. Ушинської
Свідоцтво: серія ДК № 787 від 28.01.2002 р.

SCANNER



PRINTER

**MICROPHONE
HEADPHONES**



DIGITIZING PAD

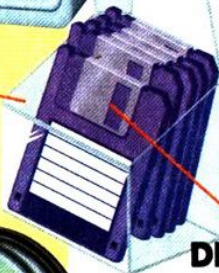
VIDEO MONITOR

**SPEAKER
L (left)**

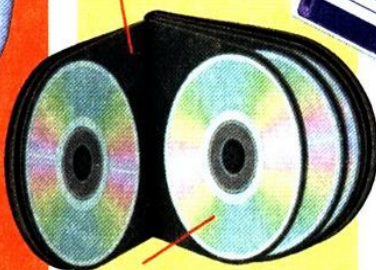


**DISKETTE
BOX**


**DISC
CASE**



DISKETTE



DISC




**MOUSE
DISC
STAND**




PERSONAL COMPUTER (PC)

COMPUTER



CD ROM




SPEAKER
R (right)

JOYSTICK

KEYBOARD



NOTEBOOK



MOUSE

PAD

