



ЦЕНТР НАВЧАЛЬНО-МЕТОДИЧНОЇ ЛІТЕРАТУРИ

Л.В. Калініна, І.В. Самойлюкевич

ENGLISH

2



Англійська мова

Підручник для
спеціалізованих шкіл
з поглибленим вивченням
англійської мови
2 клас



*Рекомендовано Міністерством освіти і науки,
молоді та спорту України*

Умовні позначення:



— Listen! / Послухай!



— Sing! / Заспівай!



— Talk with friends! / Спілкуйся з друзями!



— Talk with a friend! / Спілкуйся з другом!



— Play! / Пограй!



— Write with friends! / Напиши з друзями!



— Do it yourself! / Зроби сам!

Калініна Л.В., Самойлюкевич І.В.

К17 Англійська мова: підруч. для 2-го кл. спец. шк. з поглибл. вивч. англ. мови. – К. : Центр навч.-метод. л-ри, 2012. – 160 с.: іл.

ISBN 978-617-626-123-0.

УДК 811.111(075.2)
ББК 81.2АНГЛ-922

© Калініна Л.В., Самойлюкевич І.В.,
2012

© Центр навчально-методичної літе-
ратури, оригінал-макет, 2012

ISBN 978-617-626-123-0



CONTENTS

Let's recall! (Lessons 1—2)	4
Family (Lessons 3—11)	8
My morning (Lessons 12—20)	20
Weather in Autumn (Lessons 12—27)	34
School (Lessons 28—37)	44
Friends (Lessons 38—45)	58
Winter (Lessons 46—52)	70
Free time (Lessons 53—63)	80
Toys (Lessons 64—73)	96
Spring (Lessons 74—80)	112
Animals (Lessons 81—89)	122
About Myself (Lessons 90—98)	134
Summer (Lessons 99—105)	148
Vocabulary	156





LET'S START!

Lesson 1

Greet your friends



1. Listen and repeat! / Послухай та повтори.

— Hi! How are you?

— Fine, thanks. How are you?

— I'm fine, thanks. Glad to see you again.



2. Listen and sing! / Послухай та заспівай.

Back to School

Summer's over,
Oh, what fun!
Oh, what fun!
Oh, what fun!

Summer's over.
School has come.
School has come.
School has come.



3. Look and say! / Подивись та скажи.

Example: Hi, Cinderella! How are you?



4. Listen and compare! / Послухай та порівняй.

Example: Cinderella can dance. I can dance, too.

5. Name the letters! / Назви літери.

Example: river — R-I-V-E-R



6. Write about yourself! / Напиши про себе.

Use: I am ... now. I can ... and



Do it yourself! / WB, Ex. 1 (a-d).



Lesson 2

Talk about yourself and your friends



1. Listen and repeat! / Послухай та повтори.

— What is your full name?

— Ann Petrenko.

— How old are you?

— I'm seven.



2. Talk about yourself! / Розкажи про себе.

Use: My full name is I'm I've got



3. Talk with friends! / Спілкуйся з друзями.



- Hello, Dan.
- Hello, Mary.
- What have you got in your hand?
- A new toy.
- Show me, please.
- Here it is.
- Oh, it's yo-yo. I like it. Let's play.



4. Play! / Опиши казкових героїв.

Use:



It is
 She/he has got ... on.
 Her/his hair is
 She/he is very



5. Talk with a friend! / Спілкуйся з другом / подругою.

Use:

Have you got ... ?

... name?

How old ...?



6. Listen and read! / Послухай та прочитай.

a good boy

a clever dog

a nice girl

a big house



7. Write about yourself! / Напиши про нову іграшку.

I have got It is I like



Do it yourself! / WB, Ex. 2 (a–d).




Guess the fairy tale about a family

FAMILY

Lesson 3

Introduce your family members



1. Listen and repeat! / Послухай та повтори.

— This is our mum.

— This is our dad.

— And I'm Mary Poppins, your new nanny.

— Glad to meet you.



2. Play! / Представ дітей Мері Поппінс.

Example: This is our daughter, Jane.





3. Listen and say! / Послухай та скажи.

- Have you got a sister?
- Have you got a brother?
- Have you got an aunt?
- Have you got an uncle?

Yes, I have.

No, I haven't.

4. Look, match and say! / Подивись та скажи.

Example: My mum and my dad are my parents.

Parents	granddad and grandmum
Grandparents	an aunt and an uncle
Children	dad and mum
Relatives	a girl and a boy



5. Listen and name the sounds! / Послухай та назви звуки.

Aa			
[æ]	[eɪ]	Pp → [p]	Dd → [d]
dad	name	parents	dad
granddad	take	pen	granddad
grandma	Jane	grandparents	daughter
grandparents	apron	Poppins	children
family	table	plane	draw
rabbit		palace	dress

6. Read and say! / Прочитай та продовжи розповідь.

I have got two children. Jane is my daughter. Mike is my son.



7. Write with friends! / Напиши два речення про своїх родичів.

Example: I have got a grandma.

n__me d__d __arents __aughter gr__ndma



Do it yourself! / WB, Ex. 3 (a-d).



Lesson 4

Talk about your family



1. Listen and repeat! / Послухай та повтори.

- These are our relatives: aunts, uncles and cousins.
- They are very nice.
- Thank you. You are so kind.






2. Listen and say! / Послухай та скажи.

- This is my
- These are my
- That is my
- Those are my


3. Look and say! / Подивись та скажи.

Example: This is a grandparent. These are grandparents.



 **4. Talk with a friend!** / Спілкуйся з другом / подругою.

Use: This is That is
 These are Those are

 **5. Listen and name the sounds!** / Послухай та назви звуки.

Ee			
[i:]	[e]		
these	pen	Mm → [m]	Ss → [s]
read	ten	mum	sister
meet	relatives	grandma	this
tree	berry	my	son
bee	vest	Mary	parents
			skirt
			swan

6. Read and say! / Прочитай та назви інших родичів Майка і Джейн.

These are our grandparents. Those are our aunts and uncles.

 **Do it yourself!** / WB, Ex. 4 (a-d).



Lesson 5

Ask where your friend is from



1. Listen and repeat! / Послухай та повтори.

- Please, meet Lily, our girl-cousin.
- Nice to meet you, Lily. I'm Mary.
- Glad to meet you, too. Where are you from, Mary?
- I'm from Britain.



2. Listen and point! / Послухай та покажи.

Where Are You from?

- Please, meet Jane.
- Where are you from?
- I'm from Spain.
- Please, meet Dane.
- Where are you from?

- I'm from Ukraine.
- Please, meet Miss Mitten.
- Where are you from?
- I'm from Britain.



3. Talk with a friend! / Спілкуйся з другом / подругою.

Where are you from?

I'm from Ukraine.

4. Talk with friends! / Спілкуйся з друзями.
 Use: I have got a His/her name is
 He/she is He/she is from

5. Listen and read! / Послухай та прочитай.

li			
[aɪ]	[i]	Ww → [w]	Li → [l]
Mike	Lily	where	Lily
bright	this	what	little
kite	big	we	lamp
white	little	white	Leo
nice	pig	when	long
		with	

6. Read and say! / Прочитай та скажи, звідки діти.
 — I'm Lily. I'm from Britain.
 — I'm Leo. I'm from Britain.

7. Write with friends! / Склади та запиши речення.
 are, from, you, where? Ukraine, I, from, am.

Do it yourself! / WB, Ex. 5 (a-d).



Lesson 6

Ask about relatives



1. Listen and repeat! / Послухай та повтори.

— Have you got many relatives?

— Sure, we've got parents, grandparents and cousins.

— What a big family!



2. Listen and repeat! / Послухай та повтори.

I've got a mother.

I've got a father.

I've got my brother Paul.

I've got two girl-cousins.

I've got three boy-cousins.

Oh, I love them all.

3. Look and say! / Подивись та скажи.

Example: I have got a granddad.



4. Talk with a friend! / Спілкуйся з другом / подругою.

Use: Have you got ...?

5. Listen and read! / Послухай та прочитай.

Oo			
[əʊ]	[v]	Nn → [n]	Hh → [h]
so	got	no	have
no	not	not	how
nose	doll	nose	has
rose		nut	Helen
		aunt	Hello

6. Read and say! / Послухай та назви інших родичів.

Our family is big. We have got parents, grandparents, cousins and other relatives.

7. Write with friends! / Напиши з друзями.

Use: My family is I have got

Do it yourself! / WB, Ex. 6 (a-d).



Lesson 7

Describe your relatives' appearance

1. Now I can see you are twins.

2. Right! We have got blue eyes.

3. And we have got fair hair.

4. And you have got the same clothes on. Who is who?



1. Listen and repeat! / Послухай та повтори.

— Now I can see you are twins.

— Right! We have got blue eyes and fair hair.

— And you have got the same clothes on. Who is who?

2. Look and say! / Подивись та порівняй.

Use: Jane and Mike have got the same Jane has got ..., but Mike has got



3. Play! / Опиши родичів з казки «Mary Poppins».
Example: I have got a boy-cousin. He has got blue eyes and fair hair.



4. Talk with a friend! / Спілкуйся з другом / подругою.

Who has got ... ?

Has she/he got ... ?



5. Listen and read! / Послухай та прочитай. Скажи, який спільний звук є у кожній групі слів.

twins	have	Britain
what	has	Mary
where	who	relatives

6. Read and point! / Прочитай та покажи.



She has got blue eyes and long brown hair. She has got a blue dress on.



7. Write with friends! / Напиши з друзями.

Lily has got

Her hair is

Her nose is



Do it yourself! / WB, Ex. 7 (a–d).



Lesson 8

Describe your relatives' character



1. Listen and repeat! / Послухай та повтори.

- I like Miss Mary a lot.
- Me, too. She is so kind and jolly.
- But sometimes she is strict.



2. Play! / Опиши родичів родини.



Example: Mrs. Banks is very kind.



3. Talk with a friend! / Спілкуйся з другом / подругою.

Use: My ... is ... but sometimes

4. Look and say! / Подивись та скажи.

Who is kind? Who is jolly?



5. Listen and read! / Послухай та прочитай. Скажи, який спільний звук є у кожній групі слів.

miss	think	Jane
Mary	miss	jolly
sometimes	strict	jeans

6. Read and say! / Прочитай та скажи, чи все вірно.

Jane is my sister. She is very kind, but sometimes she is strict. I love her!



Do it yourself! / WB, Ex. 8 (a–d).

Lessons 9–11 РЕЗЕРВНІ УРОКИ



Guess the fairy tale about appearance

MY MORNING

Lesson 12

Talk about your morning



1. Listen and repeat! / Послухай та повтори.

- Please, wash your face and clean your teeth.
- OK, mum.
- Now, brush your hair.
- Sure.



2. Play! / Розкажи про ранок казкових героїв.

Use: I wash ... in the morning. Then I ... and



3. Listen and sing! / Послухай та заспівай.

Every Morning

In the morning brush your hair,
Wash your face, clean your teeth.
Every the morning brush your hair,
Wash your face, clean your teeth.

4. Look and say! / Подивись та скажи.



Example: I brush my hair in the morning.



5. Listen and read! / Послухай та прочитай.

Bb → [b]

brush

body

boy

brother

Ff → [f]

face

friend

funny

fair

Tt → [t]

teeth

tail

twins

toy

short

6. Read and point! / Прочитай та покажи.

Every morning I wash my face and clean my teeth.
Then I brush my hair and make a ponytail.



7. Write with friends! / Напиши з друзями.

We ... every morning. Then we ... in the morning.



Do it yourself! / WB, Ex. 9 (a-d).



Lesson 13

Talk about your morning exercises



1. Listen and repeat! / Послухай та повтори.
— Let's do our morning exercises.
— Great!
— Hands up! Hop! Hop!
— What fun!



2. Play! / Покажи та скажи, як герої казки роблять зарядку.

Use: I do ... every morning.

I hop on Then I



3. Listen and sing! / Послухай та заспівай.

Hokey-Pokey

I put my right hand in,
I put my right hand out.
I put my right hand in,
And shake it all about.

I do the hokey-pokey
And turn myself around.
That's what it's all about.

4. Look and say! / Послухай та скажи.

Example: Put your hands up!



5. Listen and read! / Послухай та прочитай.

	Gg	
Hh → [h]	[g]	[dʒ]
hop	great	George
hands	game	porridge
have	glove	
heart	green	

6. Read and do! / Прочитай та виконай дії.

Every morning I do my morning exercises. I put my hands up and down. Then I hop on my right foot and on my left foot. What fun!



7. Write with friends! / Напиши з друзями.

Put your
Put
Hop on your ...
Hop



Do it yourself! / WB, Ex. 10 (a-d).



Lesson 14

Talk about clothes



1. Listen and repeat! / Послухай та повтори.

— I like this skirt.

— Me, too. You can put on a blue blouse.

— OK. It is beautiful.



2. Play! / Розкажи про одяг казкових героїв.

Example: The Queen has got a beautiful dress on.



3. Listen and sing! / Послухай та заспівай.

Clothes

Put on your skirt, nice white skirt.
Put on your blouse, new blue blouse.
Put on your shoes, dark grey shoes.
You look wonderful today!

4. Look and say! / Подивись та скажи.

Use: Put on



5. Listen and read! / Послухай та прочитай.

Uu		
[u:]	[ʌ]	
beautiful	mum	Kk → [k]
you	jumper	skirt
Ukraine	nut	like
blue	ugly	neck
		black

6. Read and say! / Прочитай та дай відповіді.

I have got a red dress on.
I like it a lot. My shoes are red, too.
They are beautiful.

Has the princess got a dress on? What colour shoes has she got? Has she got a hat on? Is she beautiful?



7. Write with friends! / Напиши з друзями.

Use: She/he has got ... on. It is She/he hasn't got




Do it yourself! / WB, Ex. 11 (a-d).



Lesson 15

Talk about breakfast



1. Listen and repeat! / Послухай та повтори.
— Breakfast is ready, dear!
— Can I have some porridge, please?
— Here it is.



2. Play! / Розкажи про сніданок казкового героя.
Use: I have some ... and ... in the morning.



3. Listen and sing! / Послухай та заспівай.



Polly, Put the Kettle on

Polly, put the kettle on. Polly, put the kettle on.
 Polly, put the kettle on. We'll all have tea.



4. Talk with a friend! / Спілкуйся з другом / по-другою.

Example: — Can I have some bread and butter, please?
 — Here it is.



5. Listen and read! / Послухай та прочитай.

	th	
	[θ]	[ð]
sh → [ʃ]	thanks	this
sheep	thank you	that
she	three	these
fish	theatre	those
shorts	mouth	they
shame		the

6. Read and say! / Прочитай та порівняй зі своїм сніданком.

Breakfast is ready. I have some porridge, but no milk.
 My parents have bread and butter. We all have tea.



7. Write with friends! / Склади та запиши меню королівського сніданку.



Do it yourself! / WB, Ex. 12 (a-d).



Lesson 16

Talk about a morning walk



1. Listen and repeat! / Послухай та повтори.

— Let's have a morning walk.

— With pleasure. Let's visit our friends.

— OK.




2. Play! / Пограй.

Use: I visit ... in the morning. This is the way to
That is Those are

3. Look and say! / Опиши ранкову прогулянку дітей.

Use: The children have ... every morning. They can see They can



 **4. Talk with a friend!** / Спілкуйся з другом / по-другою.

Use: Let's With pleasure.

 **5. Listen and read!** / Послухай та прочитай.

Сс

Rr → [r]	[s]	[k]	ck → [k]
red	face	cat	black
pretty	city	cousin	clock
round	nice	uncle	neck
real	ice	clock	stick
read		car	brick
relatives		classroom	jacket

6. Read and say! / Прочитай та скажи.

We like to have a morning walk. We can go to the wood and play together. Then we can visit our friends. What fun!

 **7. Write with friends!** / Напиши з друзями.



They can go

They can

They

 **Do it yourself!** / WB, Ex. 13 (a-d).



Lesson 17

Talk about morning weather



1. Listen and repeat! / Послухай та повтори.

- Nice and bright this morning!
- It is so warm outside.
- Let's have a morning walk.
- I like it a lot!



2. Play! / Розкажи про ранкову прогулянку героїв казки.

Use: It is ... and ... in the morning. It is so ... outside.
... is beautiful. I like



3. Listen and point! / Послухай та покажи.

Tongue-twister

Hick and Jill go up the hill early in the morning.



4. Talk with a friend! / Спілкуйся з другом / по-другою.

Use: ... this morning! ... outside! Let's
With pleasure!



5. Listen and read! / Послухай та прочитай.

Bb → [b]

breakfast

bread

butter

beautiful

bright

Hh → [h]

hill

hands

here

hop

hind

Cc → [k]

cat

cousin

neck

clock

6. Read and say! / Прочитай та назви імена казкових героїв.



- Nice and bright this morning.
- It is so warm outside.
- The hill is so beautiful.
- Let's go up the hill.



7. Write with friends! / Напиши про погоду.

Use: outside, morning, beautiful, warm, bright.




Do it yourself! / WB, Ex. 14 (a–d).

Lessons 18–19

Check yourself!

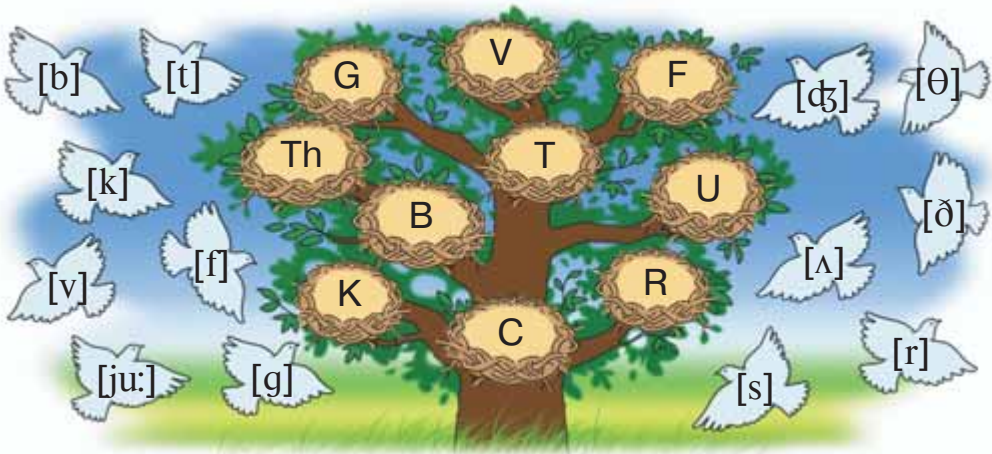
1. Recall and say! / Подивись та назви родичів.



2. Recall and talk with a friend! / Поговори з другом / подругою про свій ранок.

3. Recall and talk with friends! / У робочому зошиті виріж малюнки до казок “Mary Poppins” або “Snow White” та зроби книжечку. Пограй у казки з друзями.

4. Recall and match! / З’єднай літери та відповідні звуки.



5. Recall and read! / Прочитай та скажи, скільки родичів має дівчинка, і що хлопчик робить вранці.

I have got a big family: parents, grandparents, a sister and a brother. My other relatives are two boy-cousins, an aunt and an uncle.



I wash my face, clean my teeth and brush my hair every morning. Then I do my morning exercises. I have breakfast with my family. I like to have a morning walk.

6. Recall and write! / Допиши речення про себе.

My name is (ім'я) I'm from (країна) I am (вік)

I have some ... in the morning. But I have no I like to have

I put on I have got ... on. My

Lesson 20 РЕЗЕРВНИЙ УРОК



AUTUMN

Lesson 21

Talk about autumn colours



- 1. Listen and repeat!** / Послухай та повтори.
 — Look! The leaves are red, yellow and brown.
 — No wonder, it's golden autumn now. I like September.
 — Me, too.



- 2. Listen and point!** / Послухай та покажи.



In Autumn

Leaves are yellow
 And clouds are white.
 Blue is the sky.
 Good-bye, butterfly!



- 3. Talk with a friend!** / З другом / подругою склади речення про осінь.

Example: The flowers are beautiful in autumn.



4. Look and say! / Скажи, де ти можеш побачити листя восени.

Example: The leaves are in the trees.



5. Listen and read! / Послухай та прочитай.

Every letter makes a sound.
Y makes [aɪ], and [j] and [i].

Yy				
[aɪ]	[j]	[i]	oo → [ʊ]	ow → [aʊ]
fly	yellow	lovely	book	now
sky	yo-yo	pretty	look	brown
butterfly		happy	good	cow
my		funny	wood	

6. Read and say! / Прочитай та скажи, що подобається казковому герою.

It is golden autumn now. The leaves are red, yellow and brown. I like September. Autumn is a beautiful season.



7. Write with friends! / Напиши з друзями.

September

The leaves are ... ●, ... ●, and ... ●. The sky is ... ●.
The grass is ... ●. Autumn is ... ●.



Do it yourself! / WB, Ex. 15 (a-d).



Lesson 22

Talk about warm weather in autumn



1. Listen and repeat! / Послухай та повтори.

- What warm October weather!
- We can go to the park.
- With pleasure.



2. Listen and say! / Послухай та скажи, чи можна йти на прогулянку.

The day is warm, the sun is bright.
It's fine October weather outside.



3. Talk with a friend! / Спілкуйся з другом / по-другою.

Examples:

- | | |
|---------------------------|-----------------------------|
| A. — What lovely weather! | B. — Isn't it a lovely day! |
| — Let's go to the park! | — Let's go to the zoo. |
| — OK! | — Great! |



4. Talk with friends! / Спілкуйся з друзями.

Use:

We can go to the farm.

Great!



5. Listen and read! / Послухай та прочитай.

Every letter makes a sound.

Z makes [z].

X make [ks].

Zz → [z]

zoo

zebra

Xx → [ks]

fox

box

ar → [ɑ:]

park

car

farm

yard

6. Read and say! / Прочитай та скажи, що казкові герої можуть робити в таку погоду.



1. What warm October weather!

3. Let's go up to the hill.

4. With pleasure.

2. Isn't it a lovely day!



7. Write with friends! / Напиши з друзями.

Use: Isn't it a ... day in October! What ... weather!
It is so ... and We can



Do it yourself! / WB, Ex. 16 (a-d).



Lesson 23

Talk about cold weather in autumn



1. Listen and repeat! / Послухай та повтори.

- It's rainy and chilly in November.
- And the wind is quite strong.
- Please, take care.



2. Listen and say! / Послухай та скажи, про яку погоду йдеться.

Rain, rain, go away!
 Little children
 want to play.



3. Talk with a friend! / Спілкуйся з другом / подругою.

Use:

It's ... in November.

It is ... today.

4. Look and say! / Подивись та скажи.

Example: It is rainy and windy. It is warm and sunny.



5. Listen and read! / Послухай та прочитай.

Every letter makes a sound.

Q makes [kw],

J makes [dʒ]

qu → [kw]

quite

quilt

queen

Jj → [dʒ]

Jane

jeans

jam

Jill

ng → [ŋ]

strong

long

morning

evening

6. Read and say! / Прочитай та дай пораду казковому герою.

It is so rainy and chilly in November. The wind is quite strong. I can't go outside.



7. Write with friends! / Напиши з друзями.

Use: chilly/warm, rainy/sunny, windy/fine, cloudy/clear.



Do it yourself! / WB, Ex. 17 (a-d).



Lesson 24

Talk about autumn in the wood



1. Listen and repeat! / Послухай та повтори.
 — The wood is so rich in mushrooms and nuts.
 — And berries, too.
 — Let's gather berries.




2. Listen and point! / Послухай та покажи.

In the Wood



Berries, mushrooms, nuts — clap!
 Berries, mushrooms, nuts — clap!



Berries, mushrooms,
 Berries, mushrooms, nuts — clap!
 Berries, mushrooms.



3. Talk with a friend! / Спілкуйся з другом / по-другою.

Use:

The wood is so rich in

Let's gather

4. Look and say! / Подивись та скажи.

Use: The wood is rich in We can gather
... in autumn.



5. Listen and read! / Послухай та прочитай. Скажи, який спільний звук є у кожній групі слів.

nuts	berries	gather
mushrooms	mushrooms	they
up	bright	that
sun	rain	then
	strong	those

6. Read and say! / Прочитай запрошення та скажи, хто його написав.

Dear Snow White!
Please, come and visit us. The wood is so rich in mushrooms and berries. We can gather nuts, too.



7. Write with friends! / Напиши з друзями.

Dear ... ,
Thank you so much!
I love They are Let's

Snow White

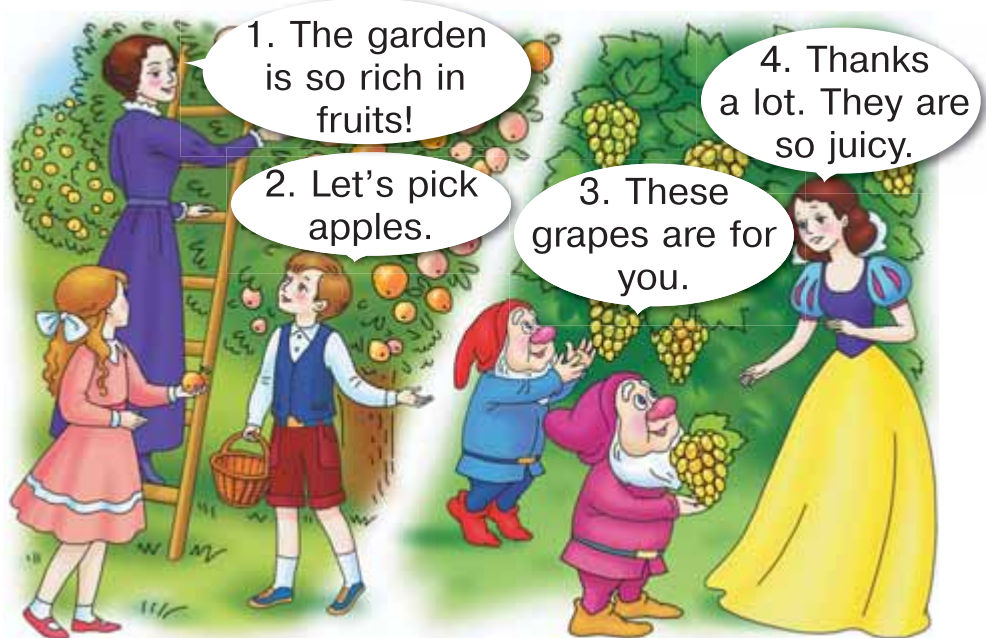


Do it yourself! / WB, Ex. 18 (a-d).



Lesson 25

Talk about autumn in the garden



1. Listen and repeat! / Послухай та повтори.

- The garden is so rich in fruits!
- Let's pick apples.
- These grapes are for you.
- Thanks a lot. They are so juicy.



2. Play! / Пограй у казку.

Use: These ... are for you. This ... is for you.



3. Talk with a friend! / Спілкуйся з другом / подругою.

Use:

The garden is so rich in

Let's pick

4. Look and say! / Скажи, чим багатий осінній сад.

Example: The garden is rich in We can pick
... juicy.



5. Listen and read! / Послухай та прочитай.

Apples, berries, pears, fruits, nuts, juicy, season, September.

6. Read and say! / Прочитай та скажи, куди запрошуються діти.

*Dear children,
The garden is rich in fruits. Please, come and help
to pick apples, pears and plums.*

*Snow White and
the Seven Dwarfs*



7. Write with friends! / Напиши з друзями відповіді.



— What can you see
in the garden in autumn?



— What can you pick
in the garden?



— What fruits are juicy?

— Are these pears for me?



Do it yourself! / WB, Ex. 19 (a–d).

Lessons 26—27 РЕЗЕРВНІ УРОКИ



SCHOOL

Lesson 28

Talk about a lesson start



1. Listen and repeat! / Послухай та повтори.

- Good morning, children! Please, sit down!
- May I come in? I'm sorry, I'm late.
- Never mind!



2. Listen and sing! / Послухай та заспівай.

I'm Sorry I'm Late

- I'm sorry, I'm sorry,
I'm sorry I'm late.
- That's OK. Never mind.
Never mind. Take your seat.



3. Play! / Попроси дозволу увійти в клас.

Use: May I ...? I'm sorry ...



4. Talk with friends! / Спілкуйся з друзями.

Example: May I take a seat?



5. Listen and read! / Послухай та прочитай.

ch → [tʃ]

ea → [i:]

child

bench

seat

teacher

children

teacher

read

clean

chair

season

please

6. Read and say! / Прочитай та дай відповідь.

This is my classroom.

The teacher is at the board.

My classmates are at the desks.

I'm late. What can I do?



7. Write with friends! / Напиши з друзями.

Good morning, ...

Never mind, ...

May I come in? I'm sorry I'm late.



Do it yourself! / WB, Ex. 20 (a-d).



Lesson 29

Talk about school things



1. Listen and repeat! / Послухай та повтори.

- Look! This is a pencil-box and that is a ruler.
- May I take it, please?
- Here it is.
- Thank you.



2. Talk with a friend! / Спілкуйся з другом / подругою.

- | | | |
|-------------------|--|-------------------|
| — What's this? | | — What's that? |
| — This is a | | — That is a |



3. Listen and sing! / Послухай та заспівай.

Here It Is

- | | |
|----------------------------|-----------------|
| — May I take a pen? | Here it is. |
| May I take a pencil? | — Thanks a lot. |
| — May I take a pencil-box? | Thanks a lot. |
| Here it is. | — Any time. |





4. Talk with friends! / Спілкуйся з друзями.

Example: — May I take a ruler, please?
— Here it is.



5. Listen and read! / Послухай та прочитай.

 a pen + s →  pens

 a pencil-box + es →  pencil-boxes

an eraser — erasers

a copybook — copybooks

a ruler — rulers

a schoolbag — schoolbags

a desk — desks

a pencil-box — pencil-boxes

a pencil — pencils

a bookmark — bookmarks

a pen — pens

a fox — foxes

6. Read and point! / Прочитай та покажи предмети.

— What's this?

— This is a bookmark.

— And what's that?

— That's an eraser.

— May I take it, please?

— Here it is.

— Thanks.



7. Write with friends! / Напиши з друзями шкільні предмети в однині та множині.



Do it yourself! / WB, Ex. 21 (a-d).



Lesson 30

Ask where ...



1. Listen and repeat! / Послухай та повтори.

- Where is my folder?
- Is it under your desk?
- Yes, it is. Phew!



2. Listen and sing! / Послухай та заспівай.

Where is it?

Where is it?	Is it on the board?
Where is it?	No, it isn't.
I can't find it.	Is it under your desk?
Is it on the floor?	Yes, it is. Phew!
No, it isn't.	

3. Look and say! / Подивись та скажи.

Example: The book is on the desk.





4. Talk with a friend! / Спілкуйся з другом / подругою.

Use: Where is ...? It's

5. Listen and read! / Послухай та прочитай.

wh → [w]

what, where

What is it?

Where is it?

wh → [h]

who, whose

Who is it?

Whose pen is it?

6. Read and point! / Прочитай та знайди відповідь.

I can't find my daybook. It isn't on the desk.
It isn't under the book. Where is it?



7. Write with friends! / Напиши відповіді на запитання.

Where is your schoolbag? Where is your ruler? Is your daybook on the desk? Is your folder on the floor?



Do it yourself! / WB, Ex. 22 (a-d).



Lesson 31

Ask how many ...



1. Listen and repeat! / Послухай та повтори.

— How many windows have we got in the classroom?

— Four.

— You are right.



2. Listen, point and say! / Послухай, покажи та скажи.

10	2	3	8	5	7	9	4	6	1
----	---	---	---	---	---	---	---	---	---



3. Listen and sing! / Послухай та заспівай.

Numbers

How many copybooks, copybooks, copybooks.

How many copybooks?

One, two, three.

How many folders, folders, folders?

How many folders?

Four, five, six.

How many pictures, pictures, pictures?

How many pictures?

Seven, eight, nine.

How many children, children, children?

How many children?

They are ten.



4. Talk with a friend! / Спитай друга / подругу, скільки чого в класі.



5. Listen and read! / Послухай та прочитай.

one desk

eleven desks

two windows

twelve windows

three pens

thirteen pens

1 one — 11 eleven

2 two — 12 twelve

3 three — 13 thirteen

6. Read and say! / Прочитай, скільки чого є на малюнку (стор. 50), і порівняй зі своїм класом.

Example: We have got one door, too.



7. Write with friends! / Напиши, яких шкільних предметів у твоєму класі 11, 12 і 13.

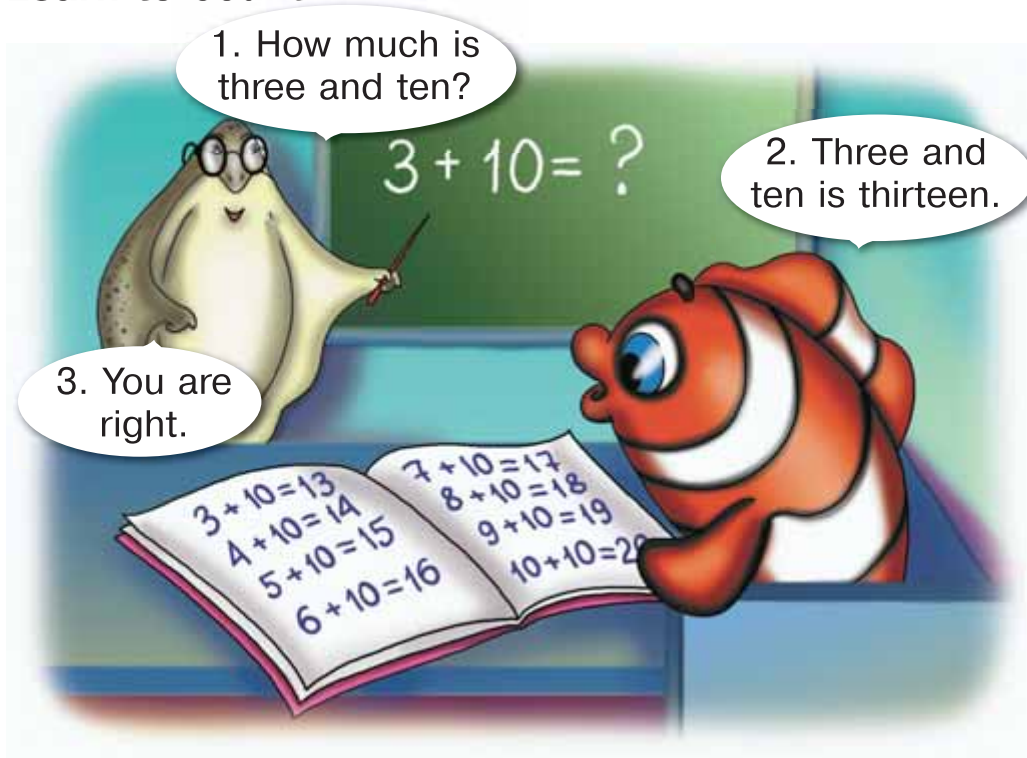


Do it yourself! / WB, Ex. 23 (a–d).



Lesson 32

Learn to count



1. Listen and repeat! / Послухай та повтори.

— How much is three and ten?

— Three and ten is thirteen.

— You are right.



2. Play! / Ти — вчитель. Навчи учнів рахувати до 20-ти за допомогою прикладів на малюнку.

Use: How much is ... and ...?



3. Listen and point! / Послухай та покажи.

How Old?




I've got a sister.
 Her name is Lynn.
 How old is she?
 She is eighteen.





I've got a brother.
His name is Sandy.
How old is he?
He is twenty.



 4. Talk with friends! / З друзями навчись рахувати від 1 до 20 та від 20 до 1.

5. Listen and read! / Послухай та прочитай.

fourteen desks
fifteen boys
sixteen girls
seventeen children
eighteen classrooms
nineteen schoolbags

four + teen = fourteen
five + teen = fifteen
six + teen = sixteen
nine + teen = nineteen

6. Read, point and say! / Прочитай та знайди правильну відповідь.

seven and six = ?

five and eleven = ?

13

12

17

16

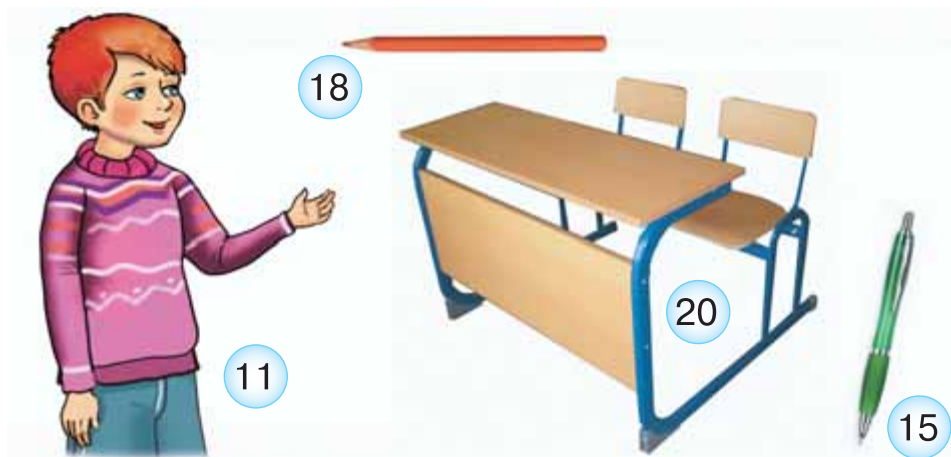
eight and nine = ?

ten and two = ?



7. Write with friends! / Напиши з друзями.

Example: 11 → eleven boys.

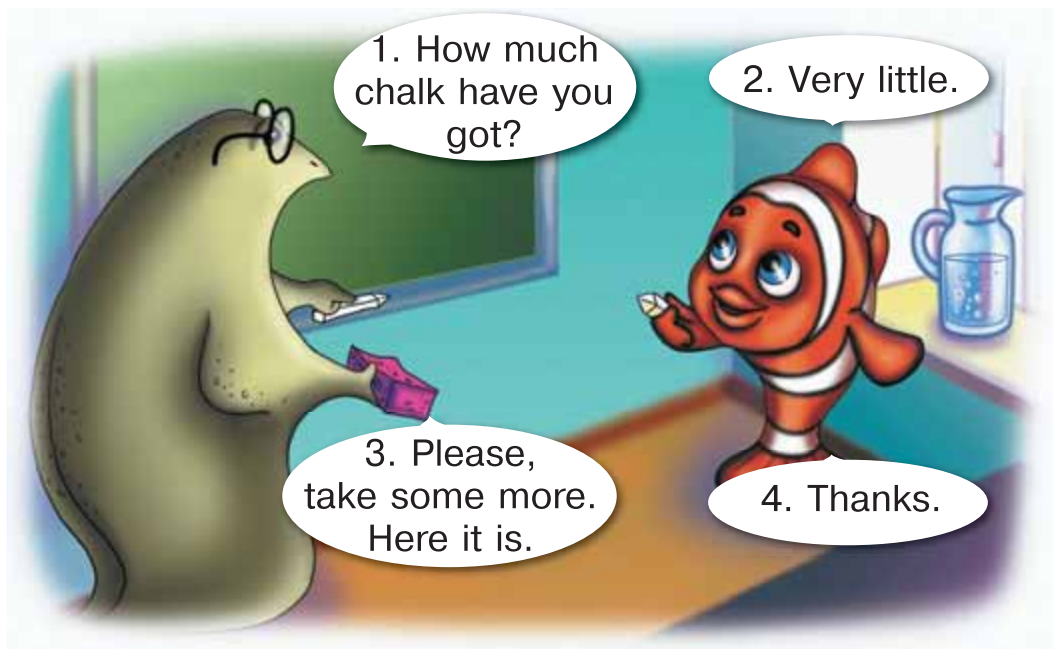


Do it yourself! / WB, Ex. 24 (a-d).



Lesson 33

Give instructions



1. Listen and repeat! / Послухай та повтори.

- How much chalk have you got?
- Very little.
- Please, take some more. Here it is.
- Thanks.



2. Play! / Попроси друзів зробити дії:

Example: Go to the board, please.

Go to ... , please. Take ... , please. Please, write
Draw ... , please. Sit ... , please.

3. Look and say! / Дай відповіді на запитання.

Example: I have got much / little chalk.

How much chalk		have you got?
water		
lemonade		
coffee		



4. Talk with a friend! / Спілкуйся з другом / по-другою.

Use: How much ... have you got?
I've got



5. Listen and read! / Послухай та прочитай.

Це можна порахувати!	How many	pens pencils	have you got?
Це не можна порахувати!	How much	chalk water	have you got?

How many desks have you got?
How many folders have you got?
How many pencils have you got?

How much chalk have you got?
How much coffee have you got?
How much water have you got?

6. Read and do! / Прочитай та виконай дії.

Please, stand up.
Go to the board.
Take the chalk.
Draw a cat.
Clean the board.



7. Write with friends! / Напиши з друзями числа 11, 15 і 20 словами.




Do it yourself! / WB, Ex. 25 (a-d).



Lesson 34

Talk about your schoolbag



- 1. Listen and repeat! / Послухай та повтори.**
 — Please, put your copybooks into your folder.
 — All right.
 — Don't forget your pencil-box.
 — Where is it? I can't find it.
 — Here it is.



- 2. Play! / Розкажи, як ти складаєш портфель.**

Use: I put ... in my schoolbag. Then I have got



- 3. Talk with a friend! / Спілкуйся з другом / подругою.**

Use: Please, put Oh, I have got
 Put OK.
 Don't forget Thanks.

4. Look and say! / Подивись та скажи.

Example: I put my pencil-box into my schoolbag every morning.



5. Listen and read! / Послухай та прочитай.

Put your pen into your pencil-box.

Put your books into your schoolbag.

Put your copybooks into your folder.

Don't put a toy into your schoolbag.

Don't put a pencil into your folder.

Don't forget your pencil-box.

6. Read and say! / Прочитай та скажи, які поради ти виконуєш.

Use: I ... every day.

Don't forget!

Put your books into your schoolbag.

Put your copybooks into your folder.

Don't put an eraser into your book.

Don't put any chalk into your pencil-box.



7. Write with friends! / Напиши з друзями, які речі на малюнку не слід класти у портфель.



Do it yourself! / WB, Ex. 26 (a-d).



Lessons 35—37 РЕЗЕРВНІ УРОКИ




Guess the fairy tale about friends

FRIENDS

Lesson 38

Ask about friends



1. Listen and repeat! / Послухай та повтори.

- Have you got many friends?
- Sure, I have. They are Parrot, Nala and Monkey.
- Who is your best friend?
- Nala. She is a lion-cub.



2. Play! / Представ своїх друзів.

Example: This is my friend, Parrot. It is a bird.
Please, come and meet Parrot.



3. Talk with a friend! / Спілкуйся з другом / по-другою.

Use: — Have you got ...?
— Sure, I have. They are



4. Listen and sing! / Послухай та заспівай.

Friends

The more we get together,
together, together,
The more we get together,
The happier we'll be.
For your friend is my friend
And my friend is your friend.
The more we get together,
The happier we'll be.



5. Listen and read! / Послухай та прочитай.

	ee → [i:]	ph → [f]
meet	three	elephant
feet	tree	dolphin
bee		

6. Read and say! / Прочитай та скажи про кого йдеться.



These are my friends. They are very nice. This is a clever bird and that is a funny monkey.



7. Write with friends! / Напиши запитання до відповідей.

Sure.

Nala.

She is a lion-cub.




Do it yourself! / WB, Ex. 27 (a–d).



Lesson 39

Introduce your best friend



- 1. Listen and repeat!** / Послухай та повтори.
 — Please, Parrot, meet my best friend Nala.
 — Nice to meet you, Parrot.
 — Nice to meet you, Nala.



- 2. Play!** / Скажи, що можуть робити казкові друзі.
 Use: Please, meet He/she is He/she can ...
 high/fast/far.



- 3. Talk with a friend!** / Спілкуйся з другом / подругою.
 Use: — Who is your best friend?
 — He/she is He/she can



- 4. Listen and repeat!** / Послухай, повтори та покажи.

Friends

Look at the photo.
These are my friends.
Nala and Parrot.



Where are you from?
They are from Africa, lovely Africa.
Where are they now?
They are in Africa, lovely Africa.



5. Listen and read! / Послухай та повтори.

jump and run
swim and play

sing and dance
read and write

fly + see =
fly and see

6. Read and point! / Прочитай та покажи.

I'm a bird. I can



and



I'm a lion. I can



and



I'm a monkey. I can



and



I'm Rafiki. I can



and



7. Write with friends! / Дай відповіді на питання.

	Yes	No
1. Can you swim far?	<input type="checkbox"/>	<input type="checkbox"/>
2. Can you jump high?	<input type="checkbox"/>	<input type="checkbox"/>
3. Can you run fast?	<input type="checkbox"/>	<input type="checkbox"/>
4. Can you see far?	<input type="checkbox"/>	<input type="checkbox"/>
5. Can you fly high?	<input type="checkbox"/>	<input type="checkbox"/>



Do it yourself! / WB, Ex. 28 (a-d).



Lesson 40

Describe your friend's appearance



1. Listen and repeat! / Послухай та повтори.

— Look at the photo.

— What a pretty girl! She is tall and slim. She has got a nice skirt on.

— She is my English friend.

— Wow!



2. Play! / Опиши зовнішність англійських друзів казкового героя.

Use: The lion has got They are

The girl is She has got

3. Look and say! / Подивись та скажи.

Use: He/she has got ... face;

... hair;

... nose;

... ears;

... mouth;

... eyes.





4. Talk with a friend! / Спілкуйся з другом / по-другою.

Example: The girl has got a blue skirt on.



5. Listen and read! / Послухай та прочитай.

ir → [ɜ:]

shirt

t-shirt

skirt

bird

girl

birthday

The girl has got a nice skirt on.

The boy has got a bright shirt on.

The dwarf has got a red T-shirt on.

6. Read and say! / Прочитай та скажи, про кого йдеться.

This is a face.

The eyes are small.

The nose is long.

The mouth is red.

The ears are big.

Who is it?

(an elephant)



7. Write with friends! / Напиши з друзями.

Use: It is He/she has got His/her ... is
His/her ... are



Do it yourself! / WB, Ex. 29 (a-d).



Lesson 41

Describe your friend's character



1. Listen and repeat! / Послухай та повтори.

— Now, you are our King! Please, be brave!

— Please, be just!

— Please, be our friend!

— I am your friend!



2. Play! / Опиши характер казкового друга.

Use: ... is my good friend. She/he is ... , ... and

I love



3. Listen and sing! / Послухай та заспівай.

Be Polite

Let us try to be polite
in everything we do.

Remember always
to say 'please'
and don't forget
'thank you'.



4. Talk with friends! / Поспілкуйся з друзями.

Who is your best friend? Is he/she polite? Is he/she just? Is he/she kind?

5. Listen and read! / Послухай та прочитай.

Please, be polite!

Please, be kind!

Please, be brave!


Please, be just!

Please, be wise!

6. Read and say! / Прочитай та скажи, чому Нала подобається молодому леву.



This is my best friend,
Nala. She is very kind,
brave and just. She can
run fast and jump high.
I love her a lot.



7. Write with friends! / Напиши про риси характеру друзів.

Use: *polite, kind, just, wise, brave.*

... is polite and wise. ... is kind and brave.




Do it yourself! / WB, Ex. 30 (a-d).



Lesson 42

Compliment your friend



1. Listen and repeat! / Послухай та повтори.

- We are so proud of you! You are just!
- You are wise!
- You are brave!
- Thank you, my friends! I am proud of you.



2. Play! / Скажи, чому ти пишаєшся казковим другом.

Use: I am proud of She/he is ... , ... and
I love ... a lot.



3. Listen and sing! / Послухай та заспівай.

I'm Proud of My Friend

- I'm very proud of my friend.
- Me, too.
- He is just and kind.

He is brave and wise.
He is nice and polite.
I'm very proud of my friend.

4. Look and say! / Скажи, чому можна пишатися дітьми.



Use: He/she is He/she can I'm proud



5. Listen and read! / Послухай та повтори.

— Nice to <u>meet</u> you.	— Nice to meet <u>you</u> .
— I'm <u>proud</u> of you.	— I'm proud of <u>you</u> .
— How <u>are</u> you?	— How are <u>you</u> ?

6. Read and say! / Прочитай та покажи відповідні малюнки.



I'm proud of my friends. Nala is so kind.
Parrot is so wise. Monkey is so just.
Gira is so polite. I love them all.



7. Write with friends! / Напиши з друзями.

Be Our Friend!

Are you ...? Are you ...? Are you ...?
Then we are proud of you.



Do it yourself! / WB, Ex. 31 (a–d).

Lessons 43–44

1. Recall and say! / Назви шкільні речі у класній кімнаті.



2. Recall and say! / Розкажи про своїх друзів.

I have got...

He/she is...

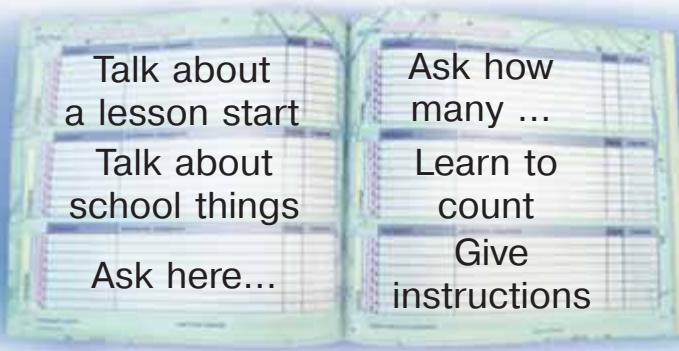
He/she has...



He/can...

I am proud of...

3. Recall and talk with a friend! / Поговори з другом про шкільне життя.



4. Recall and talk with friends! / 1) У робочому зошиті виріж малюнки до казок та склей їх у книжечку послідовно. 2) Пограй у казки з друзями.

5. Recall and name the sounds! / З'єднай звуки з літерами і назви слова з ними.

[i:]	[f]	ph	ir	[з:]
				
ee				

6. Recall and read! / Згадай та прочитай.

I've got many friends. They are my classmates.
My best friend is Ann. She is a pretty girl. She is kind and just. I'm proud of her.

7. Recall and write! / Напиши відповіді на запитання.

How many



have you got?

How much



WINTER

Lesson 46

Talk about winter beauty



1. Listen and repeat! / Послухай та повтори.

— Look! So much snow!

— Winter is here. It's cold.

— Let's play snowballs and make a snowman.



2. Play! / Скажи, що тебе вражає взимку.



Use: Winter is It is I can see Let's



3. Listen and point! / Послухай та покажи.

December

December brings ice and snow.
To make a snowman the children go.
Everywhere there are snowflakes.
We look forward to Christmas cakes.



4. Talk with friends! / Спілкуйся з друзями.

Use: *cold, ice, snow, a snowman.*



5. Listen and read! / Послухай та прочитай.

So much snow!
Let's make a snowman.
What a beautiful
snowflake!
Let's play snowballs.
It's a real snowstorm.

snow + man = snowman
snow + flake = snowflake
snow + ball = snowball
snow + storm = snowstorm

6. Read and say! / Прочитай та скажи, хто написав листівку.

Dear children,

*Winter is here. Let's make a snowman
and play snowballs. Merry Christmas
and a Happy New Year!*



(Santa Claus)



7. Write with friends! / Напиши з друзями.

... is here. We can see much ... and are so beautiful. Let's




Do it yourself! / WB, Ex. 32 (a-d).



Lesson 47

Describe winter weather



- 1. Listen and repeat!** / Послухай та повтори.
 — It's January now. The weather is frosty and snowy.
 — It's a real snowstorm.
 — Great! We can ski and sledge!



- 2. Play!** / Опиши погоду в січні та у лютому.
 Use: It's The weather is ... and everywhere.



- 3. Listen and sing!** / Послухай та заспівай.

Winter Weather

It's frosty, it's windy,
 It's stormy today.
 Let's stay in for a day.

It's sunny, it's snowy,
 It's clear today.
 Let's go out and play!



4. Look and say! / Подивись та скажи.

Use: It's The boy can



5. Listen and read! / Послухай та прочитай.

It's snowy and frosty.
The weather is windy.
It's a stormy day.

snow + y = snowy
frost + y = frosty
wind + y = windy

6. Read and say! / Прочитай та скажи.

I'm a snowflake.
I'm white and beautiful.
I can fly and dance.
I've got many friends.
Together, we are (mous)



7. Write with friends! / Напиши з друзями.

Use: snow ...

s..
s..
s..



It is ... and
The weather is
We can



Do it yourself! / WB, Ex. 33 (a-d).



Lesson 48

Describe the end of winter

1. The air is so frosty and fresh. I love winter!

2. Me, too. But these are the last days of February.

3. No wonder. The snow is grey.



1. Listen and repeat! / Послухай та повтори.

— The air is so frosty and fresh. I love winter!

— Me, too. But these are the last days of February.

— No wonder. The snow is grey.



2. Play! / Опиши кінець зими.

Use: It's ... but The snow is The air is

It's These are

3. Look and say! / Подивись та опиши малюнки.



snowy/ frosty/ fresh



cold/ sunny/ windy



4. Talk with a friend! / Спілкуйся з другом / подругою.

Is it ... outside?

Is the air ... ?

Is the snow ... ?

Is it ... ?



5. Listen and read! / Послухай та прочитай.

What a pity!

What a stormy day!

What a nice snowman!

What a beautiful snowflake!

What + a + pity!

What + a + frosty day!

6. Read and say! / Прочитай та скажи, як діти ставляться до кінця зими.



It's cold outside. The snow is grey. These are the last days of winter. Hooray!

It's sunny outside. The air is so frosty and fresh! I love winter, but it's February now. What a pity!



7. Write with friends! / Напиши з друзями.

Dear Winter,

It's ... now. The weather These are the last

What a ...!



Do it yourself! / WB, Ex. 34 (a-d).



Lesson 49

Talk about holidays in winter



- 1. Listen and repeat!** / Послухай та повтори.
 — I wish you a Merry Christmas and a Happy New Year!
 — Thank you, dear, same to you.
 — Let's sing Christmas carols.



- 2. Play!** / Скажи, які святкові традиції ти знаєш.
 Use: It's Christmas We have got a ... tree. We sing Then



- 3. Listen and sing!** / Послухай та заспівай.

Jingle Bells!

Jingle bells, jingle bells, Oh, what fun it is to ride
 jingle all the way. in a one-horse open sleigh.





4. Talk with a friend! / Спілкуйся з другом / по-другою.

Use : I wish you Thank you



5. Listen and read! / Послухай та прочитай.

Christmas	tree carols cake bells	New Year	tree presents wishes
-----------	---------------------------------	----------	----------------------------

What a beautiful Christmas tree! What a tasty Christmas cake! What a nice New Year present! What a tall New Year tree!

6. Read and point! / Прочитай та покажи.

1. It's my favourite winter holiday. I can sing carols and have a tasty cake.

2. I love this winter holiday. I have got many presents and wishes.



7. Write with friends! / Напиши з друзями.

Dear ... ,
We wish you ... and

(ваше ім'я)



Do it yourself! / WB, Ex. 35 (a–d).



Lesson 50

Talk about your winter holidays



1. Listen and repeat! / Послухай та повтори.

- I love winter holidays!
- Me, too. It's time to play.
- Let's skate on the ice.



2. Play! / Скажи, що ти можеш робити на зимових канікулах.

Use: I love It's time I like to I can ... well.

3. Look and say! / Подивись та скажи.



Example: The children can make a snowman on winter holidays.



4. Talk with a friend! / Спілкуйся з другом / подругою.



Can you ... ?

Yes, I can ... well.

I like to ... and you?

Me, too. Let's



5. Listen and read! / Послухай та прочитай.

I		ski	
You		sledge	
We	can	skate	well.
She		play snowballs	
He		make a snowman	
They			

I can ski well. You can skate well. We can make a snowman well. They can play snowballs well.

6. Read and say! / Прочитай та погодься з Тарасом.

Use: I ... , too.

I love winter holidays. It's time to play. I like to skate on the ice. I can ski well. Let's have fun together.



7. Write with friends! / Напиши з друзями.

I can ...



well.

Me, too.

You can ...



well.

You, too.

...



Me, too.

...



You, too.



Do it yourself! / WB, Ex. 36 (a-d).

Lessons 51—52 РЕЗЕРВНІ УРОКИ



Guess the fairy tale about free time

FREE TIME

Lesson 53

Talk about your free time



1. Listen and repeat! / Послухай та повтори.

— Is it your free time now?

— Yes, it is. We read books, tell stories and play with toys.

— And then?

— Then we go to bed.



2. Play! / Розкажи про своє дозвілля.

Use: It is my ... now. I can ... , ... andThen



3. Listen, point and say! / Послухай та повтори.

Покажи, про що йдеться.

Free Time

It's time to play.
It's time to run.
It's time to have stories.
Let's have fun.



4. Talk with a friend! / Спілкуйся з другом / по-другою.

Use: Is it your ...? Can you ...? And then?



5. Listen and read! / Послухай та прочитай.

I	read books	in my free time.
We	play with toys	in the evening.
You	draw pictures	in your free time.
They	ski and skate	in winter.

6. Read and say! / Прочитай та скажи, як казковий герой проводить вільний час.

Use: We like to

My name is Peter Pen. I am from Neverland. I have got many friends. We like to play with toys, read books and tell stories. Let's have fun together.



7. Write with friends! / Напиши з друзями.

Use: We like to



Do it yourself! / WB, Ex. 37 (a-d).



Lesson 54

Talk about your favourite free time activities



1. Listen and repeat! / Послухай та повтори.

— We like to slide a lot. And you?

— Me, too! I like to jump with a skipping rope.

— I don't like it. I can ride a bike.




2. Play! / Розкажи про улюблені ігри.

Example: I like to jump with a skipping rope a lot.

3. Look and say! / Подивись та скажи.

Use: I like to... . I don't like to... .



 **4. Talk with a friend!** / Спілкуйся з другом / по-другою.

Example: — I like to swing. And you?
— Me, too.

 **5. Listen and read!** / Послухай та прочитай.

I don't like to swing.
We don't ride a bike in winter.
You don't ski in autumn.
They don't like to play
hide-and-seek.

I		don't like to slide.
We		
You		
They		

6. Read and say! / Прочитай та скажи, які ігри тобі подобаються.

I like to slide and to swing. I don't like to play hide-and-seek. I can't ride a bike but I can jump with a skipping rope a lot. Oh, what fun it is!

 **7. Write with friends!** / Напиши з друзями.



 **Do it yourself!** / WB, Ex. 38 (a-d).



Lesson 55

Ask friends about sports



1. Listen and repeat! / Послухай та повтори.

— What sport games do you play in winter?

— I like to play hockey. And you?

— I don't. I like to ski.



2. Play! / Розкажи, як ти розважаєшся в теплу та холодну пору року.

Use: I like ... in summer. I can ... in winter.



3. Listen, point and sing! / Послухай, покажи та заспівай.

Do you Like to Slide?

— Do you like to slide?

Do you like to swing?

— I don't like to slide.

I don't like to swing.

I'm a music person

I like to sing.



4. Talk with friends! / Спілкуйся з друзями.

Use: Do you like to ...? What sport games do you play ...?



5. Listen and read! / Послухай та прочитай.

Do	I we you they	like to swing?	What do	I we you they	play in winter?
Yes, I do/ No, I don't.			I like to play hockey.		

Do you like to ride a bike? Do we like to jump with a skipping rope? Do they play hockey in winter? What do you play in autumn? What do you like to do in your free time? What do they do in winter?

6. Read and say! / Прочитай та дай відповіді.

1. Do you like to play football?
3. And what do you play in winter?



2. Yes, I do. I play football in autumn.
4. Then I play hockey in my free time.



7. Write with friends! / Напиши три запитання.



No, I don't. Yes, I do. I play hockey in winter.



Do it yourself! / WB, Ex. 39 (a–d).



Lesson 56

Talk about your friends' free time



1. Listen and repeat! / Послухай та повтори.
— Please, tell us about Peter Pen and his free time.
— He likes to play computer games.
— What about TV?
— He doesn't like to watch TV at all.



2. Play! / Розкажи про дозвілля Пітера.
Use: Peter Pan likes to He doesn't like to



3. Listen and sing! / Послухай та заспівай.

Me and My Friend

I play football — he plays ball.
I watch TV — he doesn't like it at all.
I like to swing — he likes to ride a bike.
I'm friends with Denis — and he's friends with Mike.



4. Talk with a friend! / Спілкуйся з другом / по-другою.

Use: ... his/her free time. ... in the evening.
... doesn't like ... at all.



5. Listen and read! / Послухай та прочитай.

My friend plays football in his free time.
Peter Pen likes to play computer games.
She reads books in her free time.

Peter Pen doesn't like to watch TV at all.
My friend doesn't play hockey in winter.
Ding-ding doesn't like to slide.

6. Read and say! / Прочитай та порівняй дозвілля Дінь-Дінь та Пітера Пена.

Ding-ding likes to watch TV in the evening. She doesn't play computer games at all. She plays tennis and badminton in her free time.



7. Write with friends! / Напиши з друзями.

Use: Wendy likes Michael John



I like to jump with a skipping rope.

I don't like to slide. I like to swing.



I like to play hockey in winter.



Do it yourself! / WB, Ex. 40 (a-d).




Lesson 57

Ask about your friends' free time

1. Look!
Ding-ding usually
sings here.

2. What does
she sing?

3. She sings
songs and
carols.



1. Listen and repeat! / Послухай та повтори.

— Look! Ding-ding usually sings here.

— What does she sing?

— She sings songs and carols.



2. Play! / Спитай про дозвілля дітей на малюнку.

Example: Does the boy usually ride a bike in the park?



3. Listen and repeat! / Послухай та повтори.

In the Park

Peter swings. — Does Peter swing?
 Ding-ding sings. — Does Ding-ding sing?
 Michael slides. — Does Michael slide?
 John rides. — Does John ride?



4. Talk with a friend! / Спілкуйся з друзями.

Does he/she usually ... ?

He/She usually

What does he/she ... ?

He/She



5. Listen and read! / Послухай та прочитай.

Does he like to slide?

Does she usually watch TV in the evening?

What does your friend usually play?

What does she do in the evening?

What does he do in winter?

6. Read and say! / Прочитай та дай відповіді.

Does Peter Pen usually play in the park?

Does Ding-ding know many songs?

Does John ride a bike in the evening?

Does Wendy like to jump with a skipping rope?



7. Write with friends! / Напиши з друзями.




Do it yourself! / WB, Ex. 41 (a-d).



Lesson 58

Describe your free time on weekdays



1. Listen and repeat! / Послухай та повтори.

— I play on Monday.

— And I ride a bike on Tuesday.

— And Ding-ding sings on Wednesday.



2. Play! / Доповни речення.

Ding-ding sings songs ... and I ... on Thursday.

And I ... on Friday.



3. Listen and repeat! / Послухай та повтори.

On Weekdays

Play on Monday, Swing on Thursday,
 Ride on Tuesday, Slide on Friday,
 Sing on Wednesday, Oh, what fun!



4. Talk with friends! / Спілкуйся з друзями.

Use: I ... on Monday.

My friend ... on Monday.



5. Listen and read! / Послухай та прочитай.

Thursday on Thursday
 turnip a yellow turnip
 her her book

u + r = ur	[3:]
e + r = er	

6. Read and say! / Прочитай та покажи.

I'm John. I like to play. I play computer games on Monday and Thursday. My brother Michael likes to play football on Wednesday. My sister Wendy rides a bike on Tuesday and Friday. We have fun.



7. Write with friends! / Напиши з друзями.

like	dance	We	to.
the park	plays	football	in Peter.
Tuesday	bike	a Wendy	on rides.



Do it yourself! / WB, Ex. 42 (a-d).



Lesson 59

Describe your free time at the weekend



1. Listen and repeat! / Послухай та повтори.

- When do you go to the zoo?
- I usually go to the zoo on Saturday.
- And what do you usually do on Saturday?
- I visit my friends and we play together.



2. Play! / Розкажи про своє дозвілля у вихідні.

Use: I like to ... at the weekend. I usually ... on Saturday.
I ... on Sunday.



3. Talk with friends! / Спілкуйся з друзями.

Example: We play hide-and-seek at the weekend.

What do you do on Saturday?

We ... on Sunday.

When do you ...?

I ... on Saturday.

4. Look and say! / Подивись та скажи коли ти та твій друг відпочиваєте так, як на малюнках.



5. Listen and read! / Послухай та прочитай, склади два запитання за правилом.

When do	I you we they	visit friends?	When does	Peter he she	visit friends?
---------	------------------------	-------------------	-----------	--------------------	-------------------

When do you go to the zoo? When do they play hockey?
When do your friends go to the park? When does Peter play football?
When does Wendy ride a bike? When does your friend visit his/her grandparents?

6. Read and say! / Прочитай та порівняй зі своїм дозвіллям.



— What do you usually do on Saturday, John?

— And when do you visit your friends?

— I like to play in the yard.

— I visit them on Sunday and we go to the park together.



7. Write with friends! / Напиши чотири речення про дозвілля дітей у вихідні.



Do it yourself! / WB, Ex. 43 (a–d).



Lesson 60

Wish a nice weekend



1. Listen and repeat! / Послухай та повтори.

- It's time to go home. Have a nice weekend!
- Thanks. You, too!
- See you on Monday!
- See you. Bye!



2. Listen and sing! / Послухай та заспівай.

Have a Nice Weekend!

- Have a nice weekend!
- Thanks, you, too!
- Have a nice weekend!
- Thanks, you, too!
- Have fun! Have fun!
- Thanks, you, too!
- See you on Monday!



3. Talk with a friend! / Спілкуйся з другом / по-другою.

Use: — Have ...! — See ...!
 — Thanks! — Bye!

4. Look and say! / Озвуч героїв на малюнках.



to go home / to have fun



to have a nice weekend /
to see you on Monday



5. Listen and read! / Послухай та прочитай.

do [du:] — does [dʌz]
 go [gəʊ] — goes [gəʊz]

Do you go to the zoo on Sunday?
 Peter goes to the zoo on Saturday.
 Does Wendy go to the park on Friday?
 No, she doesn't. She goes to the park on Thursday.

6. Read and say! / Прочитай та скажи.

It's Friday. Peter and Wendy are in the park. They have a lot of fun. It is time to go home.



7. Write with friends! / Напиши з друзями.

Use: Have a ...! Have See



Do it yourself! / WB, Ex. 44 (a-d).

Lessons 61—63 РЕЗЕРВНІ УРОКИ

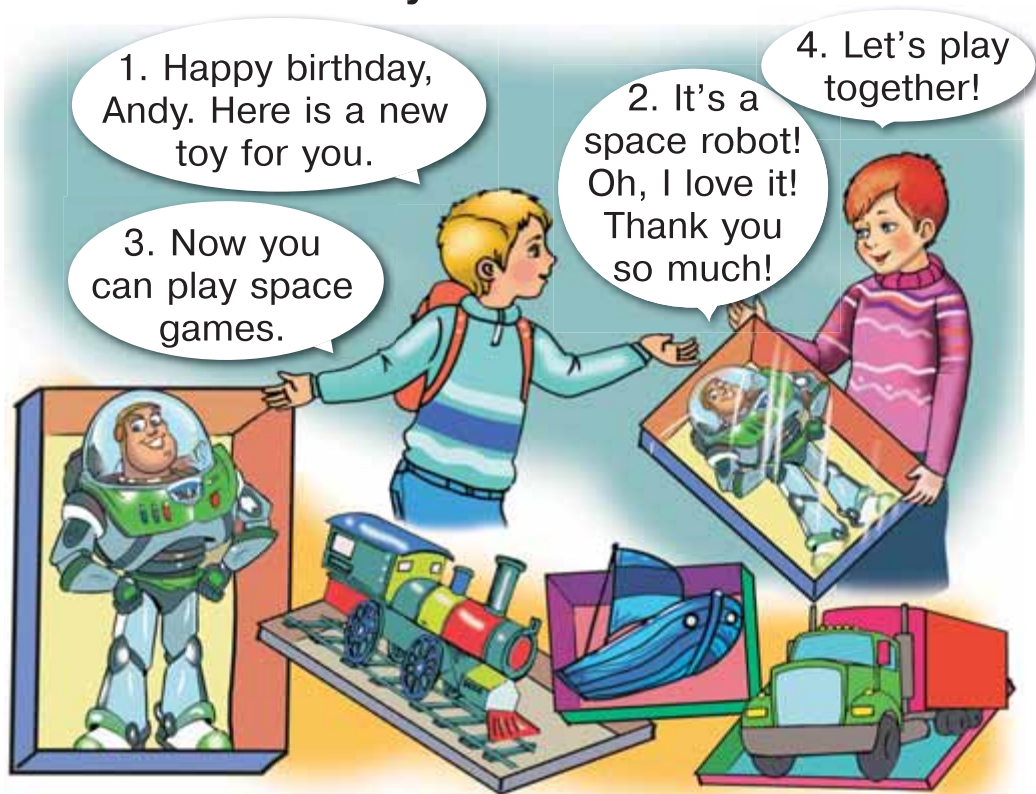


Guess the fairy tale about toys

TOYS

Lesson 64

Talk about a new toy



1. Listen and repeat! / Послухай та повтори.

— Happy birthday, Andy! Here is a new toy for you.

— It's a space robot! Oh, I love it! Thank you so much!

— Now you can play space games.

— Let's play together!



2. Play! / Розкажи про подарунки Енді.

Use: Here is ... for Andy. It's a Now he can



3. Listen and repeat! / Послухай та повтори.

A New Toy

This is my birthday. I can play space games.
I've got a new toy. I am a happy boy.




4. Talk with a friend! / Порадій новим іграшкам.



a computer
game



a space
robot



a toy
train



a doll
fairy



5. Listen and read! / Послухай та прочитай.

game	ride	a space game
space	bike	a nice face
nice	slide	to ride a bike
kite	face	let's slide

game	[eɪ]	[geɪm]
nice	[aɪ]	[naɪs]

6. Read and mime! / Прочитай та покажи.

Dear Harry,

Thank you so much for your present! I love my new toy. The space robot can fly. I like to play space games. Please, come and play with me.

Andy



7. Write with friends! / Напиши з друзями.

Use: I have got a new It's a My friends have got We can play



Do it yourself! / WB, Ex. 45 (a-d).



Lesson 65

Talk about your favourite toys



1. Listen and repeat! / Послухай та повтори.

— What is it?

— It is my favourite toy, a space robot. I like to play with it.

— Let's play together.



2. Play! / Розкажи про улюблені іграшки.

Use: This is my It's a I like

3. Look and say! / Опиши улюблені іграшки на малюнках.



Example: A dinosaur is his favourite toy. It can jump.



4. Talk with friends! / Спілкуйся з друзями.

Use: — What is your favourite toy?

— It's a It can I love to



5. Listen and read! / Послухай та прочитай.

[l]	[r]	[z]	[p]	[t]	[n]
doll	lorry	buzz	happy	Pretty	funny
all	sorry		apple	butter	tennis
really					
umbrella					
tell					
football					
hello					

l + l = ll	[l]	doll
r + r = rr	[r]	lorry
z + z = zz	[z]	buzz
p + p = pp	[p]	happy
t + t = tt	[t]	pretty
n + n = nn	[n]	funny

6. Read and say! / Прочитай та скажи, що може робити улюблена іграшка Енді.

My friend has got many toys: a toy dog, a dinosaur, and a space robot. I am his favourite toy. I am a policeman. I can help my friends.



7. Write with friends! / Напиши з друзями.

Use: ... is my favourite toy. It is a It can I like to



Do it yourself! / WB, Ex. 46 (a–d).



Lesson 66

Talk about your toy box



1. Listen and repeat! / Послухай та повтори.

— Andy, your toys are everywhere.

— But it's a game! I love to play with all the toys!

— But, please, put them into the box after the game.

— OK, mummy!



2. Play! / Скажи, як ти піклуєшся про іграшки.

Use: I love to play with everywhere. But ...
after the game.



3. Listen and repeat! / Послухай та повтори.

Toys everywhere

Big toys, small toys.
Old toys, new toys
Everywhere toys, toys.



4. Talk with a friend! / Спілкуйся з другом / подругою.

Example: Where are your toys? Have you got many toys? Where do you put them?



5. Listen and read! / Послухай та прочитай.

- Andy! Your toys are everywhere!
- But it's a game.
- But, please, put the toys into the box.
- But I love to play with all the toys.

6. Read and say! / Прочитай та знайди правильні відповіді хлопчика.

- Your toys are everywhere.
- Please, put your toys into the box.
- You have got so many toys, Andy!



- But it's a game!
- But I can't.
- But I love to play with them all!



7. Write with friends! / Напиши з друзями.

We have got
The toys are
We put them



Do it yourself! / WB, Ex. 47 (a-d).



Lesson 67

Talk about playing together



1. Listen and repeat! / Послухай та повтори.

- Please, Andy, give me your new toy.
- No, it's my toy. Take your toy.
- We can play together.
- OK. Let's try.



2. Play! / Попроси нову іграшку.

Use: Please, give meWe can play



3. Listen and sing! / Послухай та заспівай.

Give It to Me

- | | |
|--------------------------|--------------------------------|
| — Give it to me! | — Let's play together! |
| — No, no! | — No, no! |
| — Give it to me, please! | — Let's play together, please! |
| — I can't, I can't. | — Let's try! Let's try! |
| It's my joy. | |



4. Talk with a friend! / Спілкуйся з другом / по-другою.

Use: Please, give me

No, it's Take



5. Listen and read! / Послухай та прочитай.

boy He is a happy boy.

toy He has got many toys.

joy It's my joy.

o + y = oy [oɪ] toy

6. Read and point! / Прочитай та покажи.

— I have got many toys. Let's play together.

— No, it's my toy.

— Give me your toy, please.

— I can't. I can't. It's my joy!



7. Write with friends! / Напиши з друзями.

Dear Andy,
You've got
Please, give Molly
You can play ... And



(your names)



Do it yourself! / WB, Ex. 48 (a-d).



Lesson 68

Ask whose toy this is



1. Listen and repeat! / Послухай та повтори.

- Whose toy is this?
- It's mine.
- Is it yours?
- Yes, it is. It's mine.



2. Play! / Спитай, чиї це іграшки.

Use: Whose ... is this? ... mine? ... yours?



3. Listen and repeat! / Послухай та повтори.

Whose Toy is This?

- | | |
|-------------------------|--------------------|
| — Whose toy is this? | — It's yours. |
| This beautiful toy. | It's yours. |
| — It's mine. It's mine. | It's yours. |
| It's mine. It's mine. | It's yours. |
| — Whose doll is this? | — Take it, please. |
| This beautiful doll. | — Thanks a lot. |



4. Talk with a friend! / Спілкуйся з другом / по-другою.

Example: — Whose space robot is this?
 — It's mine. You've got
 — Your friend has got



5. Listen and read! / Послухай та прочитай.

— What is it? — What is it?
 — It's my toy. — It's your clown.
 — Whose toy is it? — Whose clown is it?
 — It's mine. — It's yours.

6. Read and say! / Прочитай та дай відповіді.

At the Toy Party

The children are at the toy party. Andy has got a toy horse, a computer game and a space robot. Molly has got a top, a clown and a dinosaur. They like to play together.

Whose space robot is this, Andy? Whose dinosaur is this, Molly? Whose clown is this, Molly? Whose space robot is this, Andy?



7. Write with friends! / Запиши розмову дітей на малюнку.



Do it yourself! / WB, Ex. 49 (a–d).



Lesson 69

Ask what toys your friends like

2. I like dolls. And do you like toy trains or toy planes?

1. Do you like dolls or teddy bears?



3. Both.



1. Listen and repeat! / Послухай та повтори.

— Do you like dolls or teddy bears?

— I like dolls. And do you like toy trains or toy planes?

— Both.



2. Play! / Спитай, які іграшки подобаються твоєму брату / сестрі.

Use: — Do you like ... or ...?

— I like And do you like ... or ...?

— Both.



3. Talk with friends! / Спитай друзів, які іграшки на малюнку їм до вподоби.

Example: — Do you like toy ships or toy trains?

— Both.



4. Talk with a friend! / Спілкуйся з другом / подругою.

- Use: — Do you like ... or ...?
 — I like
 — Then this ... is for you.
 — Thanks a lot.



5. Listen and read! / Послухай та прочитай.

- Do you like dolls or teddy bears?
 — I like _____. / Both.

- Do you like toy ships or toy trains?
 Do you like dolls or clowns?
 Do you like a space robot or a space game?
 Do you like a ball or a balloon?

6. Read and say! / Прочитай та дай відповідь.

Do you like a doll or a toy horse?



Do you like a space robot or a space game?

Do you like a top or a dinosaur?



7. Write with friends! / Напиши запитання до відповідей.

- We like balloons.
 — Both.
 — We like computer games.
 — We like clowns.



Do it yourself! / WB, Ex. 50 (a–d).



Lesson 70

Learn to apologize



1. Listen and repeat! / Послухай та повтори.

— What a pity! It's my favourite doll!

— I'm so sorry, Molly! Don't be upset! I can fix it.

— Thank you.



2. Play! / Вибачся за зламану іграшку.

Use: I'm so Don't be ... I can



3. Listen and sing! / Послухай та заспівай.

I am Sorry

— I'm sorry.


I'm sorry.

I'm terribly sorry.

— Don't be upset.

I can fix your toy.

I can fix it. I really can.

 **4. Talk with a friend!** / Спілкуйся з другом / подругою.

Use: What a pity! It's

I'm so Don't I can



 **5. Listen and say!** / Послухай та знайди відповіді.

Whose book is this?

What is it?

Do you like a ball or a balloon?

It's a toy horse.

Both.

It's mine.

6. Read and say! / Прочитай та пообіцяй допомогти.


This is my favourite doll. She is so beautiful. But now she hasn't got a hand. What a pity! Help me, please.

 **7. Write with friends!** / Напиши з друзями.

Dear ... ,

I am so Don't I can

Andy

 **Do it yourself!** / WB, Ex. 51 (a-d).

Lessons 71–72

Check yourself! Перевір себе!

1. Recall and say! / Назви ігри героїв казки «Пітер Пен».



2. Recall and say! / Розкажи про іграшки.



I love to play with...
I have got...
I can...
I like...
... is my favourite toy.

3. Recall and talk with a friend! / Спілкуйся з другом / подругою.



4. Recall and talk with friends! / 1) У робочому зошиті виріж малюнки до казок «Пітер Пен» або «Історія іграшок» та зроби книжечку. 2) Пограй у казку з друзями.

5. Recall and match! / З'єднай слова та відповідні звуки. Прочитай вголос.

Thursday
her
turnip
does
goes

[gəʊz]

['tʒ:nɪp]

[hɜ:]

[dʌz]

['θɜ:zdi]

6. Recall and read! / 1) Дай відповіді на запитання.

Children like to have fun. They play sport games, tell stories and read books on week days. At the weekend they can watch TV or go to the park.

What do you like to do in your free time? What does your friend usually do at the weekend?

2) Прочитай та порівняй із своїми іграшками.

I have got many toys: dolls, teddy bears, balls and computer games. I like them all. But my favourite toy is a clown. It is nice and funny. It's my new toy.

7. Recall and write! / Допиши про дозвілля та іграшки.

I usually My friend ... on Saturday. We like My friend doesn't

Molly has got a ... , a ... and a But her favourite toy is She likes to play with it.

Lesson 73 РЕЗЕРВНИЙ УРОК



SPRING

Lessons 74

Talk about the start of spring



1. Listen and repeat! / Послухай та повтори.

- Clear, blue sky! Look at the sky!
- Spring is here.
- I love spring.



2. Listen and repeat! / Послухай та повтори.



Spring

Winter is over,
Spring is on the way.
It brings for us
March, April and May.

3. Look and say! / Послухай та скажи.

Example: I can see the blue sky in spring.



4. Talk with a friend! / Порадій приходу весни.

Use: Look at ...! These ... are for you! I love ...!



5. Listen and read! / Послухай та прочитай.

sky	snow	spring
icicles	melts	long
violets	spring	swing
ice	snowdrops	sing
nice	sky	strong

[aɪ]
[s]
[ɪ]

6. Read and say! / Прочитай та скажи, чому ти радієш понад усе.

Spring is here! Look at the sky — clear, blue sky! Look at the icicles — clear, blue icicles! The snow melts. I can see spring flowers — snowdrops and violets in March. I love this season!



7. Write with friends! / Напиши з друзями.

Use: It is Spring We can see We love



Do it yourself! / WB, Ex. 52 (a–d).



Lesson 75

Describe a spring day



1. Listen and repeat! / Послухай та повтори.

— How do you like the weather today?

— It's just wonderful! Look around: the daffodils bloom.

— I can't stay in the room.

— Let's go to the yard.



2. Listen and say! / Послухай та скажи, чому діти не можуть всидіти вдома.



A Spring Day

In spring, in spring
The birds come and sing.

The flowers bloom.
Don't stay in the room!



**3. Look and say! / Опиши весняний день на ма-
люнку (стор. 114).**

Use: It's

The grass is

The flowers

The children like



**4. Talk with a friend! / Спілкуйся з другом / по-
другою.**

Use: — How do you like the weather?

— It's

— What do you like to do in spring?

— I like to



5. Listen and read! / Послухай та прочитай.

warm

room

daffodils

wonderful

bloom

bloom

wind

book

like

what

look

let's

weather

foot

[l]
[w]
[u:]
[ʊ]

**6. Read and say! / Прочитай та скажи, з чим ти
згоден.**

— How do you like the weather today?

— It's just wonderful! I can't stay in the room.

— Let's go to the park. The grass is green there, and
the flowers bloom.

— OK.



**7. Write with friends! / Напиши з друзями про
весняні квіти.**

The s.. are white.

The v.. are blue.

The d.. are yellow.

I l.. them all.



Do it yourself! / WB, Ex. 53 (a–d).



Lesson 76

Describe spring beauty



1. Listen and repeat! / Послухай та повтори.

- Wow! What a wonderful garden!
- No wonder! The trees are in blossom.
- May is my favourite spring time.



2. Listen and say! / Послухай та скажи, що діти люблять робити у травні.

May

In May I go out,
Jump and run about.

Laugh and play
In merry May!

3. Look and say! / опиши погоду у травні.

Use: In the picture we can see It's ... in May.



4. Talk with a friend! / Спілкуйся з другом / подругою.

Use: — Do you ...?

— Yes, it's my favourite ... time.

- What do you ...?
- I like to run and play.



5. Listen and read! / Послухай та прочитай.

rain	May	Molly
umbrella	say	blossom
run	favourite	stop
favourite	April	snowdrops
tree	take	

[p]
[r]
[eɪ]

6. Read and point! / Прочитай та покажи на ма-
люнках.

It's a rainy day in May.
The wind is strong. Take
the umbrella, please.

The weather is sunny.
The sky is clear and blue.
The trees are in blossom.



7. Write with friends! / Напиши з друзями про
погоду у травні.

Use: rainy, sunny, a wonderful season, an umbrella,
blossom.



Do it yourself! / WB, Ex. 54 (a-d).



Lesson 77

Ask friends about spring fun



1. Listen and repeat! / Послухай та повтори.

- The rain is over. Clear blue sky again!
- It's time to play in the yard.
- Right! Let's hopscotch.
- Great! What fun!



2. Play! / Розкажи, що ти любиш робити навесні.

Example: I like to hopscotch in spring.

3. Look and say! / Подивись та скажи, як діти розважаються навесні.

Use: to play ball, to slide, to hopscotch, to ride a bike

Children have fun It's time They can They love



4. Talk with a friend! / Спілкуйся з другом / по-другою.

Use: Do you like ...?

Yes, it's time to

What can you ...?

I love Let's



5. Listen and read! / Послухай та прочитай: [ɑ:], [v], [s], [p].

hopscotch, March, spring, blossom, park, sky, puddles, stay, car, pictures, hot, garden

6. Read and point! / Прочитай та покажи, куда запрошуються діти.

Dear children,

Nature is beautiful in spring. It's time to walk in the puddles, to hopscotch and to play ball. We can take nice pictures. Let's have fun.



7. Write with friends! / Допиши запитання до відповідей.

... in spring?

Yes, I do.

Do you like ...?

I love it.

... well?

Yes, I can.

... hopscotch?

No, I don't.



Do it yourself! / WB, Ex. 55 (a-d).



Lesson 78

Greet your mum



1. Listen and repeat! / Послухай та повтори.

- Our mum is so nice and kind to us.
- Let's make a present for her on Mother's Day.
- Sure. These flowers are for her.



2. Play! / Привітай мамусю зі святом.

Example: Dear mummy! Happy Mother's Day!
I love you so much.



3. Listen and sing! / Послухай та заспівай.

Mother's Day

Oh, dear, dear mummy!
We love you so much!
We want you to be happy.
On Mother's Day in March.
Be happy, be happy
on Mother's Day in March.

4. Look and say! / Подивись та скажи, який подарунок ти можеш подарувати мамі.

Use: My mum is so I can make ... on Mother's Day. This ... is for her.



5. Listen and read! / Послухай та прочитай.

stay

sky

far

May

car

spring

swing

fly

6. Read and point! / Прочитай вітальну листівку.

This is a present for you.

Your children.

You are so nice and kind to us!

Dear Mummy,

We love you so much!

Happy Mother's day!



7. Write with friends! / Напиши з друзями про матусю.

My mummy is so kind!



Do it yourself! / WB, Ex. 56 (a-d).

Lessons 79—80 РЕЗЕРВНІ УРОКИ



ANIMALS

Lesson 81

Express surprise



1. Listen and repeat! / Послухай та повтори.

— Surprise! This is a baby-boy.

— A baby-boy? In the jungle? Where is he from?

— I don't know. Let's take him into our family.



2. Play! / Передай здивування.

Use: Surprise! This is... .

3. Look and say! / Подивись та скажи, звідки тварини.

Example: The horse is from a farm. The panther is from the jungle.



4. Listen and say! / Послухай та передай здивування.

Surprise!

— Surprise, surprise!
A monkey on the farm.
— Surprise, surprise!
A cow in the jungle.

— Surprise, surprise!
A chicken in the zoo.
— Wow!



5. Talk with a friend! / Спілкуйся з другом / подругою.

Use: Surprise! This is
Wow! Let's

a wolf-wolves



6. Read and say! / Прочитай та назви друзів пантери.

I'm a panther. My name is Baheera. I'm from the jungle. I have got many friends: wolves, bears, snakes and monkeys. My new friend is Mowgli, the baby-boy. He is so cute!



7. Write with friends! / Напиши про Мауглі:

This is He has got He likes
He is sorry. Let's




Do it yourself! / WB, Ex. 57 (a-d).



Lesson 82

Talk about animals



1. Listen and repeat! / Послухай та повтори.

— What can you do in the jungle, Mowgli?

— I can swim with a bear and I can run fast with wolves.

— You have a lot of fun together!



2. Play! / Розкажи про життя у джунглях.

Use: We have ... in the jungle. We can ... and ... together.



3. Look and sing! / Послухай та заспівай.

Jungle Animals

Tiger, crocodile, lion — clap!

Tiger, crocodile, lion — clap!
 Tiger, crocodile;
 Tiger, crocodile.
 Tiger, crocodile, lion — clap!

4. Look and say! / Подивись та скажи.

Example: Crocodiles can swim.



5. Talk with friends! / Поспілкуйся з друзями.

Use:

What can ... do in the jungle?

... can run fast.

6. Read and say! / Прочитай та скажи, хто це.



We have a lot of fun in the jungle. Crocodiles can swim. Monkeys can jump in the trees. Tigers and lions can run fast. And I can crawl.



7. Write with friends! / Напиши з друзями.

Use: ... can run fast. ... can swim. ... can jump in the trees. ... can crawl.



Do it yourself! / WB, Ex. 58 (a-d).



Lesson 83

Describe animals



1. Listen and repeat! / Послухай та повтори.

— Look! It's a tiger. He has got a strong body and a long tail.

— And big teeth! He is beautiful, but cruel.

— Let's run away!



2. Play! / Опиши тигра Шархана.

Use: It's a He has got ... and He is ... , but



3. Listen and sing! / Послухай та заспівай.

Right or Wrong?

A bear's tail is very long.

I'm sure you're wrong.

A tiger's back is very bright.

I'm sure, you're right.

A monkey's body is so strong.

I'm sure you're wrong.
A hare's ears are so white.
I'm sure you're right.

4. Look and say! / Опиши звірів

Use: This is It is ... and It has got
It can



5. Talk with a friend! / Спілкуйся з другом / по-другою.

This animal has got It is ..., but

Is it a ... ?

You are right/wrong.

6. Read and point! / Прочитай та покажи (див. малюнки вправи 4).

This is a jungle animal.
It has got a strong green body and a long tail.
It has got big white teeth.
It can swim. It is beautiful, but cruel. Who is it?

7. Write with friends! / Напиши відповіді на запитання.

Who is it? Where is it from?
What body has it got?
What can it do?
Is it cruel or kind?




Do it yourself! / WB, Ex. 59 (a-d).



Lesson 84

Ask about animals



1. Listen and repeat! / Послухай та повтори.

— Can I see jungle animals?

— Sure. But don't tease them.

— Can I feed them?

— No, you can't. You can look at them, but don't touch them.



2. Play! / Розкажи, як треба поводитися з тваринами.

Example: You can see animals, but don't tease them.



3. Listen and say! / Послухай та скажи, як треба поводитися з цими тваринами.

Use: It's a Don't

4. Look and say! / Подивись на малюнки та скажи, як можна або не можна поводитися з тваринами.

Use: You can ... , but, please, don't



5. Talk with a friend! / Спілкуйся з другом / подругою.

Can I ...?

Sure, but... .

No, you can't. Please, don't

6. Read and say! / Прочитай та скажи.

Dear children and parents!

You can look at all the animals in the zoo, but, please, don't feed them. You can't touch them. You can take pictures, but, please, don't tease the animals.

Thank you.




7. Write with friends! / Напиши з друзями (стор. 128).

Use: You can ..., but Don't




Do it yourself! / WB, Ex. 60 (a-d).



Lesson 85

Talk about where animals live



1. Listen and repeat! / Послухай та повтори.

- Where do camels live?
- In a desert.
- Where do elephants live?
- In the jungle.
- Where does a dolphin live?
- It lives in the sea.




2. Play! / Скажи, де живуть різні тварини.

Example: Camels live in a desert.



3. Listen and point! / Послухай та покажи на малянках (стор. 131).

- 1) It lives in the sea. It can swim. It's a
- 2) It's big and strong. It lives in the jungle. It's a
- 3) It lives in a desert. It can live long without much water. It's a



4. Look and say! / Опиши малюнки до завдання 3:
Use: This is a It is ... and It lives in
It can



5. Talk with friends! / Спілкуйся з другом / по-другою.

Use:

Where do... live?

They live...

Where does... live?

It lives...

6. Read and say! / Дай відповіді на запитання.

I am in a desert. It's very hot. I can see a camel. The camel has got a big mouth. It can run fast. It can live long without much water.

Where is Mowgli now? What can he see? What has the animal got?



7. Write with friends! / Напиши з друзями.

I'm in

It is very

I can see

It has got

It can




Do it yourself! / WB, Ex. 61 (a-d).



Lesson 86

Talk about what animals eat



1. Listen and repeat! / Послухай та повтори.
 — What do monkeys like to eat?
 — Bananas.
 — And what does an elephant usually eat?
 — Fruits and grass.



2. Play! / Розкажи, що їдять різні тварини.
 Example: Monkeys eat bananas. An elephant eats fruits and grass.



3. Listen and repeat! / Послухай та повтори.

Yellow Bananas

Monkeys!

They like to eat, they like to eat,
They like to eat yellow bananas.

Elephants!

They like to eat, they like to eat,
They like to eat pineapples and bananas.

4. Look and say! / Подивись та скажи.

Use: It's a It usually eats



5. Talk with a friend! / Спілкуйся з другом / по-другою.

Use:

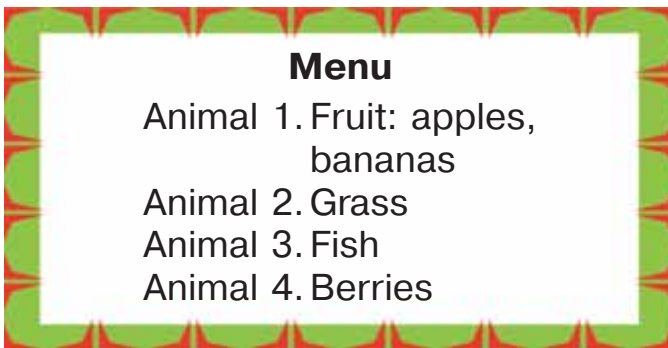
What do ... eat?

They eat

What does ... eat?

It eats

6. Read and say! / Прочитай та скажи.



7. Write with friends! / Напиши з друзями.

Use: ... eats ... and

Do it yourself! / WB, Ex. 62 (a-d).

Lessons 87—89 РЕЗЕРВНІ УРОКИ



ABOUT MYSELF

Lesson 90

Introduce yourself



1. Listen and repeat! / Послухай та повтори.

- | | |
|------------------------------|------------------------|
| — Who are you? | — My name is Betty. |
| — Where are you from, Betty? | — I live in a village. |
| — How old are you? | — I'm eighteen. |



2. Play! / Спілкуйся з казковим героєм.

- Use:
- | | |
|----------------|---------------------------|
| — Who ...? | — My name is |
| — Where ...? | — I live ... , with |
| — How old ...? | — I am |

3. Look and say! / Подивись та скажи.



Use: the Beast, a palace, twenty, no family.
It is It lives He is He has got



4. Talk with a friend! / Спілкуйся з другом / по-другою.

Use: My name is I am I live
I have got ... (члени родини).



5. Listen and point! / Послухай та покажи.

1) My name is Bob. I live in London, with my family. I am seven.

2) My name is Alice. I live in America, with my mother and brother. I am eight.

3) My name is Taras. I am from Ukraine. I live in a village, with my granny. I am nine.



6. Read and say! / Прочитай та дай відповідь.

About Myself

My name is Bob. I am seven. I am from Great Britain.
I live in London. I have got a mother, a father and a sister. We are happy together. And you?



7. Write with friends! / Напиши з друзями.

Use: ... name? ... old ...? Where ...? Have you ...?



Do it yourself! / WB, Ex. 63 (a-d).



Lesson 91

Compliment about appearance



1. Listen and repeat! / Послухай та повтори.

- Gee! You look wonderful!
- Thank you! You are very kind.
- Your hair is so soft.
- I'm glad you like it.



2. Play! / Скажи приємне про зовнішність казкового героя.

Use: You look You've got Your I like your

3. Look and say! / Опиши зовнішність та одяг дітей.

Use: You look You've got such
You've got ... on.



4. Talk with friends! / Спілкуйся з друзями.

Use: — You look ...! — Thank
 — You've got — I'm glad
 — I like — You're ...!



5. Listen, say and point! / Послухай та скажи, про кого йдеться.

- 1) I've got soft hair and big blue eyes. I've got a beautiful dress on.
- 2) I've got a long nose and a big mouth. My jacket is red.
- 3) I've got dark hair and brown eyes. I have got blue shorts on.

(Show Write, Pinoschio, Mowgli)

6. Read and say! / Прочитай та скажи.

About Alice

Look at the photo. It is Alice. She is from America. Alice is a pretty girl. She has got long black hair, red lips and white teeth. Her white dress is beautiful.



7. Write with friends! / Напиши з друзями.

Use: ... looks wonderful. He/she has got on.
 I like ... a lot. He/she is so




Do it yourself! / WB, Ex. 64 (a-d).



Lesson 92

Talk about your day



1. Listen and repeat! / Послухай та повтори.

— What do you usually do in the morning?

— I have breakfast and go for a walk.

— And what do you do in the afternoon?

— I play games in the garden. I read books.




2. Play! / Розкажи про свій день.

Use: in the morning, in the afternoon, in the evening.

3. Look and say! / Розкажи про свій ранок/день/вечір за малюнками.

Example: Every morning I wash my face, do my hair and have breakfast.



 **4. Talk with a friend!** / Спілкуйся з другом / по-другою.

Use: — What do you usually do ...?
— I ... in the morning.

 **5. Listen and point!** / Покажи, коли це відбувається.

- 1) I take my dog for a walk.
- 2) I clean my teeth.
- 3) I play computer games.
- 4) I play football with my friends.
- 5) I watch TV.
- 6) I read books.



6. Read and say! / Прочитай та скажи, що у тебе спільного з Тарасиком.

About Taras

I am from Ukraine. I live in a small village. I go to school every morning on week days. I usually help my parents in the afternoon. Then I play with my friends. I like to play computer games or read books in the evening. I visit my relatives at the weekend.

 **7. Write with friends!** / Напиши з друзями.



... in the morning.
... in the afternoon.
... in the evening.

 **Do it yourself!** / WB, Ex. 65 (a–d).



Lesson 93


Talk about your school life

1. Let's learn.
Open your copybook
and write letters.

3. That's
good. Now you can
read a story.

2. Is it right?

4. With
pleasure.



1. Listen and repeat! / Послухай та повтори.

- Let's learn. Open your copybooks and write letters.
- Is it right?
- That's good. Now you can read a story.
- With pleasure.




2. Play! / Розкажи про навчання.

Example: I learn to write letters.

3. Look and say! / Подивись та скажи.

Example: I put copybooks into my schoolbag every morning.



 **4. Talk with a friend!** / Спілкуйся з другом / подругою.

Use: — Let's
 — Is it ... ?
 — That's good. Now let's
 — With pleasure.



5. Listen and point! / Послухай та покажи.

- 1) I like to learn. I can write well.
- 2) I like to draw at school. I can draw nice pictures.
- 3) I can count well. I know numbers.

6. Read and say! / Прочитай та порівняй зі своєю школою.

My School

*This is my school, big and nice. It is in London.
 I go to school every morning. I like to learn there.
 We read, write and count. I can tell stories well.*

Bob



7. Write with friends! / Напиши листа Бобу.

*Dear Bob,
 We do to school every morning, too.*




Do it yourself! / WB, Ex. 66 (a–d).



Lesson 94

Talk about your free time



1. Listen and repeat! / Послухай та повтори.

- Let's go to the park.
- With pleasure. I like to slide a lot.
- And I can ride a bike there.
- Then we can swing together.
- How lovely!



2. Play! / Розкажи про дозвілля.

Example: I like to slide a lot. I can ride a bike well.

3. Look and say! / Подивись та скажи.

Use: The children go They likeThey can





4. Talk with a friend! / Спілкуйся з другом / по-другою.

What ... in your free time?

I like ... a lot. And you?

Let's ... together.

I can ... and



5. Listen and point! / Послухай та покажи.

- 1) I like to slide in the park a lot.
- 2) I can play badminton well.
- 3) I can ride a bike after school.
- 4) I usually read books in my free time.
- 5) I play tennis at the weekend.



6. Read and say! / Прочитай та скажи.

*Dear friends,
I like to play in my free time. I have got a big ball and a bike. In America children usually play computer games in the evening. But I don't like it. I love to play with my friends.*

Alice



7. Write with friends! / Напиши запрошення.

Dear Alice,

Come and play with us.

Your friends



Do it yourself! / WB, Ex. 67 (a-d).



Lesson 95

Talk about your pet



1. Listen and repeat! / Послухай та повтори.

— Look! What a lovely bird!

— It can be your pet. Then it can live in the palace.

— Oh, thank you! I can feed it every day.

— You are so kind!



2. Play! / Розкажи про домашнього улюбленця.

Example: I have got a pet. It is a cat. It lives in my house. I can feed it every day.

3. Look and say! / Розкажи про домашніх улюбленців на малюнках.

Use: It is It has got It lives... . It can



4. Talk with a friend! / Спілкуйся з другом / подругою.

Use: — Have you got ...? — Yes, it's a
 — Where ... live? — It lives
 — Do you ... every day? — Sure.



5. Listen and point! / Послухай та покажи.

- 1) My pet is small and grey. It has got a long tail.
- 2) My pet is black and funny. It has got long ears and a short tail.
- 3) My pet is white. It likes milk.
- 4) My pets are beautiful. They can swim.



6. Read and say! / Прочитай та дай відповідь.

This is my pet, Murzyk. It is a red cat. Murzyk is beautiful and funny. He has got small ears and a long tail. He can jump high and run fast. I love my pet. Have you got a pet?



7. Write with friends! / Напиши про домашніх улюбленців.



Do it yourself! / WB, Ex. 68 (a–d).

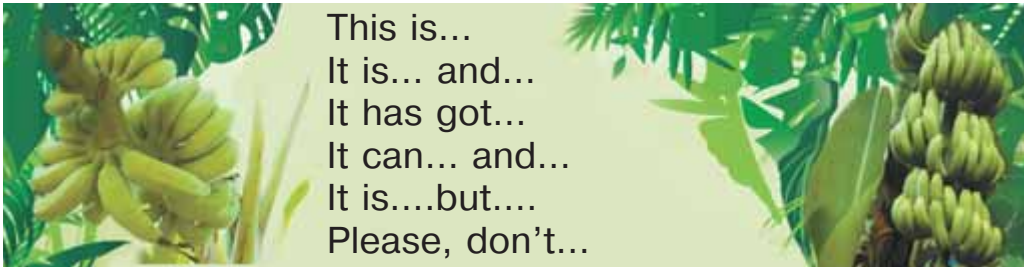
Lessons 96–97

1. Recall and say! / Назві тварин.

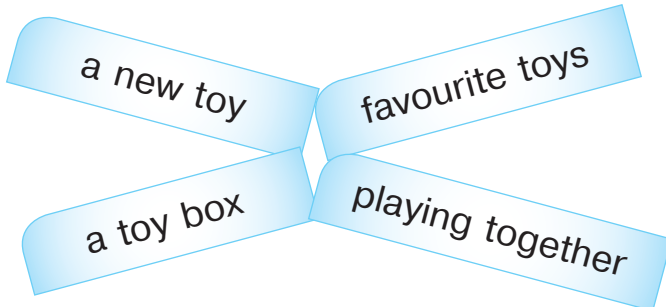
Animals



2. Recall and say! / Розкажи про тварин.



3. Recall and talk with a friend! / Спілкуйся з другом / подругою.



4. Recall and talk with friends! / 1) У робочому зошиті виріж малюнки до казок та зроби книжечки. 2) Пограй у казки.

5. Recall, listen and point! / Прослухай звуки джунглів. Покажи на малюнках, кому вони належать.



6. Recall and read! / Згадай і прочитай. Скажи, що ти знаєш про Тараса; де живуть різні тварини.

My International Friends

I have got two international friends — Alice and Bob. Alice is from America. She is eight. She lives with her mother and brother. Bob is from Great Britain. He is seven. He likes to ride a bike.

Where do Animals Live?

Animals live everywhere. Cows and horses live on a farm. Panthers and elephants live in the jungle. Camels and snakes live in a desert. Dolphins and fish live in the sea. Wolves and bears live in the wood. It is their home.

7. Recall and write! / Напиши листа Бобу або Еліс про себе.

Dear _____



SUMMER

Lesson 99

Describe the start of summer



1. Listen and repeat! / Послухай та повтори.

- Nice and hot this morning!
- I love summer mornings.
- Let's have a swim in the river.
- Great!



2. Listen and point! / Послухай та покажи на малюнках.

June

June brings summer,
End of school.
Of nice hot weather
The days are full.



3. Talk with friends! / Спілкуйся з друзями.

Example: I can bathe in the sun in summer.



I		in summer.
We	can	in June.
Children		in hot weather.

4. Look and say! / Опиши погоду влітку на малюнку (стор. 148).

Use: It's ... and We can I love



5. Talk with a friend! / Спілкуйся з другом / подругою.

Use: — Do you like summer?

— Sure. ... is my favourite summer time.

— What do you like to do in the morning?

— I like

— Where can you go in the afternoon?

— I can

6. Read, look and say! / Прочитай та продовжи розповідь за малюнками.



It is summer now. It is my favourite season. The weather is nice and hot. I like to play at the river in June. My friends and I bathe in the sun in the morning



7. Write with friends! / Допиши з друзями.

... in June. ... in the morning. ... in the afternoon.
... in the evening.




Do it yourself! / WB, Ex. 69 (a–d).



Lesson 100

Talk about your summer plans



1. Listen and repeat! / Послухай та повтори.

- Let's go to the zoo in the afternoon.
- Wonderful! I love animals.
- We can look at them, but we can't feed them.
- OK.



2. Listen and repeat! / Послухай та повтори.

Summer Months

Summer months,	June, July and August.
Summer months:	June, July and August.
June, July,	Summer!
June, July,	Hooray!



3. Talk with friends! / Спілкуйся з друзями.

Example: Let's go to the river.



4. Look and say! / Скажи, як люблять проводити літо казкові герої.

Example: Peter Pen likes to fly in summer.



5. Talk with a friend! / Спілкуйся з другом / подругою.

Use: — Do you like ...? — What can you ...?
 — I love — I can ... , and then

6. Read and say! / Прочитай та обери варіант відпочинку.

- 1) Let's go to Odessa. You can bathe in the sun and in the sea.
- 2) Let's go to the river and have a swim.
- 3) Let's go to the park. You can slide and swing all day long!



7. Write with friend! / Напиши з друзями.

We can ...		in the morning
We like ...		in the afternoon
		in the evening



Do it yourself! / WB, Ex. 70 (a–d).



Lesson 101

Talk about your new hobbies



1. Listen and repeat! / Послухай та повтори.

- I can't rollerskate well.
- Try it again.
- Teach me, please.
- With pleasure.



2. Listen and sing! / Послухай та заспівай.

New Hobbies

It's time for new hobbies.
 It's time for new hobbies.
 Skateboard and scooter,
 Rollerskate and computer.
 Let's try, let's try.




3. Talk with friends! / Спілкуйся з друзями.

Example: I can skateboard a little now. It's my new hobby. I can teach you.

4. Look and say! / Подивись та скажи.

- Use: — ... loves
 — Of course, he/she can't ... well.
 — But he/she tries



 **5. Talk with a friend!** / Спілкуйся з другом / подругою.

- Use: — What is your new hobby?
 — I love ...!
 — Can you ... well?
 — I can't, but I try

6. Read and say! / Прочитай та скажи про захоплення дітей.

New Summer Hobbies

Summer is time for new hobbies. Bob can skateboard a little now. Alice can't rollerskate well, but she tries it again. Taras loves to ride his new scooter. The children have a lot of fun in August.

 **7. Write with friend!** / Напиши з друзями.


Use: ... is my new hobby. ... well. I can teach

 **Do it yourself!** / WB, Ex. 71 (a–d).



Lesson 102

Talk about a summer trip



1. I like spring.
Nature is so beautiful
in spring.

2. And my
favourite season
is summer.

3. It is so hot
and sunny in
summer.



4. But we can
bathe in the sun
and in the sea
a lot.



1. Listen and repeat! / Послухай та повтори.

— I like spring. Nature is so beautiful in spring.

— And my favourite season is summer.

— It is so hot and sunny in summer.

— But we can bathe in the sun and in the sea a lot.



2. Play! / Розкажи про улюблену пору року.

Use: ... is my favourite season. It's time for

Nature is so I can I usually I love ...!



3. Talk with friends! / Склади речення.

Use: *by car, by plane, by train, by bus.*

Example: I can go by car.



4. Listen and point! / Послухай та покажи.

1) It's hot and sunny. Children like to swim, to bathe in the sun and to play in the park.



2) The leaves are red, yellow and brown. We can gather mushrooms.



3) Nature is beautiful again. The sky is blue. The grass is green. The daffodils are yellow.



4) It's cold and frosty outside. But children like to make a snowman and play snowballs.



5. Read and say! / Прочитай та продовжи опис.

Seasons in Ukraine

We have got four seasons in Ukraine: spring, summer, autumn and winter.

Nature is beautiful in every season. In spring the sky is blue, the grass is green, and the sun is bright. We can... . In summer the weather is hot and sunny. It is time for In autumn the leaves are red, yellow and brown. We usually In winter it is cold and frosty outside. My friends and I like Children have fun in all seasons.



6. Write with friends! / Напиши з друзями.

What is your favourite season?

What can you do in your favourite season?

What weather do you like in your favourite season?



Do it yourself! / WB, Ex. 72 (a-d).

Lessons 103—105 РЕЗЕРВНІ УРОКИ

VOCABULARY

A

after [ˈɑːftə] після
afternoon [ˌɑːftəˈnuːn]
полудень
again [əˈgeɪn] навпроти
air [eə] повітря
always [ˈɔːlweɪz] завжди
animal [ˈænɪm(ə)l] тварина
apple [ˈæpl] яблуко
apron [ˈeɪpr(ə)n] фартух
aunt [ɑːnt] тітка
autumn [ˈɔːtəm] осінь

B

babyboy [ˈbeɪbɪbɔɪ]
маленький хлопчик
bad [bæd] поганий
bag [bæg] сумка
balloon [bəˈluːn] повітряна
кулька
barn [bɑːn] хлів
bathe [beɪð] купатися
bear [beə] ведмідь
beautiful [ˈbjʊːtɪf(ə)l] гарний
bed [bed] ліжко
bee [biː] бджола
bell [bel] дзвіночок
bench [bentʃ] лавиця
berry [ˈberɪ] ягода
birdhouse [ˈbɜːdhaʊs]
шпаківня
birthday [ˈbɜːθdeɪ] день
народження
bloom [bluːm] цвіт, цвітіння
blossom [ˈblɒsəm] квітнути
blouse [blaʊz] блуза
blue [bluː] блакитний
board [bɔːd] дошка

bookmark [ˈbʊkmɑːk]
книжкова закладка
boot [buːt] чобіт
both [bəʊθ] обидва
brave [breɪv] сміливий
bread [bred] хліб
breakfast [ˈbrekfəst] сніданок
bright [braɪt] яскравий
brother [ˈbrʌðə] брат
brush [brʌʃ] щітка
bus [bʌs] автобус
butter [ˈbʌtə] масло
buy [baɪ] купувати

C

cake [keɪk] торт
camel [ˈkæm(ə)l] верблюд
chicken [ˈtʃɪkɪn] курча
child [tʃaɪld] дитина
children [ˈtʃɪldr(ə)n] діти
chilly [ˈtʃɪli] прохолодний
classmate [ˈklaːsmeɪt]
однокласник
classroom [ˈklaːsrʊm] класна
аудиторія
clean [kliːn] чистий
clever [ˈklevə] розумний
clock [klɒk] годинник
clothes [ˈkləʊðz] одяг
clown [ˈklaʊn] клоун
cold [kəʊld] холодний
copybook [ˈkɒpɪbʊk] зошит
count [kaʊnt] лічити
cousin [ˈkʌz(ə)n] кузен/кузина
coward [ˈkaʊəd] боягуз
crocodile [ˈkrɒkədəɪl]
крокодил
cruel [ˈkruːəl] жорстокий


D

daffodil ['dæfədɪl] нарцис
dance [da:ns] танцювати
day [deɪ] день
dear [dɪə] дорогий
desert ['dezət] пустеля
desk [desk] парта
dinosaur ['daɪnəsɔ:] динозавр
dolphin ['dɒlfɪn] дельфін
donkey ['dɒŋki] віслик
door [dɔ:] двері
down [daʊn] вниз
draw [drɔ:] малювати
dress [dres] сукня
duckling ['dʌklɪŋ] каченя
dwarf [dwɔ:f] гномик

E

eat [i:t] їсти
elephant ['elɪfənt] слон
eleven [ɪ'lev(ə)n] одинадцять
eraser ['reɪzə] гумка
evening [ˈi:vnɪŋ] вечір
everywhere [ˈevriweə] всюди

F

fair [feə] чесний,
справедливий
fairy ['feəri] фея
fairy tale ['feərɪteɪl] казка
far [fa:] далеко
fast [fɑ:st] швидкий
favourite ['feɪv(ə)rɪt] улюблений
feed [fi:d] годувати
find [faɪnd] шукати
fish [fɪʃ] риба
fix [fɪks] лагодити
flower ['flaʊə] квітка
fly [flaɪ] літати
free [fri:] вільний

friendly ['frendli] дружній
frost [frɒst] мороз
frosty ['frɒsti] морозний
fruit [fru:t] фрукти
fun [fʌn] забава
funny ['fʌni] смішний

G

game [geɪm] гра
garden ['gɑ:d(ə)n] сад
gather ['gæðə] збирати
giraffe [dʒə'ra:f] жираф
give [gɪv] давати
go [gəʊ] іти
goat [gəʊt] козел
golden ['gəʊld(ə)n] золотий
good [gʊd] хороший
grass [grɑ:s] трава
green [gri:n] зелений
grey [greɪ] сірий

H

hand [hænd] рука
happy ['hæpi] щасливий
hare [heə] заєць
hat [hæt] капелюх
heart [hɑ:t] серце
help [help] допомога;
допомагати
here [hɪə] тут
high [haɪ] високий
hill [hɪl] пагорб
holidays ['hɒlədeɪz] свята
hop [hɒp] підстрибувати
horse [hɔ:s] кінь
hot [hɒt] гарячий
house [haʊs] будинок

I

ice [aɪs] лід
icicle ['aɪsɪkl] бурулька

idea [aɪ'diə] думка, ідея
interesting ['ɪntrəstɪŋ] цікавий
international [ˌɪntə'næʃ(ə)n(ə)l]
міжнародний
into ['ɪntə] в; всередину

J

jacket ['dʒækɪt] жакет, куртка
jolly ['dʒɒli] веселий
joy [dʒɔɪ] радість
juicy ['dʒuːsi] соковитий
jumper ['dʒʌmpə] джемпер
jungle ['dʒʌŋɡl] джунглі
just [dʒʌst] тільки, щойно

K

kangaroo [ˌkæŋɡ(ə)'ruː] кенгуру
kind [kaɪnd] добрий
king [kɪŋ] король
know [nəʊ] знати

L

last [lɑːst] останній
late [leɪt] пізно
leaf [liːf] листок
learn [lɜːn] вчити
left [left] лівий; наліво
lion-cub ['laɪən ˌkʌb] левеня
live [lɪv] жити
look [lʊk] погляд; дивитися;
виглядати
lorry ['lɒrɪ] вантажівка
love [lʌv] кохання
lovely ['lʌvli] мило, гарно

M

make friends [meɪk frendz]
товаришувати
many ['meni] багато
meat [mi:t] м'ясо
melt [melt] танути

mine [maɪn] мій
miss [mɪs] сумувати за
кимось
monkey ['mʌŋki] мавпа
month [mʌnθ] місяць
mouse [maʊs] миша
much [mʌtʃ] дуже
mushroom ['mʌʃrʊm] гриб

N

name [neɪm] ім'я
nature ['neɪtʃə] природа
nearly ['niəli] майже
new [njuː] новий
nice [naɪs] хороший, милий
now [naʊ] зараз
number ['nʌmbə] номер
nurse [nɜːs] медсестра;
нянька
nut [nʌt] горіх

O

old [əʊld] старий
open ['əʊp(ə)n] відкритий
other ['ʌðə] інший
our [aʊə] наш
outside [ˌaʊt'saɪd] ззовні
over ['əʊvə] над

P

palace ['pæləs] палац
panther ['pæntə] пантера
party [paːti] вечірка
pear [peə] груша
pencil-box ['pens(ə)lbɒks]
пенал
pet [pet] домашня тварина
photo ['fəʊtəʊ] фото
picture ['pɪktʃə] картина
pity ['pɪti] жаль
please [pliːz] будь ласка

plum [plʌm] слива
polite [pə'laɪt] ввічливий
ponytail ['pəʊnɪteɪl] хвіст
(зачіска)
porridge ['pɒrɪdʒ] каша
present ['prez(ə)nt]
подарунок
pretty ['prɪti] милий
princess [prɪn'ses] принцеса
proud [praʊd] гордий
puddle ['pʌdl] калюжа
put [pʊt] класти, ставити

Q

queen [kwɪ:n] королева
quick [kwɪk] швидкий
quite [kwaɪt] цілком

R

rabbit ['ræbɪt] кролик
rain [reɪn] дощ
read [ri:d] читати
ready ['redi] готовий
relatives ['relətɪvz] родичі
rich [rɪtʃ] багатий
ride a bike ['raɪd ə 'baɪk] їхати
на велосипеді
right [raɪt] правильно;
правий; направо
river ['rɪvə] річка
roller skate ['rɒlə'skeɪt]
ролики
ruler ['ru:lə] лінійка

S

same [seɪm] той самий
school [sku:l] школа
scooter ['sku:tə] самокат
sea [si:] море
season [si:zn] пора року
seat [si:t] місце; сидіння

see [si:] бачити;
sheep [ʃi:p] вівця
ship [ʃɪp] корабель
shirt [ʃɜ:t] сорочка
shop [ʃɒp] магазин
silly ['sɪli] дурний
skate [skeɪt] ролики
skateboard [skeɪtbɔ:d] скейт
ski [ski:] лижа
skipping rope ['skɪpɪŋ,rəʊp]
скакалка
skirt [skɜ:t] спідниця
sky [skaɪ] небо
sledge [sleɪdʒ] санчата
slide [slaɪd] ковзатися
slim [slɪm] стрункий
snake [sneɪk] змія
snowball ['snəʊbɔ:l] сніжка
snowdrop ['snəʊdrɒp]
пролісок
snowflake ['snəʊfleɪk]
сніжинка
snowman ['snəʊmæn]
сніговик
sometimes ['sʌmtaɪmz] іноді
son [sʌn] син
space robot [s'peɪs 'rəʊbɒt]
космічний робот
sponge [spʌndʒ] губка
spring [sprɪŋ] весна
stay ['steɪ] стояти;
залишатися
storm [stɔ:m] шторм
strict [strikt] суворий;
вимогливий
strong [strɒŋ] сильний
sure [ʃʊə] впевнений
swim [swɪm] плавати
swing [swɪŋ] качатися


T

tail [teɪl] хвіст
take [teɪk] брати
take pictures [teɪk 'pɪktʃəz]
фотографуватися
tall [tɔ:l] високий
tasty ['teɪsti] смачний
teach [ti:tʃ] навчати
tease [ti:z] дражнити
teeth [ti:θ] зуби
tennis ['tenɪs] теніс
then [ðen] потім
think [θɪŋk] думати
tiger [taɪgə] тигр
time [taɪm] час
today [tə'deɪ] сьогодні
together [tə'geðə] разом
top [tɒp] вершина; купол
touch [tʌtʃ] торкатися
train [treɪn] потяг
trip [trɪp] подорож
try [traɪ] намагатися
turkey ['tɜ:kɪ] індик
TV set [,ti:'vi: set] телевізор
twins [twɪnz] близнюки

U

umbrella [ʌmb'relə]
парасолька
uncle [ʌŋkl] дядько
under [ʌndə] під
up [ʌp] уверх, вгору
upset [ʌp'set] розгублений
usually ['ju:zəli] зазвичай

V

very ['veri] дуже
village ['vɪlɪdʒ] село

violet ['vaɪələt] фіалка
visit ['vɪzɪt] візит; відвідувати

W

walk [wɔ:k] прогулюватися;
прогулянка
watch TV [wɒtʃ ,ti:'vi:] дивитися
телевізор
water ['wɔ:tə] вода
way [weɪ] шлях
weather ['weðə] погода
week days ['wi:k deɪz] будні
дні
weekend [,wi:k'end] вихідні дні
well [wel] добре
what [wɒt] що?
who [hu:] хто?
whose [hu:z] чий?
wind [wɪnd] вітер
window ['wɪndəʊ] вікно
winter [wɪntə] зима
wise [waɪz] мудрий
wish [wɪʃ] бажання; бажати
with [wɪð] з; разом з
without [wɪ'ðaʊt] без
wonderful ['wʌndəfʊl] чудовий
wood [wu:d] ліс
write [raɪt] писати
wrong [rɒŋ] невірний

Y

yard [jɑ:d] двір
year [jɪə] рік
yellow ['jeləʊ] жовтий
your [jɔ:] твій

Z

zebra ['zebrə] зебра
zoo [zu:] зоопарк